



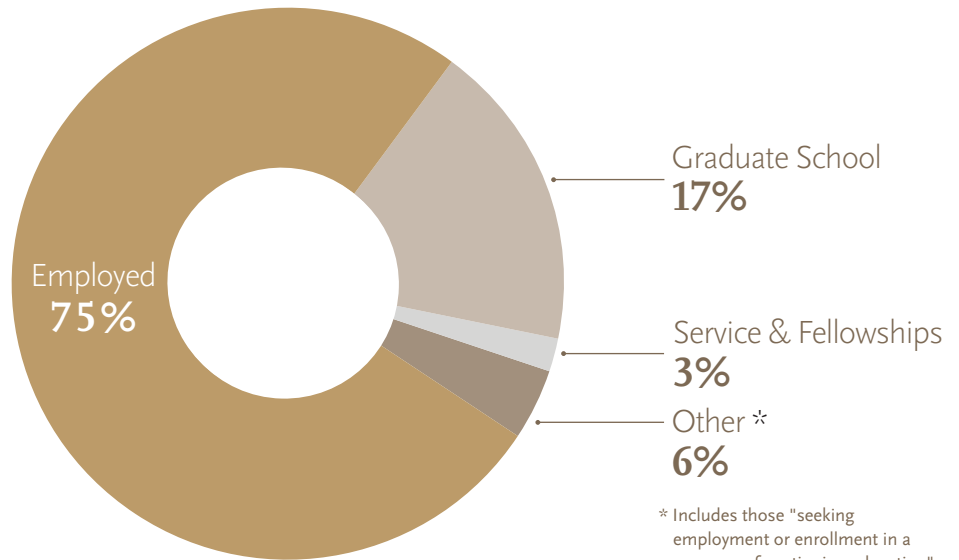
BOSTON COLLEGE

Class of 2023 Eagles: **Where have they landed?**

CAREER OUTCOMES RATE

94%

of 2023 graduates were either employed (including internship & military), enrolled in graduate school, or involved in service or fellowship programs.

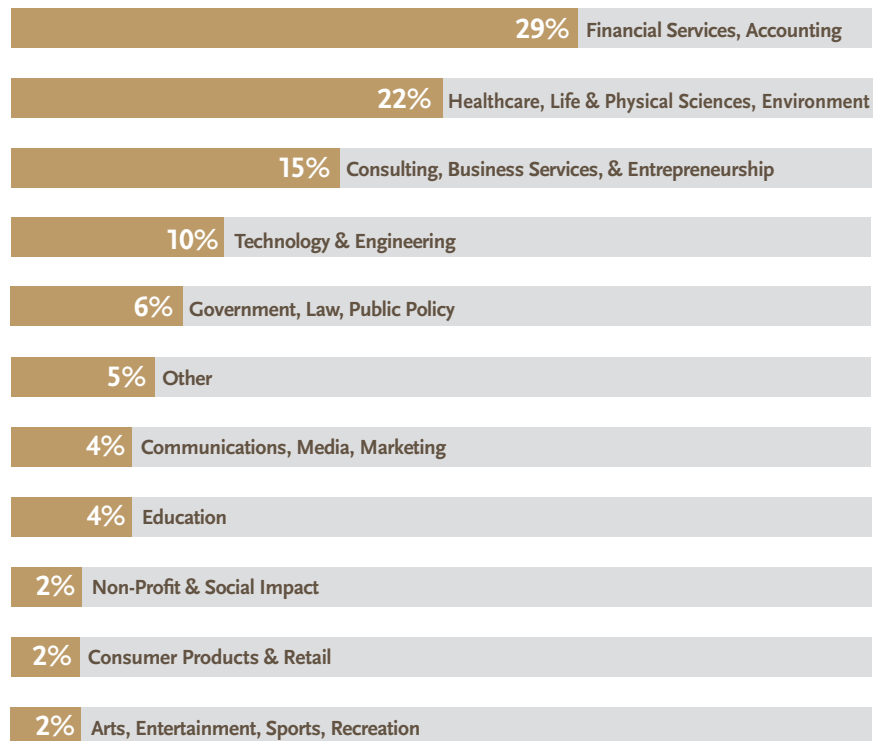


* Includes those "seeking employment or enrollment in a program of continuing education" or "not seeking...at this time."

SELECT EMPLOYERS



INDUSTRIES



GRADUATE SCHOOLS

17% of the Class of 2023 enrolled in graduate school.

- Boston College
- Boston University
- Brown University
- Columbia University
- Cornell University
- Duke University
- Georgetown University
- Harvard University
- New York University
- Northeastern University
- Tufts University
- University of Chicago
- University of Southern California

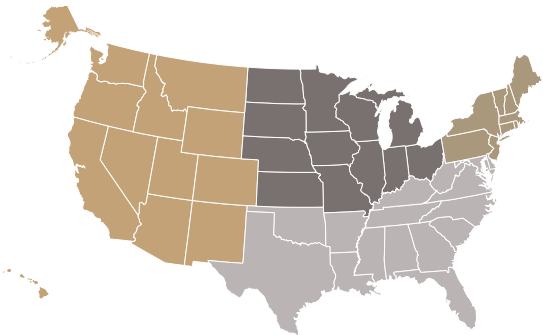
MEDIAN STARTING SALARIES BY SCHOOL

Overall	Morrissey College of Arts and Sciences	Lynch School of Education and Human Development	Carroll School of Management	Connell School of Nursing
\$71,000	\$65,000	\$55,000	\$81,000	\$72,000

NOTE: SALARY INFORMATION WAS SELF-REPORTED FOR GRADUATES WHO ARE EMPLOYED FULL TIME.

GEOGRAPHIC DESTINATIONS

While a majority of 2023 Eagles remained in the Northeast (78%) after graduating, members of the Class of 2023 were located in 36 states (not including D.C. and Puerto Rico).



6% WEST 87 graduates	5% MIDWEST 73 graduates	9% SOUTH 136 graduates	78% NORTHEAST 1,208 graduates
-----------------------------------	--------------------------------------	-------------------------------------	--



3%
INTERNATIONAL
50 graduates represented in 24 countries

Bosnia & Herzegovina, Brazil, Canada, Chile, China, Czech Republic, Ecuador, Fiji, Finland, France, Germany, Guatemala, Honk Kong, Indonesia, Lebanon, Panama, South Korea, Spain, The Gambia, The Philippines, Turkey, United Kingdom, Vietnam, and Zambia

CLASS OF 2023 KNOWLEDGE RATE

77%

This report is based on 1,736 out of 2,265 graduates from the Class of 2023.

For more information, visit bc.edu/outcomes

SOURCES INCLUDE THE POST-GRADUATION PLANS SURVEY, BOSTON COLLEGE CARROLL SCHOOL OF MANAGEMENT FIRST DESTINATIONS SURVEY, NATIONAL STUDENT CLEARINGHOUSE, BOSTON COLLEGE DATA, AND PUBLIC DATA.

DEGREE TYPE

68% Master's

17% J.D.

7% Doctorate *

3% M.D./D.O.

* Includes degrees such as: D.D.S., D.M.D., D.N.P., D.P.T., and Ph.D.

TOP FIVE PROGRAMS OF STUDY *

Law



18%

Business



16%

STEM



16%

Education



14%

Humanities & Social Science and Policy & Planning



5%

* Other programs of study include: Communications, Counseling, Dentistry, Fine and Performing Arts, Health, Medicine, Nursing, Social Work, and Other.