

FOREWORD

The *Boston College Fact Book* captures and summarizes much of the important current and historical information about Boston College. The *Fact Book* is intended to serve as a reference for information about the University's faculty, students, alumni, personnel, facilities, and budget.

The 2003-2004 *Boston College Fact Book* reflects year-end data from the 2002-2003 fiscal and academic years. In certain instances, information relating to the fall of 2003 (academic year 2003-2004) is presented. Much of the information contained in the *Fact Book* is cumulative and references annual data for the preceding five- or ten-year period. Other information is presented in a single year format.

We are grateful to the many departments and individuals who provided data for this book - the 31st edition of the *Fact Book*. The majority of the information is extracted from reports produced on a regular basis by the various source offices. Inquiries and comments regarding specific data should be addressed to the responsible office (noted at the bottom of each item). The *Fact Book* is also available in its entirety at <http://www.bc.edu/factbook>. We welcome your comments and suggestions for additional information that might be included or improvements in the way information is presented.

James Kreinbring, Editor
Christine Buscemi
Margaret Ryan
April 2004

THE MISSION OF BOSTON COLLEGE

Strengthened by more than a century and a quarter of dedication to academic excellence, Boston College commits itself to the highest standards of teaching and research in undergraduate, graduate, and professional programs and to the pursuit of a just society through its own accomplishments, the work of its faculty and staff, and the achievements of its graduates. It seeks both to advance its place among the nation's finest universities and to bring to the company of its distinguished peers and to contemporary society the richness of the Catholic intellectual ideal of a mutually illuminating relationship between religious faith and free intellectual inquiry.

Boston College draws inspiration for its academic and societal mission from its distinctive religious tradition. As a Catholic and Jesuit university, it is rooted in a world view that encounters God in all creation and through all human activity, especially in the search for truth in every discipline, in the desire to learn, and in the call to live justly together. In this spirit, the University regards the contribution of different religious traditions and value systems as essential to the fullness of its intellectual life and to the continuous development of its distinctive intellectual heritage.

Boston College pursues this distinctive mission by serving society in three ways:

- by fostering the rigorous intellectual development and the religious, ethical, and personal formation of its undergraduate, graduate, and professional students in order to prepare them for citizenship, service, and leadership in a global society;
- by producing nationally and internationally significant research that advances insight and understanding, thereby both enriching culture and addressing important societal needs; and
- by committing itself to advance the dialogue between religious belief and other formative elements of culture through the intellectual inquiry, teaching and learning, and the community life that form the University.

Boston College fulfills this mission with a deep concern for all members of its community, with a recognition of the important contribution a diverse student body, faculty, and staff can offer, with a firm commitment to academic freedom, and with a determination to exercise careful stewardship of its resources in pursuit of its academic goals.

TABLE OF CONTENTS

Foreword.....	2
The Mission of Boston College.....	2
A Brief History of Boston College.....	6
A Boston College Chronology.....	7
Boston College Profile.....	11

ADMINISTRATION & FACULTY

Board of Trustee Membership.....	14
Trustee Associate Membership.....	15
Board of Trustee Chairmen.....	16
The Jesuit Community at Boston College.....	16
Officers of the University.....	17
Academic Administration.....	17
Chart of Administration.....	18
Academic Vice President Units.....	19
Executive Vice President Units.....	20
University Administrators.....	21
Department Chairpersons.....	22
Professional, Administrative, and Support Staff Personnel by Gender.....	23
Restricted Funded Personnel by Gender and FTE.....	23
Faculty:	
by School and Rank.....	24
by School and Gender.....	24
by School and Tenure Status.....	24
by Highest Earned Degree and Rank.....	25
by Highest Earned Degree and Gender.....	25
by Rank and Gender.....	25
Full-Time Equivalent by School.....	26
Full-Time Faculty, Teaching Fellows, and Teaching Assistants:	
by School and Department.....	26
Faculty Compensation:	
by Rank.....	27
by Rank, Average Compared to AAUP Category I.....	27

STUDENTS

Freshman Enrollment by Year and Gender (Full-Time).....	30
Freshman Admission Profile.....	30
Freshman Applications, Acceptances, and Enrollment (Full-Time).....	30
Class of 2007 Applications, Acceptances, and Enrollment - Geographic Distribution.....	31
Top Cross Application Competitor Schools of Enrolling Freshmen.....	32
Undergraduate Transfer Students:	
Applications, Acceptances, and Enrollment (Full-Time).....	32
by Type of Previous Institution and Gender.....	32
Enrollment:	
by School, Gender, and Full- and Part-Time.....	33
Student Credit Hours by School.....	33
by School, Gender, and Full- and Part-Time.....	34
AHANA and International Enrollment by Gender.....	34
Full-Time Equivalent by School.....	35
Graduate Enrollment by Degree Program and Discipline.....	36
Summer Session Enrollment.....	36
Geographic Distribution of Undergraduate Students.....	37
Undergraduate Majors by School.....	38

International Students and Scholars:	
by School	39
by Class or Program.....	39
by Gender and Program	39
by Country	40
Degrees Conferred:	
Undergraduate and Graduate by Degree and Gender	41
Undergraduate by Degree and Number of Majors	42
Undergraduate by Major	43
Undergraduate by School and Major	44
Graduate by School, Degree, Primary Field, and Gender	45
Undergraduate and Graduate Financial Aid:	
Dollars Awarded.....	46
Number of Awards.....	46
Undergraduates Studying Abroad.....	47
Undergraduate Student Graduation and Retention Rates	47

ALUMNI & DEVELOPMENT

Alumni Association National Board of Directors	50
Alumni Association Regional Chapters.....	50
Alumni Association Achievement Awards	50
Geographic Distribution	51
Living Alumni by Primary School and Class.....	52
Living Alumni by Gender and Class	54
Gifts to the University	55
Individual Donors by Giving Club	55
Alumni Donors by Primary School and Class	56

PHYSICAL PLANT

Buildings Related to Boston College Operations.....	60
Boston College Properties.....	62
Summary of Building Use	62
Facility Capacities	63
Classrooms.....	63
Dining Facilities	63
Offices.....	64
Residence Hall Capacities.....	65

FINANCE

Highlights of Financial Operations	68
Condensed Statement of Financial Position.....	69
Tuition and Fees	70
Undergraduate Tuition Restated in 1982-84 Dollars.....	71

ACADEMIC RESOURCES & TECHNOLOGY

Boston College Libraries	74
Holdings by Individual Libraries	74
Expenditures for Library Materials.....	74

Digital Library Services.....	75
John J. Burns Library of Rare Books and Special Collections	76
Academic Development Center.....	77
University Archives.....	77
Language Laboratory	77
McMullen Museum of Art.....	78
Information Technology	78
Student Learning and Support Center.....	78
Telephone Infrastructure	78
Computer Network Elements	79
Successful Page Deliveries by <i>www.bc.edu</i> Web Server	79

RESEARCH & SPONSORED PROJECTS

Highlights of Sponsored Activities	82
Summary of Sponsored Project Awards.....	82
Sponsored Projects, Source and Application of Funding.....	82
Sponsored Projects by Department	83
Dollar Amount of Sponsored Project Awards Received	84
Sponsored Project Activity	85
Number of Sponsored Project Proposals Submitted, by Department	86
Number of Sponsored Project Awards Received, by Department	87
Selected Sponsored Project Awards.....	88
Research Institutes and Centers.....	89

ATHLETICS

Intercollegiate Athletic Season Highlights	94
Varsity Sports Records	97
Intramural Sports Participation	97
Intercollegiate Sports Participation	97

GENERAL INFORMATION

Founder of Boston College	100
Presidents of Boston College	100
Honorary Degrees Awarded	100
Types of Degrees Conferred.....	103
Honorary Degrees Granted	103
Accrediting Agencies	104
Association Memberships.....	104
Academic Department Locations	105
Academic Calendars.....	106
Sources of <i>Fact Book</i> Information	106
Photography Credits	106
Index.....	107
Campus Maps	109

A BRIEF HISTORY OF BOSTON COLLEGE

Boston College was founded by the Society of Jesus in 1863, and is one of twenty-eight Jesuit colleges and universities in the United States. With three teachers and twenty-two students, the school opened its doors on September 5, 1864. At the outset and for more than seven decades of its first century, the college remained an exclusively liberal arts institution with emphasis on the Greek and Latin classics, English and modern languages and with more attention to philosophy than to the physical or social sciences. Religion, of course, had its place in the classroom as well as in the nonacademic life of the college.

Originally located on Harrison Avenue in the South End of Boston, where it shared quarters with the Boston College High School, the College outgrew its urban setting toward the end of its first fifty years. A new location was selected in Chestnut Hill, then almost rural, and four parcels of land were acquired in 1907. A design competition for the development of the campus was won by the firm of Maginnis and Walsh, and ground was broken on June 19, 1909, for the construction of Gasson Hall. It is located on the site of the Lawrence farmhouse, in the center of the original tract of land purchased by Father Gasson, and is built largely of stone taken from the surrounding property.

Later purchases doubled the size of the property, with the addition of the upper campus in 1941, and the lower campus with the acquisition of the Lawrence Basin and adjoining land in 1949. In 1974 Boston College acquired Newton College of the Sacred Heart, a mile-and-a-half from the main campus. With fifteen buildings standing on forty acres, it is now the site of the Boston College Law School and residence halls housing 800 freshmen.

Though incorporated as a university since its beginning, it was not until its second half-century that Boston College began to fill out the dimensions of its charter. The Summer Session was inaugurated in 1924; the Graduate School of Arts and Sciences in 1925; the Law School, 1929; the Evening College, 1929; the Graduate School of Social Work, 1936; the College of Business Administration, 1938. The latter, along with its Graduate School established in 1957, is now known as The Wallace E. Carroll School of Management. The Schools of Nursing and Education were founded in 1947 and 1952, respectively and are now known as the William F. Connell School of Nursing and the Carolyn A. and Peter S. Lynch School of Education. Weston Observatory, founded in 1928, was accepted as a department of Boston College in 1947, offering courses in geophysics and geology.

The Graduate School of Arts and Sciences began programs at the doctoral level in 1952. Now courses leading to the doctorate are offered by twelve Arts and Sciences departments.

The Schools of Education and Nursing, the Carroll Graduate School of Management, and the Graduate School of Social Work also offer doctoral programs.

In 1927 Boston College conferred one earned bachelor's degree and fifteen master's degrees on women through the Extension Division, the precursor of the Graduate School of Arts and Sciences, the Evening College, and the Summer Session. By 1970 all undergraduate programs had become coeducational. Today women students comprise more than half of the University's enrollment.

In 1996 the Evening College became the College of Advancing Studies, offering a master's degree as well as the bachelor's degree; in 2002 the College was renamed the Woods College of Advancing Studies. The university's longest presidency, 24 years, came to an end when Father J. Donald Monan became chancellor and was succeeded in the presidency by Father William P. Leahy.

During the decade of the nineties, the Boston College campus changed in significant ways. The University completed several major construction projects, including the expansion and renovation of Higgins Hall, the home of the Biology and Physics Departments; updating of residence halls on the upper campus and Newton campus; and the construction of a new office building for faculty and administrative units on lower campus. These projects added 260,000 square feet to Boston College facilities and resulted in on-campus housing for more than 80% of the undergraduates attending Boston College.

In recent years, major advances have also occurred in student selectivity, as well as faculty research and scholarship. For instance, between 1996 and 2003, freshman applications increased from 16,501 to 22,424, and the middle range SAT scores of admitted students increased from 1200-1340 to 1260-1390. During this same period, the dollar amount of sponsored project awards received by the University more than doubled, and the number of research centers and institutes grew from six to twenty-one.

Since 1996, the University's endowment has grown from \$590 million to approximately \$1 billion, the result of successful investment strategies and the Ever to Excel campaign, which surpassed its original \$300 million goal and raised more than \$440 million in gifts and pledges from approximately 90,000 donors.

Source: University Historian and Public Affairs

A BOSTON COLLEGE CHRONOLOGY*

- 1857** Father John McElroy, S.J., purchased property in the South End of Boston for a new college.
- 1863** Gov. John A. Andrews signed the charter of Boston College, April 1. First meeting of the Boston College trustees was held on July 6.
- 1864** Boston College opened on September 5, with Father John Bapst, S.J., as president and Father Robert Fulton, S.J., as dean. Twenty-two students admitted.
- 1877** First Commencement was held. Nine students received A.B. degrees, June 28.
- 1883** The Stylus, the College literary magazine, founded.
- 1907** Father Thomas Gasson, S.J., named president; purchased 31-acre Lawrence farm in Chestnut Hill for new campus.
- 1913** Gasson Hall completed. First graduation held at the Heights, June 18. Four classes enrolled in Gasson in September.
- 1918** Conscription and voluntary enlistment for World War I reduced the College enrollment to 125 in October, down from 671 two years earlier.
- 1919** Boston College won its first major football victory, 5-3 over favored Yale at New Haven. First issue of The Heights, student weekly, printed November 17.
- 1923** Baseball team beat Holy Cross 4-1 before 30,000 at Braves Field, June 18.
- 1924** Summer School started.
- 1925** Graduate School of Arts and Sciences started.
- 1928** Bapst library opened, the fourth of the early Maginnis and Walsh buildings. Weston Observatory, the seismological station, founded.
- 1929** Law School opened at 11 Beacon Street. Boston Evening College started as "Boston College Intown" at 126 Newbury Street, Boston.
- 1935** Greek requirement for the A.B. degree dropped.
- 1936** Graduate School of Social Work opened at Newbury Street.
- 1938** School of Management opened at Newbury Street as the "College of Business Administration."
- 1940** Cotton Bowl vs. Clemson (3-6) first bowl game.
- 1941** Cardinal O'Connell purchased the Liggett estate, the upper campus, and gave it to the College.
- 1946** To accommodate post war enrollment, army surplus barracks became dormitories on the site of present Campion Hall; a larger office/classroom building was erected on the site of McGuinn, and a recreation building on the site of Cushing Hall.
- 1947** Construction begun on the first permanent building since the completion of Bapst in 1928, to house the College of Business Administration (occupied in September 1948). The School of Nursing opened at 126 Newbury Street.
- 1949** College acquired small reservoir (lower campus) Hockey team won national title at Colorado Springs.
- 1951** Lyons Hall was completed in July.
- 1952** The School of Education opened in September in Gasson Hall. Doctoral programs were begun in Economics, Education, and History, the beginning of increased emphasis on graduate education.
- 1954** Law School moved to St. Thomas More Hall on the Chestnut Hill campus.
- 1955** Claver, Loyola, and Xavier Halls opened, first campus residences constructed by BC. The School of Education moved into Campion Hall.
- 1957** Graduate School of Management founded. Alumni Stadium dedicated September 21.
- 1958** Latin no longer required for the A. B. degree. The College of Arts and Sciences Honors Program and the Scholar of the College Program were begun. The original gymnasium, Roberts Center, and the first hockey rink, McHugh Forum, were opened.
- 1959** The Board of Regents, advisory to the trustees and administration, was established.
- 1960** The Nursing School occupied its campus building, Cushing Hall. Three more student residences, named for the early bishops of Boston, Cheverus, Fenwick, and Fitzpatrick, were completed.
- 1961** McElroy Commons opened.
- 1963** The Boston College Centennial Convocation was addressed by President John F. Kennedy on April 20. The Self-Study of the College of Arts and Sciences led to a new core curriculum, a reduction in the course load, election of department chairmen, the establishment of Educational Policy committees, and sabbaticals.
- 1964** Carney Hall opened. Welch, Williams, and Roncalli residences were occupied.
- 1966** Higgins Hall was dedicated in November.
- 1968** The Board of Regents joined the Jesuit trustees to form the Board of Directors, October 8. The Black Talent Program was started, precursor to AHANA Student Programs.

- 1971** The office of president of Boston College and rector of the Boston College Jesuit community were separated on January 1. Installation of Omicron Chapter, Phi Beta Kappa took place on April 6.
- 1970** Women admitted for degrees in all undergraduate colleges. The modular residences were placed on the lower campus. PULSE, an academic/social action program, was started. The Campus School for multi-handicapped children was begun.
- 1972** Father J. Donald Monan, S.J., succeeded Father W. Seavey Joyce, S.J., as president, September 5. The trustees voted to eliminate the Board of Directors and to expand the Board of Trustees to include laymen, November 19. The newly structured Board of Trustees, with 35 members (13 Jesuits), elected Cornelius Owens '36 chairman. The Women's Center was established.
- 1973** The Long-Range Fiscal Planning Committee presented to the Trustees a plan for balanced budgets for the succeeding five years.
- 1974** Newton College of the Sacred Heart became part of Boston College (announced March 11).
- 1975** The Law School moved to the Newton Campus. Edmond's Hall was occupied in September.
- 1976** The New Heights Advancement Campaign to raise \$21 million was begun in April. Over the next five years more than \$25 million was raised.
- 1979** One thousand friends of Speaker of the House Thomas P. O'Neill, '36, gathered in Washington to establish the O'Neill Chair in American Politics, December 9. The Graduate School of Social Work established a doctoral degree program. The Recreation Complex named for Athletic Director William J. Flynn.
- 1980** The Jesuit community endowed the Thomas I. Gasson, S.J., Chair for distinguished Jesuit scholars.
- 1982** Walsh Hall residence dedicated to former president Michael P. Walsh, S.J., October 7.
- 1984** O'Neill Library dedicated to Speaker Thomas P. O'Neill, October 14. Doug Flutie awarded Heisman Trophy.
- 1985** The E. Paul Robsham, Jr., Theater Arts Center was dedicated on October 25.
- 1986** Dedication of renovated Bapst Library, dedication of Burns Library, April 22. Goals for Nineties (planning document) published. Alumni Association moved to Alumni House on the Newton Campus. St. Patrick's Day dinner took place in Washington honoring Speaker Thomas P. O'Neill. Speakers included President Ronald Reagan, former President Gerald Ford, and Bob Hope. Two million dollars was raised for BC scholarships. Five-year \$125 million Campaign for Boston College started. The dismantling of McHugh Forum was begun to make way for Conte Forum.
- 1987** The Carroll Graduate School of Management's doctoral program in finance was approved by the Trustees. The Jesuit Institute, funded by a \$1.5 million gift from the Jesuit community, with a matching University commitment, was established to support exploration into the religious and ethical questions that emerge through the intersection of faith and culture.
- 1988** The first students enrolled in the new Nursing Ph.D. program. The Music Program became a department of the College of Arts and Sciences. Vouté Hall and its companion student residence were occupied. The Museum of Art was opened in Devlin Hall.
- 1989** Congressman Silvio O. Conte '49, was present for the dedication of Conte Forum. The School of Management became the Carroll School of Management in honor of Wallace E. Carroll '28. Sister Thea Bowman was awarded an honorary degree and AHANA House was named for her in October. Roberts Center was razed to make room for the Merkert Chemistry Center.
- 1991** Wing added to Campion Hall, with major renovation of the original building.
- 1992** The Eugene F. Merkert Chemistry Center dedicated. The Campaign for Boston College completed, exceeding the \$125 million goal by over \$11 million.
- 1993** Renovated Devlin Hall welcomed occupants: the Department of Geology and Geophysics, the Department of Fine Arts, the Art Museum, and the Admission Office. The football team beat Notre Dame at South Bend, 41-39, when Notre Dame was ranked No. 1 in the country. Renovation of Fulton Hall was begun. The Department of Theater was established.
- 1994** Graduate programs in Nursing and Education separated from the Graduate School of Arts & Sciences. Father Monan established a University Academic Planning Council to map university strategies. A garage for 900 cars was completed behind St. Mary's Hall. The stadium seating capacity was enlarged from 32,000 to 44,500.
- 1995** On October 6, 1995, the trustees elected Father William P. Leahy, S.J., to succeed Father J. Donald Monan, S.J., as president. Fulton Hall reopened, enlarged and transformed exteriorly to match the Gothic style of the early buildings.
- 1996** The Law School's new library was completed and opened on the Newton campus in January. *U.S. News & World Report* ranked Boston College 16th among the nation's teaching universities and 37th in the national university category. The student residence at 70 St. Thomas More Road was named Thomas A. and Margaret A. Vanderslice Hall; the nearby residence building at number 80 was named Gabelli Hall; and the Art Museum became the Charles S. and Isabella V. McMullen Museum of Art. On July 31, Father Monan's 24-year presidency ended, and on October 18 Father

William P. Leahy, S.J., was inaugurated as the 25th president of Boston College.

- 1997** In a rating of graduate schools, *U.S. News & World Report* placed Boston College Law School 22nd in its field, while the Graduate School of Social Work was ranked 14th, the School of Nursing 27th, and the School of Education 28th. In March, Father Leahy was homilist at the annual St. Patrick's Day Mass at the Cathedral of the Holy Cross.
- 1998** The formal opening of the Irish Institute and the Irish Studies Program was held at Connolly House. Work began on a three-year project to renovate and expand Higgins Hall, which houses the Biology and Physics departments. *U.S. News & World Report* rated the BC schools of law, education, and nursing among the top 25 in their fields. BC undergraduates won more than 20 prestigious national fellowships, including a dozen Fulbrights and a coveted Marshall Scholarship.
- 1999** BC's School of Education was named the Carolyn A. and Peter S. Lynch School of Education in recognition of the couple's gift of more than \$10 million. For the fifth consecutive year, BC was ranked among the top 40 national universities by *U.S. News & World Report*. The McMullen Museum of Art's exhibition *Saints and Sinners: Caravaggio and the Baroque Image* attracted more than 65,000 visitors to the campus. BC announced a \$400 million "Ever to Excel" capital campaign.
- 2000** The annual *U.S. News & World Report* survey ranked Boston College 38th among the nation's 228 national universities. BC, Notre Dame, and Georgetown were the only Catholic universities in the top 40. Geoffrey and Rene Boisi committed \$5 million to establish the Center for Religion and American Public Life, directed by social scientist Alan Wolfe. BC appointed a husband and wife team to a joint position for a single chair: Sheila Blair and Jonathan Bloom who share the Norma Jean Calderwood Chair in Islamic and Asian Art.
- 2001** The BC School of Nursing was renamed the William F. Connell School of Nursing in honor of longtime trustee, William F. Connell, '59. After defeating Maine and Michigan, the BC men's hockey team went on to win the NCAA Championship by defeating North Dakota. A \$2 million grant from the Lilly Endowment supported a BC program to encourage students to integrate faith and career. BC established a permanent Dublin home, on St. Stephens Green, as a resource for the university's Irish Studies Program, the Burns Library, and international student programs.
- 2002** Boston College received a record number of undergraduate applications for the 2002-2003 academic year, with more than 21,000 applicants for the

approximately 2,200 available seats. The March issue of *U.S. News & World Report* cited BC as one of 20 schools recognized for overall athletic achievement, including the graduation rate of its varsity athletes. In the April issue, the magazine moved the Carroll Graduate School up two places to rank as 39th in the nation. BC's Law School remained in 22nd place nationally, and the graduate program of the Lynch School of Education, celebrating the 50th year of its founding, moved up to 21st position, the only Catholic graduate education program in the top 40. With a gift of \$5 million from the family of Katherine B. and Robert M. Devlin, the former Evening College was renamed the Woods College of Advancing Studies in honor of Rev. James A. Woods, S.J., dean of the school for 34 years. President William P. Leahy, S.J., announced that Boston College will develop a "special academic focus" for the next two years to examine issues relating to the sexual misconduct scandal in the Catholic Church. The initiative, called "The Church in the 21st Century," was launched in September 2002, with an open forum that drew an audience of 4,000.

- 2003** The Boston College "Church in the 21st Century" initiative, exploring issues emerging from the sexual abuse crisis, attracted national attention and local interest with its series of conferences and seminars. BC's "Ever to Excel" fundraising drive surpassed its original \$300 million goal by generating more than \$440 million in gifts and pledges from approximately 90,000 donors. The 22,424 applications for approximately 2,200 places in the Class of 2007 set a school record, surpassing the previous year's total of 21,131 applications. BC announced it would withdraw from the Big East and accept an invitation to join the Atlantic Coast Conference. Smoking, banned in academic and administrative buildings at BC since 1995, was prohibited in all residence halls as well. Between November 2002 and March 2003, the Office of Information Technology replaced over 3,000 computers with new machines in University offices. Moakley Professor of Political Science Kay Schlozman and Professor Larry Wolff of the history department were elected fellows of the American Academy of Arts & Sciences. Chemistry professor Scott Miller was awarded the Pfizer Award for Creativity in Organic Chemistry. For the first time in the University's history, two Boston College students were awarded Rhodes Scholarships; Paul A. Taylor and Brett T. Huneycutt will join 30 other Rhodes Scholars for study at Oxford University.

* References to presidents and Board of Trustee chairmen are minimized in this chronology since they are listed elsewhere in this Fact Book

Source: University Historian and Public Affairs

INSERT PHOTO HERE

BOSTON COLLEGE PROFILE

Undergraduate Admission (Class of 2007)	
Applicants	22,424
Enrollees	
Men	1,055
Women	1,153
Total Freshman Class	2,208
Enrollment (Full- and Part-Time; Fall 2003)	
Undergraduate	8,851
Advancing Studies (undergraduate)	768
Graduate & Professional	4,760
Total Enrollment	14,379
Degrees Conferred (Academic Year 2002-03)	
Undergraduate	2,225
Advancing Studies (undergraduate)	88
Graduate & Professional	1,509
Total Degrees Conferred	3,822
Alumni (Fall 2003)	137,986
Faculty (Academic Year 2002-03)	
Full-Time Faculty	639
Part-Time Faculty (FTE)	189
Teaching Fellows	184
Teaching Assistants	240
Professional, Administrative, and Support Staff (Fall 2003)	
Total Professional, Administrative Staff	1,147
Total Secretarial, Clerical, Technical	608
Total Facilities Services, Plant Services	555
Libraries – (Total Holdings) – Volumes (2003)	2,029,006
Physical Plant (Spring 2003)	
Acres	
Chestnut Hill Campus	116.9
Newton Campus	40.3
Other	100.3
Total Acres	257.5
Buildings	
Administrative/Academic	51
Student Residence	28
Other	33
Total Buildings	112
Finance (Fiscal Year 2002-03)	
Total Operating Revenues and Other Support	\$515.2 million
Total Expenditures	\$515.2 million

BOARD OF TRUSTEE MEMBERSHIP 2003-2004

Gregory P. Barber, '69
Chairman
Gregory P. Barber & Associates, Inc.

Peter W. Bell, '86
Managing Director
Stowe Capital

***Geoffrey T. Boisi, '69**
J. P. Morgan Chase & Company

Patrick Carney, '70
Chairman and Chief Executive Officer
Claremont Companies

The Honorable Darcel D. Clark, '83
Judge of the Criminal Court
City of New York

***John M. Connors Jr., '63**
Chairman
Hill, Holliday, Connors, Cosmopolos, Inc.

***Kathleen A. Corbet, '82**
Executive Vice President
Alliance Capital Management Corporation

***Joseph E. Corcoran, '59**
Chairman
Corcoran Jennison Companies

Robert F. Cotter, '73
Chief Operating Officer
Starwood Hotels & Resorts Worldwide, Inc.

Robert M. Devlin
Chairman
Curragh Capital Partners

Francis A. Doyle, '70, MBA '75
President and Chief Executive Officer
Connell Limited Partnership

Cynthia Lee Egan, '78
Executive Vice President
Fidelity Management Research
Corporation

Mario J. Gabelli
Chairman and Chief Investment Officer
Gabelli Asset Management

Susan McManama Gianinno, '70
Chairman and CEO
Publicis USA

Mary J. Steele Guilfoile, '76
Chairman
MG Advisors, Inc.

Paul F. Harman, S.J.
Rector of the Jesuit Community
Boston College (effective 3/04)

Daniel J. Harrington, S.J., '64, MA '65
Professor of New Testament
Weston Jesuit School of Theology

John L. Harrington, '57, MBA '66
Executive Director
Yawkey Foundation

Francis R. Herrmann, S.J., J.D. '77
Professor
Boston College Law School

Edmund F. Kelly
Chairman, President and Chief Executive
Officer
Liberty Mutual Group

Robert K. Kraft
Chairman and Owner
New England Patriots

Robert B. Lawton, S.J.
President
Loyola Marymount University

***William P. Leahy, S.J.**
President
Boston College

Peter S. Lynch, '65, LL.D. '95 (Hon.)
Vice Chairman
Fidelity Management and Research

Peter K. Markell, '77
Vice President of Finance
Partners HealthCare

**Kathleen M. McGillicuddy, '71
(Newton College)**
Former Executive Vice President
FleetBoston Financial

***Robert J. Morrissey, Esq., '60**
Partner
Morrissey, Hawkins & Lynch

John P. Murray, S.J.
Executive Assistant to the Provincial
The Society of Jesus - New England
Province

***R. Michael Murray, Jr., '61, M.A. '65**
Member, McKinsey Advisory Committee
McKinsey & Company, Inc.

Therese E. Myers, '66 (Newton College)
Chief Executive Officer
Bouquet Multimedia, LLC

***Edward M. O'Flaherty, S.J., '59, Th.M. '66**
Director, Office of Ecumenical and
Interreligious Affairs
Archdiocese of Boston

Thomas P. O'Neill III, '68
Chairman and Chief Executive Officer
O'Neill and Associates

Brian G. Paulson, S.J.
President
St. Ignatius College Prep

Scott R. Pilarz, S.J.
President
University of Scranton

Sally Engelhard Pingree
Director and Vice Chairman
Engelhard Hanovia, Inc.

Paula D. Polito, '81
Senior Vice President
Merrill Lynch

R. Robert Popeo, Esq., J.D. '61
Chairman
Mintz, Levin, Cohn, Ferris, Glovsky &
Popeo, P.C.

John J. Powers, '73
Managing Director
Goldman Sachs & Company

Michael F. Price
Managing Partner
MFP Investors, LLC

Rev. Nicholas A. Sannella, '67

Randall P. Seidl, '85
Chief Executive Officer
Permabit, Inc.

***Marianne D. Short, Esq., '73
(Newton College), J.D. '76**
Dorsey & Whitney LLP

***Patrick T. Stokes, '64**
President and Chief Executive Officer
Anheuser-Busch Companies, Inc.

Richard F. Syron, '66, L.D. '89 (Hon.)
Executive Chairman
Thermo Electron Corporation

Solomon D. Trujillo
Chief Executive Officer
Orange PCS

Jeffrey P. von Arx, S.J.
Dean of Fordham College at Rose Hill
Fordham University

†Only Boston College degrees listed

*Executive Committee Member

Source: President's Office

TRUSTEE ASSOCIATE MEMBERSHIP 2003-2004

Mary Jane Vouté Arrigoni
Greenwich, CT

Casey C. Beaumier, S.J.
Weston Jesuit School of Theology

Wayne A. Budd, Esq., '63
Executive Vice President and General Counsel
John Hancock Financial Services, Inc.

Denis H. Carroll, '64
Chairman and Chief Executive Officer
CRL Industries, Inc.

James F. Cleary, '50, D.B.A. '93 (Hon.)
Advisory Director
UBS

Charles I. Clough Jr., '64
Chairman and Chief Executive Officer
Clough Capital Partners

Christopher S. Collins, S.J.
Weston Jesuit School of Theology

John M. Corcoran, '48
Partner
John M. Corcoran & Company

John F. Cunningham, '64
Chairman and Chief Executive Officer
Cunningham and Company

Brian E. Daley, S.J.
Professor, Department of Theology
University of Notre Dame

Michael A. Fahey, S.J., '57, L.Th. '65
Professor, Department of Theology
Marquette University

Emilia M. Fanjul
Boston College Parent

John F. Farrell Jr.
Chairman
Automatic Service Company

Yen-Tsai Feng
Roy E. Larsen Librarian (Ret.)
Harvard College

Charles D. Ferris, Esq., '54, J.D. '61, LL.D '78 (Hon.)
Senior Partner
Mintz, Levin, Cohn, Ferris, Glovsky & Popeo, P.C.

Thomas J. Flanagan, '42
Chairman, President & Chief Executive Officer
The Flanagan Group-Technology Consulting

Thomas J. Flatley
President
The Flatley Company

Thomas J. Galligan Jr., '41, D.B.A. '75 (Hon.)
Chairman and Chief Executive Officer (Ret.)
Boston Edison Company

John J. Higgins, S.J., '59, M.A. '60, 'ST.L. '67
Rector of the Jesuit Community
Fairfield University

Richard T. Horan, '53
President
Hughes Oil Company

George W. Hunt, S.J.
Director, Archbishop Hughes Institute
Fordham University

Richard A. Jalkut, '66
President and Chief Executive Officer
TelePacific Communications

Anne P. Jones, Esq., '58, J.D. '61
Consultant

Michael D. Jones, Esq., '72, J.D. '76
Senior Executive Vice President and Chief Administrative Officer
National Association of Securities Dealers, Inc.

Mark A. Kramer, S.J.
Weston Jesuit School of Theology

Judith B. Krauss, '68
Professor of Nursing & Master, Silliman College
Yale University

Francis C. Mackin, S.J., '53
Pastoral Ministry
Boston College

John J. McMullen
(Retired)
McMullen Consultants, Inc.

Catherine T. McNamee, C.S.J., M.Ed '55, M.A. '58
Profesora
Universidad Catolica del Maule

John A. McNeice Jr., '54, DBA '97 (Hon.)
Chairman and Chief Executive Officer (Ret.)
The Colonial Group, Inc.

Robert A. Mitchell, S.J.
Superior
America House

Giles E. Mosher Jr., '55
Vice Chairman (Emeritus)
FleetBoston

Robert J. Murray, '62
Chairman and Chief Executive Officer
New England Business Service, Inc.

Kevin F. O'Brien, S.J.
Weston Jesuit School of Theology

Thomas D. O'Malley
Chairman
Premcor, Inc.

Cornelius W. Owens, '36, LL.D. '68 (Hon.)
Executive Vice President (Ret.)
AT&T

Nicholas S. Rashford, S.J.
President
St. Joseph's University

Thomas J. Rattigan, '60

E. Paul Robsham, M.Ed. '83
Boston College Alumnus

Thomas F. Ryan Jr., '63
Private Investor (Ret.)

John J. Shea, S.J., M.Ed. '70
Vice President for University Ministries
University of Scranton

Sylvia Q. Simmons, M.Ed. '62, Ph.D. '90
President (Ret.)
American Student Assistance Corporation

Robert L. Sullivan, '50, M.A. '52
International Practice Director (Ret.)
Peat, Marwick, Mitchell & Company

TRUSTEE ASSOCIATE MEMBERSHIP 2003-2004 (Continued)

John S. Thiede, S.J.

Instructor of Theology
Creighton University

Sandra J. Thomson, M.D., '58 (Newton College)

Orthopedic Surgeon

Salvatore J. Trani

President and Chief Executive Officer
Garban Corporates, LLC

Thomas A. Vanderslice, Ph.D., '53

Private Investor

Vincent A. Wasik

President
MCG Global, LLC

Benaree P. Wiley

President and Chief Executive Officer
The Partnership, Inc.

Blenda J. Wilson, Ph.D., '79

President and Chief Executive Officer
Nellie Mae Education Foundation

†Only Boston College degrees listed
Source: President's Office

BOARD OF TRUSTEE CHAIRMEN

Cornelius W. Owens	1972-1975
Thomas J. Galligan, Jr.	1975-1978
James P. O'Neill	1978-1981
William F. Connell	1981-1984
David S. Nelson	1984-1987
Thomas A. Vanderslice	1987-1990
John M. Connors, Jr.	1990-1993
Geoffrey T. Boisi	1993-1996
Richard F. Syron	1996-1999
Charles I. Clough, Jr.	1999-2002
John M. Connors, Jr.	2002-

THE JESUIT COMMUNITY AT BOSTON COLLEGE

With nearly 110 members, the Jesuit Community at Boston College is one of the larger communities in the Society of Jesus. Forty-five Jesuits work full-time at Boston College, thirty on different faculties and fifteen in administrative positions. Eleven members of the community, though nominally retired, continue to teach and work in administrative posts on a part-time basis. A number of Jesuits in the community also offer Ignatian retreats and spiritual direction to faculty, staff, and students. Also part of the community are some 21 Jesuits from 16 different

countries who are studying for graduate degrees at the University and several visiting scholars from other institutions. The main community residence is St. Mary's Hall, but there are also four smaller communities around the perimeter of the campus. Six Jesuits live in the residence halls. The Jesuits who staff St. Ignatius Parish are also a part of the Boston College Jesuit Community. For further details, including a list of courses taught by Jesuits at Boston College, see the Jesuit Community Web page at <http://fmwww.bc.edu/SJ>
Source: Rector, Jesuit Community

OFFICERS OF THE UNIVERSITY**2003-2004****President**

William P. Leahy, S.J.

Chancellor

J. Donald Monan, S.J.

Executive Vice President

Patrick J. Keating

**Academic Vice President and
Dean of Faculties**

John J. Neuhauser

**Vice President for University
Mission and Ministry**

Joseph A. Appleyard, S.J.

**Senior Vice President for
University Relations**

Mary Lou DeLong

**Vice President for Facilities
Management**

Thomas Devine

Secretary of the University

Joseph P. Duffy, S.J.

Senior Vice President

James P. McIntyre

**Financial Vice President
and Treasurer**

Peter C. McKenzie

**Vice President for Information
Technology Services**

Marian G. Moore

**Vice President and Assistant
to the President**

William B. Neenan, S.J.

Vice President for Student Affairs

Cheryl L. Presley

Vice President for Human Resources

Leo V. Sullivan

Source: Department of Human Resources

ACADEMIC ADMINISTRATION**2003-2004**John J. Neuhauser, Academic Vice
President and Dean of FacultiesMichael A. Smyer, Associate Academic
Vice President for Research and
Dean of the Graduate School of Arts
and SciencesJ. Joseph Burns, Associate Academic
Vice President for Undergraduate
ProgramsPatricia E. A. DeLeeuw, Associate
Academic Vice President for
FacultiesRita R. Owens, Associate Academic
Vice President for Technology**Enrollment Management**

Robert S. Lay, Dean

**The Woods College of Advancing
Studies**

James A. Woods, S.J., Dean

The College of Arts and Sciences

Joseph F. Quinn, Dean

Mary Daniel O'Keefe, O.P., Associate
DeanGilda A. Morelli, Interim Associate
DeanOurida Mostefai, Interim Associate
DeanWilliam H. Petri, Interim Associate
DeanBarbara A. Viechnicki, Associate Dean
for Finance and Administration**The Graduate School of Arts &
Sciences**

Michael A. Smyer, Dean

Candace Hetzner, Associate Dean

The Lynch School of Education

Joseph M. O'Keefe, S.J., Interim Dean

M. Brinton Lykes, Interim Associate
DeanJohn E. Cawthorne, Associate Dean for
Students and OutreachMary Ellen Fulton, Associate Dean for
Finance, Research, and
Administration**The Law School**

John H. Garvey, Dean

George D. Brown, Associate Dean for
Academic AffairsFilippa M. Anzalone, Associate Dean
for Library and Computing ServicesNorah Wylie, Associate Dean for
StudentsHenry E. Clay, Associate Dean for
Finance and Administration**The Carroll School of Management**

Hossein M. Safizadeh, Interim Dean

Robert A. Taggart, Associate Dean
(Graduate)Richard T. Keeley, Associate Dean
(Undergraduate)Eugene McMahon, Assistant Dean for
Administration**The Connell School of Nursing**

Barbara H. Munro, Dean

Laurel A. Eisenhauer, Associate Dean
(Graduate)Loretta P. Higgins, Associate Dean
(Undergraduate)Susan E. Donelan, Assistant Dean for
Administration**The Graduate School of Social Work**

Alberto Godenzi, Dean

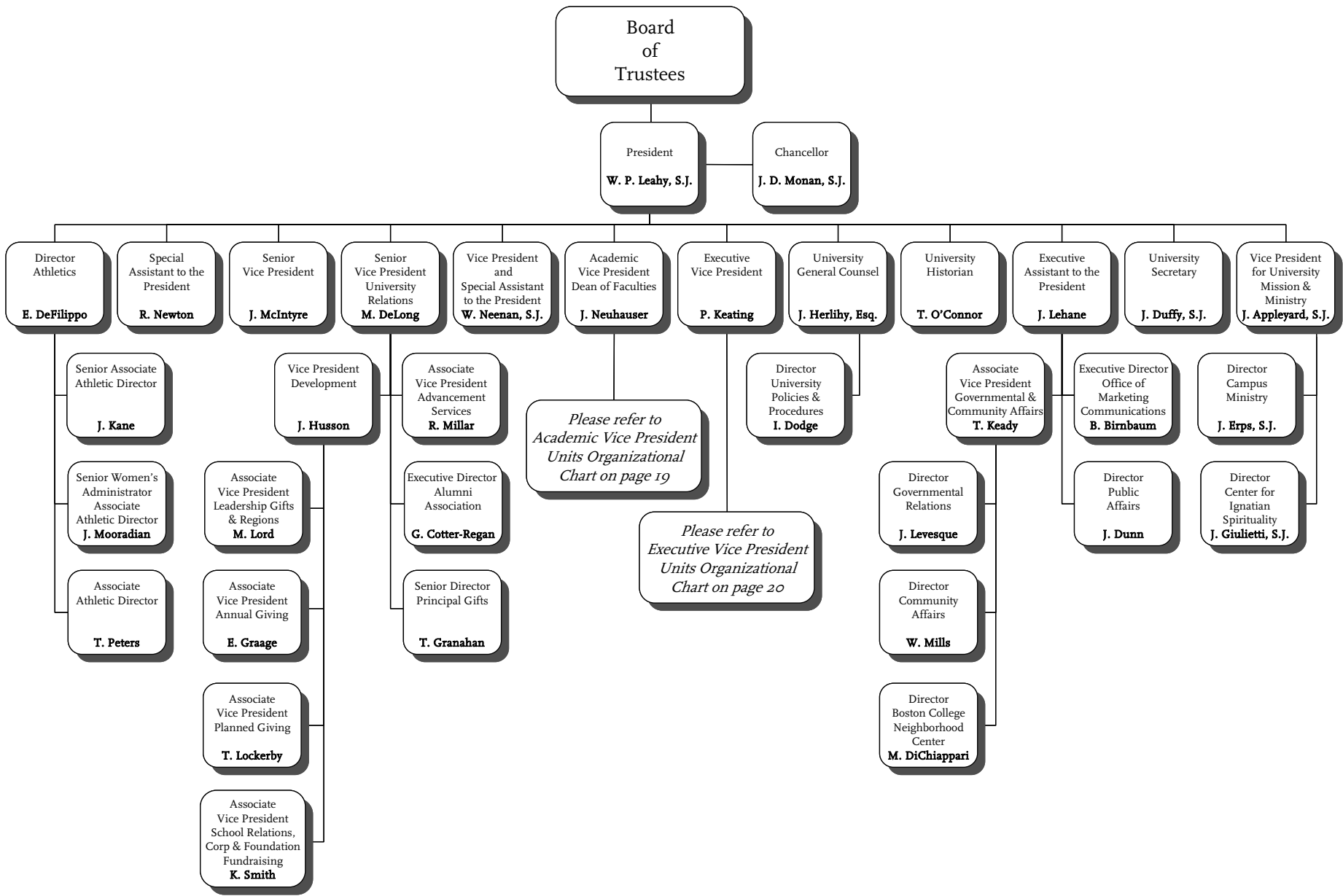
Thomas Walsh, Associate Dean

Harry E. Dumay, Assistant Dean for
Finance and Administration**The Summer Session**

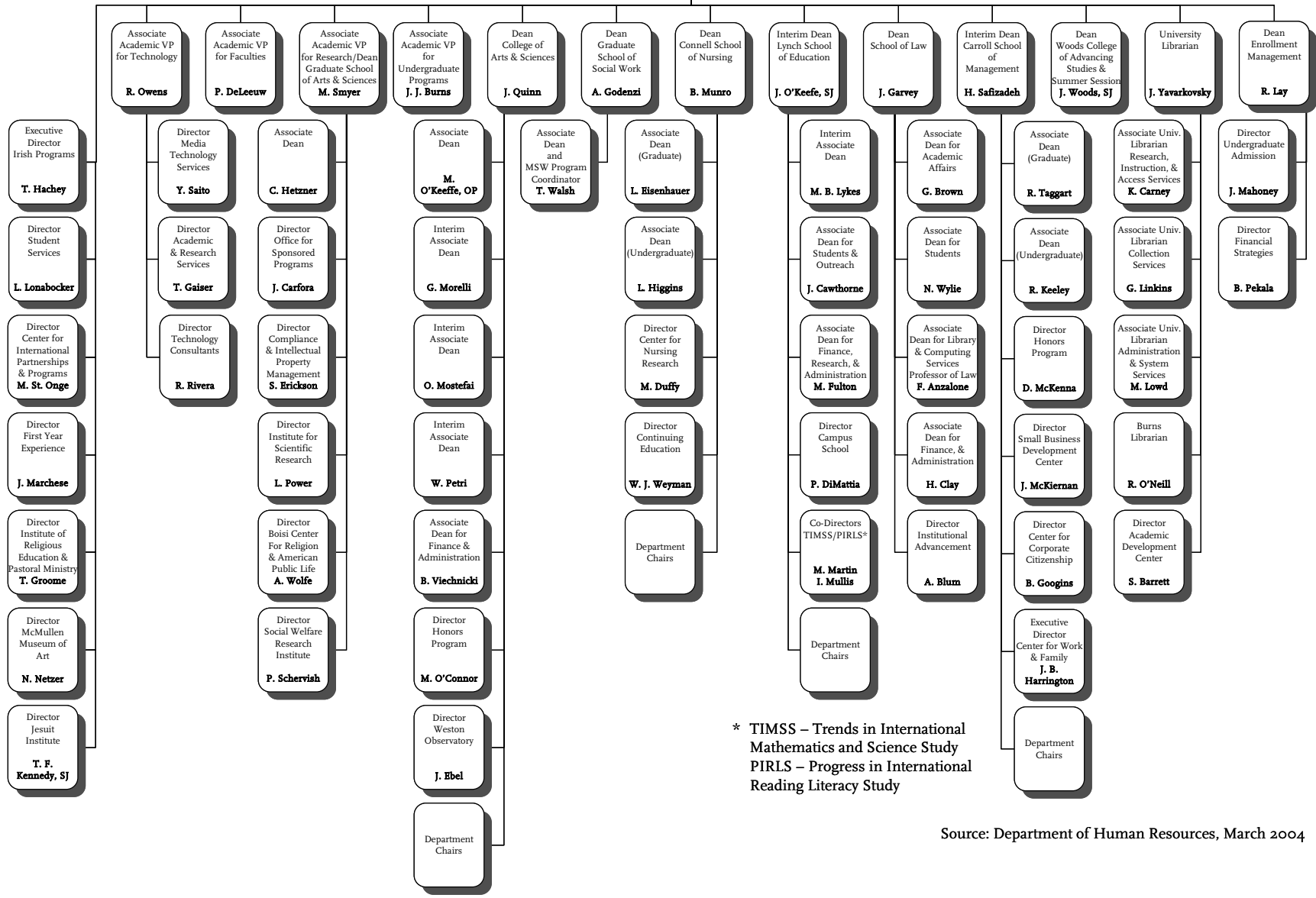
James A. Woods, S.J., Dean

University LibrariesJerome Yavarkovsky, University
Librarian

Source: Department of Human Resources

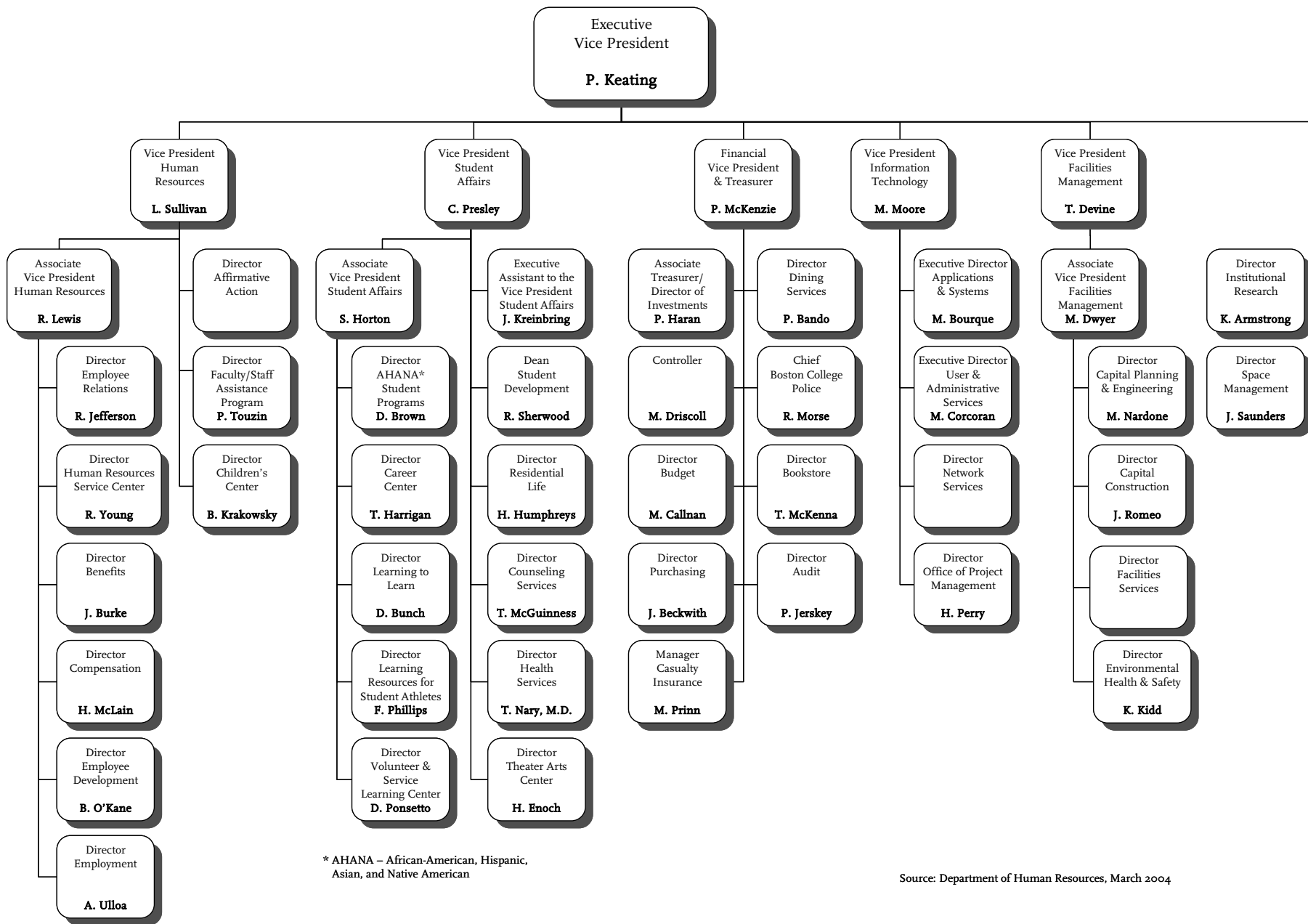


Academic
Vice President
Dean of Faculties
J. Neuhauser



* TIMSS – Trends in International Mathematics and Science Study
PIRLS – Progress in International Reading Literacy Study

Source: Department of Human Resources, March 2004



* AHANA – African-American, Hispanic, Asian, and Native American

Source: Department of Human Resources, March 2004

UNIVERSITY ADMINISTRATORS 2003-2004

Academic Development Center

Suzanne M. Barrett, Director

Academic & Research Services

Ted Gaiser, Director

Undergraduate Admission

John L. Mahoney, Jr., Director

AHANA Student Programs

Donald Brown, Director

Alumni Association

Grace Cotter-Regan, Executive Director

Athletics

Eugene B. DeFilippo, Jr., Director

Audit

Pamela Jerskey, Director

Boisi Center for Religion and American Public Life

Alan Wolfe, Director

Bookstore

Thomas McKenna, Director

Budget

Michael T. Callnan, Director

Campus Ministry

James D. Erps, S.J., Director

Campus School

Philip A. DiMattia, Director

Capital Construction

John S. Romeo, Director

Capital Planning & Engineering

Mary S. Nardone, Director

Career Center

Theresa A. Harrigan, Director

Casualty Insurance

Michael J. Prinn, Manager

Community Affairs

William R. Mills, Director

Compliance and Intellectual Property Management

Stephen Erickson, Director

Continuing Education, Connell School of Nursing

W. Jean Weyman, Director

Controller

Michael J. Driscoll

Center for Corporate Citizenship

Bradley Googins, Director

University Counseling Services

Thomas P. McGuinness, Director

Development - Advancement Services

Robert G. Millar, Associate Vice President

Development - Annual Giving

Eric C. Graage, Associate Vice President

Development - Leadership Gifts and Regions

Marianne Lord, Associate Vice President

Development - Principal Gifts

Terrance E. Granahan, Senior Director

Development - School Relations and Corporate & Foundation Fundraising

Katherine V. Smith, Associate Vice President

Dining Service

Patricia A. Bando, Director

Environmental Health and Safety

Keith D. Kidd, Director

Financial Strategies

Bernard A. Pekala, Director

First Year Experience

Joseph P. Marchese, Director

University General Counsel

Joseph Herlihy, Esq.

Governmental and Community Affairs

Thomas J. Keady, Jr., Associate Vice President

Health Services

Thomas I. Nary, M.D., Director

University Historian

Thomas H. O'Connor

Honors Program, College of Arts & Sciences

Mark F. O'Connor, Director

Honors Program, Carroll School of Management

David R. McKenna, Director

Human Resources

Robert J. Lewis, Associate Vice President

Human Resources - Benefits

John R. Burke, Director

Human Resources - Children's Center

Barbara A. Krakowsky, Director

Human Resources - Compensation

Halley McLain, Director

Human Resources - Employee Development

Bernard R. O'Kane, Director

Human Resources - Employee Relations

Richard P. Jefferson, Director

Human Resources - Employment

Anita Ulloa, Director

Human Resources - Faculty/Staff Assistance Program

Patricia A. Touzin, Director

Human Resources Service Center

Richard M. Young, Director

Center for Ignatian Spirituality

Julio Giulietti, S.J., Director

Information Technology - Applications & Systems

Michael Bourque, Executive Director

Information Technology - Project Management

Henry Perry, Director

Information Technology - User & Administrative Services

Mary Corcoran, Executive Director

Office of Institutional Research

Kelli J. Armstrong, Director

Center for International Partnerships & Programs

Marian St. Onge, Director

Irish Programs

Thomas E. Hachey, Executive Director

Jesuit Institute

T. Frank Kennedy, S.J., Director

Law School Institutional Advancement

Alfred A. Blum, Director

UNIVERSITY ADMINISTRATORS 2003-2004 (Continued)

Learning to Learn

Dan Bunch, Director

Learning Resources for Student Athletes

Ferna L. Phillips, Director

Office of Marketing Communications

Ben Birnbaum, Executive Director and Special Assistant to the President

McMullen Museum of Art

Nancy D. Netzer, Director

Media Technology Services

Yoshio Saito, Director

Boston College Neighborhood Center

Maria S. DiChiappari, Director

Center for Nursing Research

Mary E. Duffy, Director

Boston College Police

Robert A. Morse, Chief

University Policies & Procedures

Ivy Dodge, Director

Public Affairs

John B. Dunn, Director

Purchasing

John D. Beckwith, Director

Institute of Religious Education and Pastoral Ministry

Thomas Groome, Director

Residential Life

Henry J. Humphreys, Director

Center for Retirement Research

Alicia H. Munnell, Director

Institute for Scientific Research

Leo F. Power, Jr., Director

Small Business Development Center

John McKiernan, Director

Social Welfare Research Institute

Paul G. Schervish, Director

Space Management

Joyce C. Saunders, Director

Office for Sponsored Programs

John N. Carfora, Director

Student Development

Robert A. Sherwood, Dean

Student Services

Louise M. Lonabocker, Director

Technology Consultants

Raymond Rivera, Director

Theater Arts Center

Howard Enoch, Director

Associate Treasurer

Paul P. Haran, Associate Treasurer and Director of Investments

Volunteer & Service Learning Center

Daniel P. Ponsetto, Director

Weston Observatory

John E. Ebel, Director

Center for Work and Family

J. Bradley Harrington, Executive Director

DEPARTMENT CHAIRPERSONS 2003-2004

Arts & Sciences

Biology Marc A. Muskavitch

Chemistry David L. Mc Fadden

Classical Studies Charles F. Ahern

Communication Dale A. Herbeck

Economics Marvin C. Kraus

English Paul Lewis

Fine Arts John Michalczyk

Geology &

Geophysics Alan L. Kafka

German Studies Michael Resler

History Alan Rogers

Mathematics Gerard E. Keough

Music Thomas O. Lee

Philosophy Patrick Byrne

Physics Kevin Bedell

Political Science Susan Shell

Psychology James Russell

Romance Languages

& Literatures Franco A. Mormando

Slavic & Eastern

Languages Cynthia Simmons

Sociology Stephen J. Pfohl

Theatre Stuart J. Hecht

Theology Kenneth Himes

Carroll School of Management

Accounting Theresa A. Hammond

Business Law Christine N. O'Brien

Computer Science Robert Muller

Finance Hassan Tehranian

Marketing Victoria L. Crittenden

Operations,

Information & Strategic

Management David C. Murphy

Organization Studies Judith Clair

Connell School of Nursing

Adult Health Patricia Tabloski

Community

Health Judith Shindul-Rothschild

Maternal

Child Health Margaret H. Kearney

Psychiatric/Mental

Health Judith Shindul-Rothschild

Lynch School of Education

Counseling, Developmental,

& Educational

Psychology Elizabeth Sparks

Educational Administration

& Higher Education Irwin Blumer

Educational Research,

Measurement,

& Evaluation Larry H. Ludlow

Teacher Education/Special

Education, Curriculum &

Instruction Dennis Shirley

PROFESSIONAL, ADMINISTRATIVE, AND SUPPORT STAFF PERSONNEL By Gender, Fall 2003

	Full-Time Positions				Part-Time Positions				Total Positions
	Men	Women	Open	Total	Men	Women	Open	Total	
Professional Administrative									
Dean of Faculties*	134	213	25	372	16	19	3	38	410
Student Affairs	36	56	2	94	17	19	2	38	132
Athletics	54	31	2	87	23	12	0	35	122
Information Technology	65	32	5	102	0	2	0	2	104
Financial Vice President**	62	47	4	113	0	2	1	3	116
University Relations	20	47	25	92	1	3	0	4	96
Campus Facilities	46	6	7	59	0	0	0	0	59
President***	39	16	7	62	4	1	0	5	67
Human Resources	8	26	0	34	1	0	0	1	35
Executive Vice President****	1	4	1	6	0	0	0	0	6
Total	465	478	78	1021	62	58	6	126	1147
Secretarial, Clerical, Technical									
Secretarial/Clerical	55	312	32	399	12	62	11	85	484
Library Assistants	24	40	2	66	1	11	0	12	78
Technical, Other	39	5	2	46	0	0	0	0	46
Total	118	357	36	511	13	73	11	97	608
Facilities, Plant Services									
Dining Services	115	59	10	184	1	5	14	20	204
Housekeeping	104	46	4	154	0	0	0	0	154
Grounds & Trades	101	1	1	103	0	0	0	0	103
Gate Attendants, Police	49	7	2	58	9	5	4	18	76
Mailroom, Switchboard	11	3	0	14	3	1	0	4	18
Total	380	116	17	513	13	11	18	42	555
TOTAL POSITIONS	963	951	131	2045	88	142	35	265	2310

*Includes academic administration, Student Services, and all library professional administrative staff.

**Includes Financial and Business Affairs, Bookstore, Boston College Police, Bureau of Conferences, Dining Services.

***Includes Office of the President, Office of the Senior Vice President, Mission and Ministry, Boston College Neighborhood Center, Marketing Communications, Public Affairs, Governmental and Community Affairs, University Policy and Procedures, University General Counsel, University Historian, University Secretary, and all executives.

****Includes the Offices of Space Management and Program Management.

Note: The above figures represent all permanent positions funded by the University as of November 21, 2003. Restricted funded positions are not included. Positions funded partially by outside contracts or grants are counted above as part-time University Positions.

Source: Department of Human Resources

RESTRICTED FUNDED PERSONNEL By Gender and FTE, Fall 2003

	Full-Time Positions				Part-Time Positions				Total Positions	Total FTE
	Men	Women	Total	FTE	Men	Women	Total	FTE		
Faculty	2	3	5	5.0	0	1	1	0.5	6	5.5
Professional, Administrative	17	45	62	62.0	10	20	30	18.0	92	80.0
Research Associate or Assistant	61	53	114	114.0	2	7	9	5.3	123	119.3
Secretarial, Clerical, Technical	0	7	7	7.0	0	2	2	1.0	9	8.0
Total Positions	80	108	188	188.0	12	30	42	24.8	230	212.8

Note: Incremental restricted funded positions supported entirely by Contract and Grant, Endowment or Restricted Gift funding as of November 1, 2003.

Source: Department of Human Resources

FACULTY BY SCHOOL AND RANK*

2002-2003

School	Professor		Associate		Assistant		Instructor		Total		Faculty on leave**
	No.	%	No.	%	No.	%	No.	%	No.	%	
Arts & Sciences	148	38%	149	38%	83	21%	11	3%	391	100%	30
Education	22	41%	17	31%	15	28%	0	0%	54	100%	2
Law	22	48%	18	39%	6	13%	0	0%	46	100%	8
Management	26	30%	34	37%	27	31%	0	0%	87	100%	3
Nursing	8	18%	19	56%	8	18%	9	20%	44	100%	0
Social Work	4	24%	8	47%	4	24%	1	6%	17	100%	1
Total	230	36%	245	38%	143	22%	21	3%	639	100%	44

* Includes all full-time regular faculty members.

Source: Office of the Academic Vice President

** Includes Faculty who were on unpaid leave for all of part of the 2002-03 academic year.

FACULTY BY SCHOOL AND GENDER

2002-2003

School	Women		Men		Total	Women	Men
	No.	%	No.	%		%	%
Arts & Sciences	120	50%	271	68%	391	31%	69%
Education	27	11%	27	7%	54	50%	50%
Law	18	8%	28	7%	46	39%	61%
Management	23	10%	64	16%	87	26%	74%
Nursing	43	18%	1	0%	44	98%	2%
Social Work	9	4%	8	2%	17	53%	47%
Total	240	100%	399	100%	639		

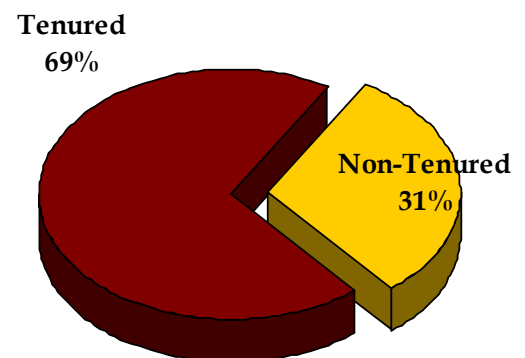
Source: Office of the Academic Vice President

FACULTY BY SCHOOL AND TENURE STATUS

2002-2003

School	Tenured Faculty		Non-Tenured Faculty		Total	
	No.	%	No.	%	No.	%
Arts & Sciences	285	73%	106	27%	391	100%
Education	36	67%	18	33%	54	100%
Law	29	63%	17	37%	46	100%
Management	56	64%	31	36%	87	100%
Nursing	26	59%	18	41%	44	100%
Social Work	11	65%	6	35%	17	100%
Total	443	69%	196	31%	639	100%

Source: Office of the Academic Vice President



FACULTY BY HIGHEST DEGREE EARNED AND RANK 2002-2003

Degree	Professor		Associate		Assistant		Instructor		Total	
	No.	%	No.	%	No.	%	No.	%	No.	%
Doctorate	212	100%	274	98%	121	96%	4	17%	611	96%
Master's	0	0%	3	2%	5	4%	20	83%	28	4%
Total	212	100%	277	100%	126	100%	24	100%	639	100%

Source: Office of the Academic Vice President

96% of Boston College
faculty members
hold a doctoral degree

FACULTY BY HIGHEST DEGREE EARNED AND GENDER 2002-2003

Degree	Women		Men		Total	
	No.	%	No.	%	No.	%
Doctorate	228	95%	383	96%	611	96%
Master's	12	5%	16	4%	28	4%
Total	240	100%	399	100%	639	100%

Source: Office of the Academic Vice President

FACULTY BY RANK AND GENDER 2002-2003

Rank	Women		Men		Total	
	No.	%	No.	%	No.	%
Professor	62	26%	165	41%	227	36%
Associate	87	36%	150	38%	237	37%
Assistant	67	28%	74	19%	141	22%
Instructor	24	10%	10	3%	34	5%
Total	240	100%	399	100%	639	100%

Source: Office of the Academic Vice President

FULL-TIME EQUIVALENT FACULTY, TEACHING FELLOWS, AND TEACHING ASSISTANTS By School, 2002-2003

School	FTE of Full-Time Faculty		FTE of Part-Time Faculty		FTE of Teaching Fellows & Assistants		Total FTE Faculty	
	No.	%	No.	%	No.	%	No.	%
Arts & Sciences	367.95	61%	106.50	56%	120.00	79%	594.45	63%
Education	45.50	7%	27.33	14%	26.00	17%	98.83	10%
Management	89.00	15%	17.00	9%	0.00	0%	106.00	11%
Nursing	39.00	6%	4.75	3%	6.25	4%	50.00	5%
Law	48.50	8%	9.00	5%	0.00	0%	57.50	6%
Social Work	18.00	3%	24.50	13%	0.00	0%	42.50	4%
Total	607.95	100%	189.08	100%	152.25	100%	949.28	100%

Source: Office of the Academic Vice President

FULL-TIME FACULTY, TEACHING FELLOWS, AND TEACHING ASSISTANTS By School and Department, 2002-2003

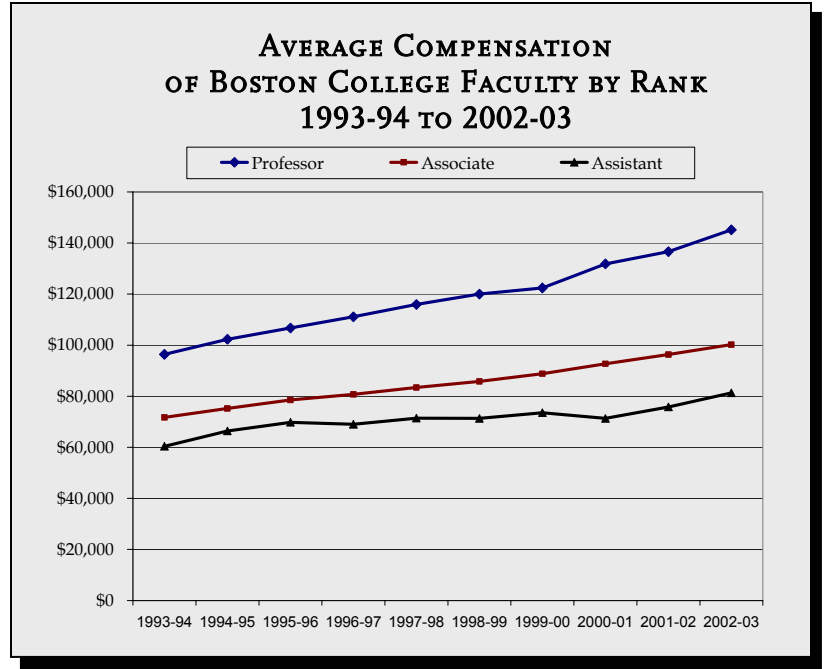
	Full-Time Faculty	Teaching Fellows	Teaching Assistants
Arts & Sciences			
Biology	21	-	39
Chemistry	18	-	46
Classics	4	-	-
Communication	16	-	-
Economics	24	9	7
English	41	24	-
Fine Arts	16	-	-
Geology	9	-	14
Germanic Studies	3	-	-
History	36	10	18
Honors Program	9	-	-
Mathematics	22	5	8
Music	4	-	-
Philosophy	29	23	-
Physics	12	-	30
Political Science	21	4	-
Psychology	19	-	7
Romance Languages	21	40	-
Slavic	4	-	2
Sociology	19	10	12
Theater	5	-	-
Theology	38	6	16
Total A&S	391	131	199
Education	54	38	38
Law	46	-	-
Management	87	-	-
Nursing	44	15	3
Social Work	17	-	-
Total	639	184	240

Source: Office of the Academic Vice President

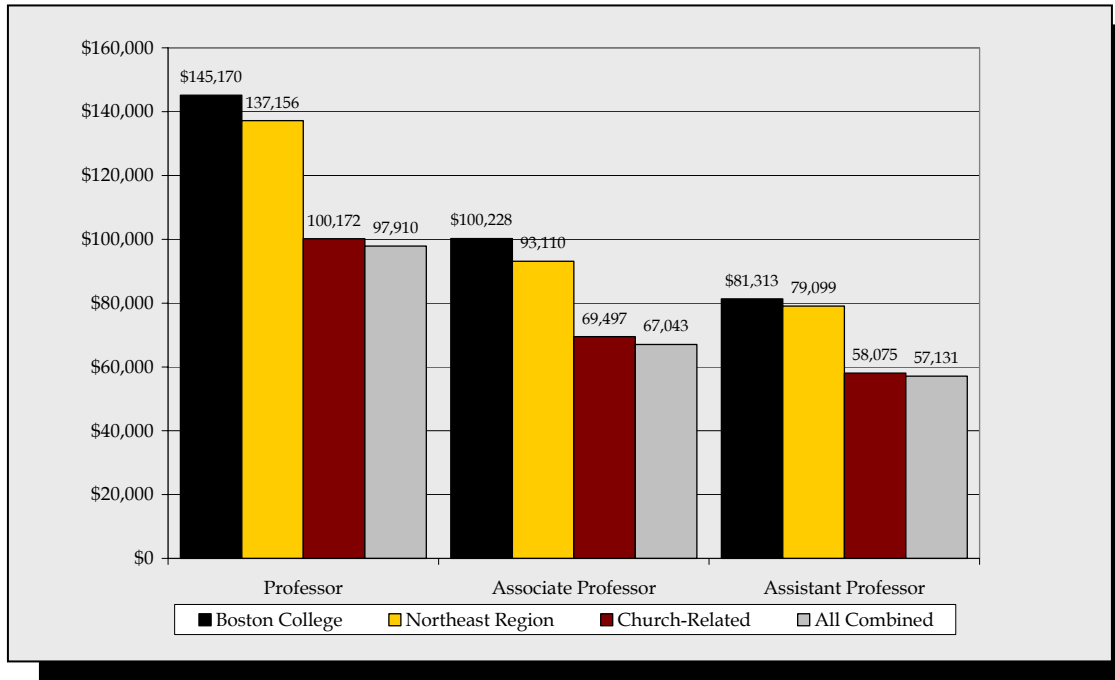
FACULTY COMPENSATION*
Average by Rank

Year	Professor	Associate	Assistant
1993-94	\$96,400	\$71,700	\$60,400
1994-95	102,300	75,200	66,400
1995-96	106,700	78,500	69,800
1996-97	111,100	80,700	69,000
1997-98	115,900	83,400	71,400
1998-99	120,000	85,800	71,300
1999-00	122,387	88,815	73,542
2000-01	131,800	92,700	71,300
2001-02	136,600	96,300	75,800
2002-03	145,170	100,228	81,313

*Includes salary and fringe benefits.
Source: Office of the Academic Vice President



FACULTY COMPENSATION BY RANK*
Boston College Average Compared to AAUP Category I (9-Month Equivalent), 2002-2003



*Includes salary and fringe benefits.
Source: Office of the Academic Vice President

FULL-TIME FRESHMAN ENROLLMENT By Year and Gender

Fall	Men	Women	Total
1994	1,083	1,167	2,250
1995	1,003	1,137	2,140
1996	1,145	1,329	2,474
1997	1,084	1,084	2,168
1998	1,063	1,184	2,247
1999	1,103	1,181	2,284
2000	1,114	1,132	2,246
2001	940	1,163	2,103
2002	1,150	1,165	2,315
2003	1,055	1,153	2,208

Source: Office of Undergraduate Admissions

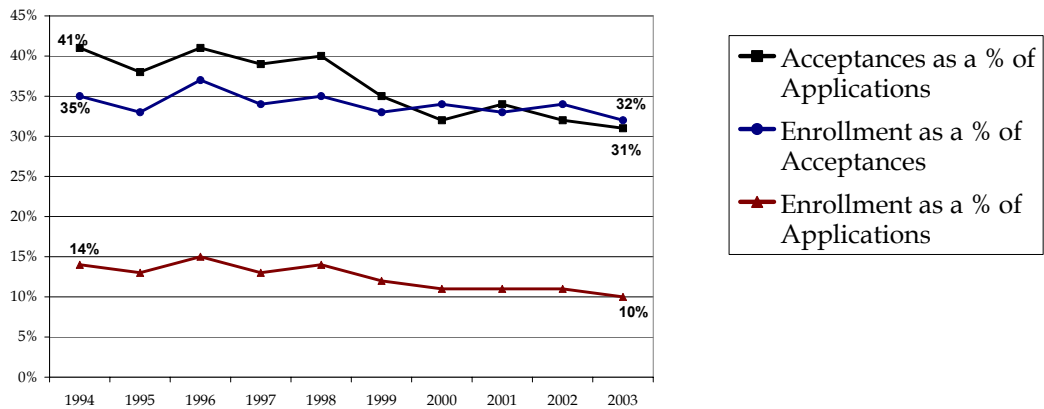
FRESHMAN ADMISSION PROFILE Middle 50% Range of SAT Scores

Class	Verbal	Math	Combined
1998	520 - 610	600 - 690	1140 - 1280
1999	520 - 620	610 - 700	1140 - 1300
2000*	580 - 670	600 - 690	1200 - 1340
2001	580 - 680	610 - 690	1210 - 1340
2002	590 - 680	610 - 690	1210 - 1350
2003	590 - 680	610 - 690	1210 - 1360
2004	600 - 690	620 - 700	1230 - 1370
2005	600 - 690	620 - 700	1240 - 1380
2006	600 - 690	620 - 710	1250 - 1390
2007	600 - 690	630 - 710	1260 - 1390

*Class of 2000 begins College Board recentered score series.

Source: Office of Undergraduate Admissions

FRESHMAN APPLICATION, ACCEPTANCES, AND ENROLLMENT By Year and Gender



Fall	Applications	Acceptances	Acceptances as a % of Applications	Total Enrollment	Enrollment as a % of Acceptances	Enrollment as a % of Applications
1994	15,522	6,378	41	2,250	35	14
1995	16,680	6,399	38	2,140	33	13
1996	16,501	6,750	41	2,474	37	15
1997	16,455	6,455	39	2,168	34	13
1998	16,373	6,484	40	2,247	35	14
1999	19,746	6,976	35	2,284	33	12
2000	20,743	6,587	32	2,246	34	11
2001	19,059	6,401	34	2,103	33	11
2002	21,133	6,850	32	2,315	34	11
2003	22,424	6,896	31	2,208	32	10

Note: Freshman enrollment reported above is based on deposits received from students accepting the offer of admission on or before the deadline set by the Committee on Admissions. Withdrawals may occur during the summer months and the first two weeks in September.

Source: Office of Undergraduate Admissions

APPLICATIONS, ACCEPTANCES, AND ENROLLMENT – CLASS OF 2007

Geographic Distribution

State	Applications	Acceptances	Enrollment	State	Applications	Acceptances	Enrollment
Alabama	48	15	3	Nevada	21	5	1
Alaska	20	6	2	New Hampshire	353	88	34
Arizona	98	39	10	New Jersey	2,275	747	238
Arkansas	16	5	2	New Mexico	28	3	1
California	2,031	554	98	New York	3,478	1,135	366
Colorado	197	49	21	North Carolina	116	39	12
Connecticut	1,379	417	157	North Dakota	1	0	0
Delaware	51	17	6	Ohio	412	125	35
District of Columbia	72	27	5	Oklahoma	33	12	3
Florida	739	253	51	Oregon	71	20	1
Georgia	155	40	11	Pennsylvania	980	253	66
Hawaii	115	45	7	Rhode Island	333	103	55
Idaho	21	8	2	South Carolina	48	12	3
Illinois	707	203	62	South Dakota	8	3	0
Indiana	103	27	8	Tennessee	73	11	3
Iowa	40	6	1	Texas	529	180	40
Kansas	67	23	7	Utah	32	11	3
Kentucky	45	14	3	Vermont	139	32	15
Louisiana	80	44	8	Virginia	338	112	25
Maine	229	51	25	Washington	228	69	13
Maryland	569	229	66	West Virginia	27	3	2
Massachusetts	4,080	1,257	569	Wisconsin	149	44	12
Michigan	245	64	17	Wyoming	2	2	1
Minnesota	279	95	33	Puerto Rico	106	40	12
Mississippi	10	2	0	Virgin Islands, Guam, Canal Zone	28	10	4
Missouri	141	46	12	Other	1,016	275	73
Montana	10	3	0	Total	22,424	6,896	2,208
Nebraska	53	23	4				

Note: Application, Acceptance and Enrollment totals are as of May 10, 2003. Class of 2007 includes students from 46 states, the District of Columbia, Puerto Rico, the Virgin Islands, and 34 foreign countries.

Source: Office of Undergraduate Admissions

TOP CROSS APPLICATION COMPETITOR SCHOOLS OF ENROLLING FRESHMEN Class of 2006

Top 12 Colleges and Universities

Georgetown University	University of Pennsylvania	University of Notre Dame
Harvard College	Brown University	Duke University
Tufts University	Villanova University	New York University
Boston University	Cornell University	Yale University

Note: Competitor schools are determined by the number of admitted students applying to the listed colleges. They do not include competitor schools of students who were not admitted to Boston College. Source: Office of Enrollment Management Research, 2002 Admitted Student Questionnaire Plus (2,609 student responses). Cross Application Competitor Schools are determined every two years.

UNDERGRADUATE TRANSFER STUDENT APPLICATIONS, ACCEPTANCES, AND ENROLLMENT Full-Time

Fall*	Applications	Acceptances	Acceptances as a % of Applications	Total Enrollment	Enrollment as a % of Acceptances	Enrollment as a % of Applications
1994	1,704	507	30	222	44	13
1995	1,740	422	24	216	51	12
1996	1,526	252	17	113	45	7
1997	1,338	495	37	247	50	19
1998	1,339	496	35	225	48	17
1999	1,525	447	29	248	55	16
2000	1,363	256	19	142	56	10
2001	1,015	258	25	132	51	13
2002	1,079	130	12	71	55	7
2003	1,123	260	23	124	48	11

* Transfer enrollment typically increases 75-125 students second semester.

Source: Office of Undergraduate Admissions

UNDERGRADUATE TRANSFER STUDENT ENROLLMENT By Type of Previous Institution and Gender

Fall*	2-Year Public	2-year Private	4-Year Public	4-Year Private	Total	Men	Women	Total
1994	44	8	50	120	222	88	134	222
1995	31	6	58	121	216	91	125	216
1996	11	1	43	58	113	42	71	113
1997	22	5	66	154	247	112	135	247
1998	17	8	62	138	225	100	125	225
1999	24	4	59	161	248	95	153	248
2000	10	-	61	71	142	63	79	142
2001	9	2	45	76	132	59	73	132
2002	3	1	24	43	71	32	39	71
2003	13	0	34	77	124	55	69	124

* Transfer enrollment typically increases 75-125 students second semester.

Source: Office of Undergraduate Admissions

ENROLLMENT, FALL 2003

By School, Gender, and Full- and Part-Time

School	Full-Time			Part-Time			Total		
	Men	Women	Total	Men	Women	Total	Men	Women	Total
Undergraduate Enrollment									
School of Arts & Sciences	2,805	2,962	5,767	0	0	0	2,805	2,962	5,767
Carroll School of Management	1,270	778	2,048	0	0	0	1,270	778	2,048
Lynch School of Education	137	630	767	0	0	0	137	630	767
Connell School of Nursing	9	260	269	0	0	0	9	260	269
Total Undergraduate Day Students	4,221	4,630	8,851	0	0	0	4,221	4,630	8,851
College of Advancing Studies	158	124	282	235	251	486	393	375	768
Graduate & Professional Enrollment									
Graduate Arts & Sciences	158	160	318	368	351	719	526	511	1,037
Graduate Education	100	319	419	179	463	642	279	782	1,061
Law School	379	432	811	1	0	1	380	432	812
Graduate Management	195	154	349	442	187	629	637	341	978
Graduate Nursing	8	117	125	3	66	69	11	183	194
Graduate Social Work	52	311	363	33	123	156	85	434	519
Graduate Advancing Studies	5	7	12	67	80	147	72	87	159
Total Graduate & Professional	897	1,500	2,397	1,093	1,270	2,363	1,990	2,770	4,760
Total University Enrollment	5,276	6,254	11,530	1,328	1,521	2,849	6,604	7,775	14,379

Note: Undergraduate enrollment includes 270 students on Boston College International Exchange programs who are not on the Boston College campus. Excluding those studying abroad, the total number of undergraduates attending Boston College in the Fall 2003 semester is 8,581.

STUDENT CREDIT HOURS

By School

	1998-99	1999-00	2000-01	2001-02	2002-03
Undergraduate					
Arts & Sciences	166,929	173,869	171,305	173,114	175,346
Management	67,449	66,569	64,572	63,241	61,099
Education	24,557	24,982	23,885	23,654	23,466
Nursing	7,146	6,928	6,316	6,751	6,454
College of Advancing Studies	14,514	13,970	13,725	13,543	13,347
Total Undergraduate	280,595	286,318	279,803	280,303	279,712
Graduate & Professional					
Graduate Arts and Sciences	9,117	9,072	8,913	9,118	9,202
Graduate Education	14,024	14,360	12,957	11,630	13,154
Graduate Management	13,747	13,311	14,334	14,405	14,730
Graduate Nursing	2,313	2,828	2,787	2,674	3,023
Graduate Social Work	15,203	14,409	13,178	12,590	12,598
Law School	23,502	23,609	23,016	23,489	23,416
Graduate Advancing Studies	2,285	2,071	1,707	1,582	1,766
Total Graduate & Professional	80,191	79,660	76,892	75,488	77,889
Total	360,786	365,978	356,695	355,791	357,601

Source: Office of Student Services

UNDERGRADUATE, GRADUATE & PROFESSIONAL ENROLLMENT, FALL 1999 TO FALL 2003 By School, Gender, and Full- and Part-Time

	Undergraduate Day Schools					Adv.St.	Graduate & Professional							Univ. Total	
	A&S	Mgt.	Ed.	Nurs.	Total		GA&S	GEd.	GNurs.	GMgt.	GSSW	Law	Adv.St.		Total
Fall 1999															
Full-Time	5,853	2,271	828	236	9,189	241	322	469	95	219	346	829	13	2,293	11,722
Part-Time	-	-	-	2	2	595	678	587	66	708	138	-	193	2,370	2,967
Men	2,823	1,386	123	7	4,339	411	525	264	9	622	71	404	77	1,972	6,722
Women	3,030	885	705	231	4,851	425	475	792	152	305	413	425	129	2,691	7,967
Total	5,853	2,271	828	238	9,190	836	1,000	1,056	161	927	484	829	206	4,663	14,689
Fall 2000															
Full-Time	5,741	2,187	785	216	8,929	262	295	417	86	244	307	805	9	2,163	11,354
Part-Time	-	-	-	1	1	606	732	611	79	712	160	-	164	2,458	3,065
Men	2,766	1,394	107	5	4,272	461	526	244	7	635	66	392	76	1,946	6,679
Women	2,975	793	678	212	4,658	407	501	784	158	321	401	413	97	2,675	7,740
Total	5,741	2,187	785	217	8,930	868	1,027	1,028	165	956	467	805	173	4,621	14,419
Fall 2001															
Full-Time	5,850	2,148	772	230	9,000	260	326	325	83	281	300	813	4	2,132	11,392
Part-Time	-	-	-	-	-	537	689	618	68	692	143	1	167	2,378	2,915
Men	2,783	1,343	129	5	4,260	406	518	220	6	653	67	382	78	1,924	6,590
Women	3,067	805	643	225	4,740	391	497	723	145	320	376	432	93	2,586	7,717
Total	5,850	2,148	772	230	9,000	797	1,015	943	151	973	443	814	171	4,510	14,307
Fall 2002															
Full-Time	5,895	2,045	756	220	8,916	248	324	372	98	273	297	806	10	2,180	11,344
Part-Time	-	-	-	-	-	526	712	634	72	700	148	-	161	2,427	2,953
Men	2,889	1,264	126	6	4,285	401	519	235	5	643	64	367	72	1,905	6,591
Women	3,006	781	630	214	4,631	373	517	771	465	330	381	439	99	2,702	7,706
Total	5,895	2,045	756	220	8,916	774	1,036	1,006	170	973	445	806	171	4,607	14,297
Fall 2003															
Full-Time	5,767	2,048	767	269	8,851	282	318	419	125	349	363	811	12	2,397	11,530
Part-Time	-	-	-	-	-	486	719	642	69	629	156	1	147	2,363	2,849
Men	2,805	1,270	137	9	4,221	393	526	279	11	637	85	380	72	1,990	6,604
Women	2,962	778	630	260	4,630	375	511	782	183	341	434	432	87	2,770	7,775
Total	5,767	2,048	767	269	8,851	768	1,037	1,061	194	978	519	812	159	4,760	14,379

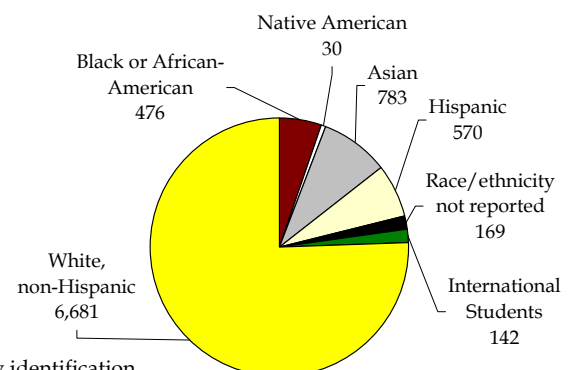
Source: Student Services

AHANA & INTERNATIONAL ENROLLMENT, FALL 2003 Undergraduate Day Schools

	Men	Women	Total	*Percent
Black or African-American	229	247	476	5.48%
Native American	12	18	30	0.35%
Asian	356	427	783	9.02%
Hispanic	227	343	570	6.57%
AHANA Undergraduate	824	1,035	1,859	21.41%
International Students**	75	67	142	1.60%
AHANA & International Students	899	1,102	2,001	23.02%

*Note that AHANA percentages are percentages among students who report their race/ethnicity identification.

In Fall 2003, 169 students (79 men, 90 women) did not report race or ethnicity. **International students include nonresident aliens of all racial and ethnic groups including Caucasian. Source: Office of Student Services



FULL-TIME EQUIVALENT ENROLLMENT*

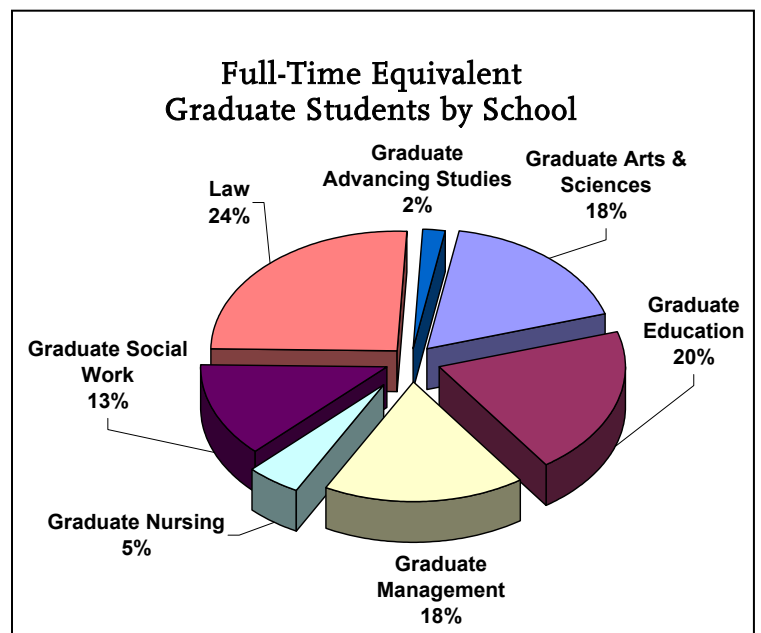
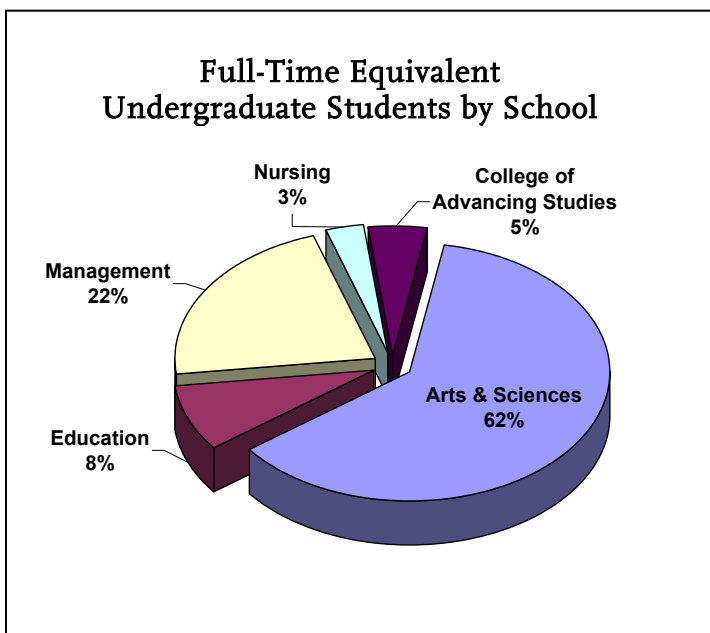
By School, Fall 1994 through Fall 2003

	1994	1995	1996	1997	1998	1999	2000	2001	2002	2003
Undergraduate Students										
Arts & Sciences	5,699	5,561	5,541	5,589	5,577	5,853	5,741	5,850	5,895	5,767
Education	701	698	772	806	810	828	785	772	756	767
Management	2,270	2,269	2,339	2,276	2,288	2,271	2,187	2,148	2,045	2,048
Nursing	408	367	305	250	247	237	216	230	220	269
Total Day Students	9,078	8,895	8,957	8,921	8,922	9,189	8,929	9,000	8,916	8,851
College of Advancing Studies**	682	633	624	531	485	439	464	440	423	444
Total Undergraduate	9,760	9,528	9,581	9,452	9,407	9,628	9,393	9,440	9,339	9,295
Graduate & Professional										
Graduate Arts & Sciences	599	609	605	592	601	548	539	553	561	558
Graduate Education	494	600	601	600	655	665	621	532	583	633
Graduate Management	408	459	455	464	486	455	481	511	506	559
Graduate Nursing	102	90	68	87	99	117	112	106	122	148
Graduate Social Work	398	456	478	463	412	392	360	348	346	415
Law	830	819	803	826	825	829	805	813	806	811
Graduate Advancing Studies	-	-	49	68	81	77	64	60	64	61
Total Graduate & Professional	2,831	3,033	3,059	3,100	3,159	3,083	2,982	2,923	2,988	3,185
Total University	12,591	12,561	12,640	12,552	12,566	12,711	12,375	12,363	12,327	12,480

* Method of computation: three part-time students equal one full-time equivalent student.

** In 1996, the Evening College became the College of Advancing Studies and began to offer graduate programs.

Source: Student Services



GRADUATE ENROLLMENT***By Degree Program and Discipline, Full- and Part-Time**

	1998-99		1999-00		2000-01		2001-02		2002-03	
	Master's	Ph.D.	Master's	Ph.D.	Master's	Ph.D.	Master's	Ph.D.	Master's	Ph.D.
Advancing Studies	261	0	259	0	221	0	205	0	215	0
American Studies	0	0	0	0	0	0	0	0	0	0
Biology	14	26	11	26	22	23	14	22	15	27
Chemistry	1	99	1	97	0	92	1	95	1	99
Economics	0	69	4	65	11	58	15	49	1	68
Education	630	276	663	283	590	307	524	310	643	318
Education/Non Degree	194	0	173	0	217	0	256	0	242	0
English	84	29	69	28	68	28	86	29	85	33
Geology	23	0	21	0	18	0	21	0	17	0
Geology-Geophysics	0	0	0	0	0	0	0	0	0	0
Geophysics	9	0	8	0	11	0	9	0	9	0
History	34	72	29	68	38	60	32	62	26	56
Interdisciplinary	2	1	2	2	1	0	1	0	1	0
Latin & Greek	9	0	6	0	6	0	7	0	8	0
Law	835	0	844	0	808	0	823	0	823	0
Linguistics	4	0	5	0	6	0	5	0	5	0
Management	1044	44	1031	45	1060	45	1065	52	1045	52
Mathematics	12	0	12	0	12	0	14	0	12	0
Nursing	127	43	146	43	143	40	130	40	150	43
Philosophy	64	58	67	62	57	52	61	48	68	48
Physics	0	28	0	26	1	22	3	26	1	35
Political Science	30	41	29	28	22	36	20	39	27	35
Psychology	2	18	2	16	2	18	1	18	4	24
Romance Languages	50	30	39	29	47	30	32	35	32	34
Religious Education	183	15	154	16	183	19	164	20	160	21
Russian	4	0	7	0	3	0	3	0	2	0
Slavic	1	0	0	0	1	0	0	0	0	0
Social Work	477	46	447	44	432	47	407	45	411	44
Sociology	24	67	15	60	16	53	12	48	17	41
Theology	20	88	23	86	32	89	30	91	34	93
Total	4,138	1,050	4,067	1,024	4,028	1,019	3,941	1,029	4,054	1,071

Source: Office of Student Services

SUMMER SESSION ENROLLMENT

Summer	1994	1995	1996	1997	1998	1999	2000	2001	2002	2003
Undergraduate	2,252	2,265	2,007	1,879	1,960	1,969	1,929	1,878	1,881	1,706
Graduate/Professional*	1,856	1,694	1,702	1,886	1,843	1,855	2,031	1,751	1,725	2,037
Total	4,108	3,959	3,709	3,765	3,803	3,824	3,960	3,629	3,606	3,743

Includes students registered through the Institute of Religious Education and the Carroll Graduate School of Management.

Source: Office of Student Services

GEOGRAPHIC DISTRIBUTION OF UNDERGRADUATE STUDENTS

By State

State	1980	1990	2000	2002	2003	State	1980	1990	2000	2002	2003
Alabama	1	11	10	11	12	Nevada	0	7	3	4	4
Alaska	0	0	4	2	3	New Hampshire	130	172	184	162	166
Arizona	2	18	29	37	39	New Jersey	734	672	941	938	955
Arkansas	2	7	4	1	3	New Mexico	4	2	12	8	7
California	49	184	380	403	419	New York	1,118	1,039	1,372	1,425	1,432
Colorado	6	45	57	65	69	North Carolina	1	22	26	31	36
Connecticut	952	728	765	752	699	North Dakota	0	2	1	2	2
Delaware	20	23	22	20	18	Ohio	74	132	125	144	145
Washington, D.C.	20	28	29	25	24	Oklahoma	1	15	13	14	12
Florida	65	232	303	276	234	Oregon	3	8	20	27	18
Georgia	5	35	53	52	53	Pennsylvania	219	308	309	294	291
Hawaii	3	36	34	28	21	Rhode Island	282	260	184	183	191
Idaho	1	3	4	6	6	South Carolina	3	11	5	4	8
Illinois	133	150	248	226	228	South Dakota	0	1	1	1	1
Indiana	9	25	29	27	28	Tennessee	1	16	15	13	15
Iowa	1	8	17	17	14	Texas	11	122	131	134	146
Kansas	4	14	28	25	25	Utah	1	4	4	8	13
Kentucky	6	11	15	16	16	Vermont	27	47	52	49	50
Louisiana	4	38	22	24	25	Virginia	41	68	76	82	88
Maine	104	128	108	111	102	Washington	8	20	63	52	49
Maryland	109	184	255	243	231	West Virginia	3	9	2	3	5
Massachusetts	4,269	3,135	2,401	2,435	2,435	Wisconsin	25	53	50	55	54
Michigan	55	82	71	76	72	Wyoming	1	2	1	1	2
Minnesota	27	77	110	128	117	Guam	0	0	4	1	0
Mississippi	0	4	2	3	3	Puerto Rico	n/a	70	47	42	41
Missouri	17	49	54	61	53	Virgin Islands	n/a	6	1	3	4
Montana	1	6	4	10	11	International	172	227	208	139	142
Nebraska	5	30	22	17	14	Total	8,729	8,586	8,930	8,916	8,851

Source: Student Services

UNDERGRADUATE MAJORS by School

	1994	1995	1996	1997	1998	1999	2000	2001	2002	2003
Arts & Sciences										
Art History	43	38	37	38	36	34	32	45	42	41
Biochemistry	108	111	115	117	97	84	83	82	95	494
Biology	671	752	734	665	543	539	481	443	465	118
Chemistry	90	100	89	84	90	94	84	89	102	98
Classics	20	20	20	24	19	15	11	21	17	26
Communication	533	522	499	542	624	734	865	945	963	925
Computer Science	82	97	118	133	181	202	200	189	139	108
Economics	345	356	364	404	430	402	382	374	398	417
English	925	927	935	931	868	906	863	845	770	758
Film Studies	-	-	-	-	-	-	10	32	46	45
French	54	50	43	39	45	50	56	47	49	46
Geology/Geophysics	87	82	80	736	66	58	52	42	30	29
German	13	9	6	148	8	11	10	3	7	12
History	398	411	379	392	410	431	451	465	530	560
Independent	12	4	2	1	3	2	5	3	1	-
International Studies	-	-	40	67	64	56	45	31	32	35
Italian	5	4	5	7	6	4	5	3	5	2
Mathematics	178	176	190	168	123	148	135	134	194	200
Music	26	21	19	23	26	23	22	29	32	31
Philosophy	182	198	178	158	166	193	211	230	261	252
Physics	29	28	33	18	29	33	36	34	46	50
Romance Languages-Total	124	130	119	120	116	114	110	96	111	
Political Science	781	747	700	671	618	649	626	646	669	693
Psychology	715	743	736	694	703	764	684	660	617	492
Slavic & Eastern Languages	18	18	12	8	11	11	7	5	12	15
Sociology	255	245	233	239	238	249	219	219	247	232
Spanish/Hispanic Studies	65	76	71	74	65	60	49	46	57	67
Studio Art	29	41	48	34	41	44	42	40	41	42
Theater Arts	40	43	66	87	84	106	101	91	91	107
Theology	29	36	47	54	70	80	88	92	137	130
Education										
American Heritage	3	2	4	2	2	1	2	2	4	8
Child/Society	75	86	99	88	67	65	49	40	31	30
Early Childhood	81	72	57	50	53	68	57	52	43	42
Elementary Education	200	196	231	222	217	224	256	279	297	294
General Science	4	3	5	2	4	6	4	2	3	5
Hispanic Experience	9	7	9	8	7	5	7	14	9	7
Human Development	180	191	231	258	289	290	277	285	276	295
Intensive Special Needs	16	22	29	28	41	27	21	15	4	-
Math/Computer Science	16	19	29	33	34	33	29	23	26	40
Moderate Special Need	108	106	116	132	122	125	85	24	7	-
Secondary Education	118	104	143	152	146	160	123	143	148	155
Management										
Accounting	459	426	383	353	336	298	245	246	279	287
Accounting/Info Tech	-	-	-	-	-	-	-	4	7	9
Computer Science	41	38	56	61	63	62	63	73	52	28
Corp. Reporting & Analysis	-	-	-	-	-	-	-	-	-	32
Economics	134	156	143	149	148	139	128	136	127	140
Economics/Op. Res.	6	3	-	-	-	-	-	-	-	-
Finance	645	702	747	743	783	797	732	665	679	717
General Management	265	268	258	250	232	259	215	189	159	136
Human Resource Mgt.	50	59	67	59	62	54	30	45	39	37
Information Systems	74	50	82	94	136	159	181	176	128	85
Marketing	422	430	487	463	498	444	427	429	395	397
Strategic Management*	54	55	67	79	87	79	86	65	65	48
Nursing										
	410	368	306	250	250	238	217	230	220	269

Note: This table includes each declared major. Students with double or triple majors are therefore counted two and three times; College of Advancing Studies students are not included in this table.

Source: Office of Student Services

INTERNATIONAL STUDENTS & SCHOLARS By School, 2003-2004*

Arts & Sciences	61
Education	5
Management	82
Nursing	
College of Advancing Studies	10
Exchange Students - Undergraduate	70
Total Undergraduate	228
Graduate Arts & Sciences	204
Graduate Education	79
Graduate Management	140
Graduate Nursing	6
Graduate Social Work	9
Law	16
Graduate Advancing Studies	4
Graduate Exchange Students	6
Graduate Visiting Students	40
Total Graduate/Professional	504
Total Enrolled Students	732
Practical Training**	113
Faculty and Research Scholars	118
Total	963

* These figures do not include students, faculty and scholars who will arrive in the spring 2004 which would add approximately 75 to the total international population for 2003-2004.

** Students who have graduated from Boston College and who are undertaking a period of practical training in the United States.

Source: Office of the Dean for Student Development

INTERNATIONAL STUDENTS & SCHOLARS By Class or Program, 2003-2004*

Freshmen	53
Sophomores	21
Juniors	43
Seniors	34
Undergraduate Exchange Students	70
Visiting Students	7
Total Undergraduate	228
Graduate/Professional	
M.A.	49
M.A.T.	1
M.B.A.	36
M.Ed.	17
M.S.	89
M.S.W.	9
C.A.E.S.	1
Ph.D.	240
J.D.	16
Graduate Exchange Students	6
Graduate Visiting Students	40
Total Graduate/Professional	504
Practical Training**	113
Faculty and Research Scholars	118
Total	963

* These figures do not include students, faculty and scholars who will arrive in the spring 2004 which would add approximately 75 to the total international population for 2003-2004.

** Students who have graduated from Boston College and who are undertaking a period of practical training in the United States.

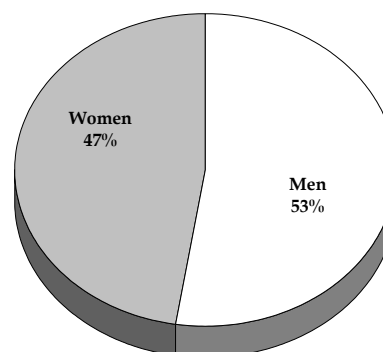
Source: Office of the Dean for Student Development

INTERNATIONAL STUDENTS & SCHOLARS By Gender and Program, 2003 - 2004

	Men	Women	Total
Undergraduate	121	107	228
Graduate	243	261	504
Practical Training*	69	44	113
Faculty and Research Scholars	73	45	118
Total	506	457	963

* Students who have graduated from Boston College and who are undertaking a period of practical training in the United States.

Source: Office of the Dean for Student Development



INTERNATIONAL STUDENTS BY COUNTRY

Undergraduate and Graduate, 2003-2004

	Under-graduate	Graduate/ Professional	Total		Under-graduate	Graduate/ Professional	Total
Algeria	-	1	1	Korea South	30	24	54
Argentina	1	4	5	Kuwait	-	3	3
Armenia	-	3	3	Laos	-	1	1
Australia	8	8	16	Latvia	-	1	1
Azerbaijan	1	-	1	Lebanon	-	2	2
Bahamas	1	-	1	Liberia	1	-	1
Bangladesh	-	1	1	Malawi	-	1	1
Belarus	-	1	1	Malaysia	1	-	1
Bermuda	-	1	1	Mexico	-	5	5
Bolivia	1	-	1	Moldova	-	1	1
Brazil	7	4	11	Mongolia	-	1	1
Bulgaria	2	9	11	Morocco	-	2	2
Canada	16	42	58	Nepal	-	5	5
Cayman Islands	1	-	1	Netherlands	11	1	12
Chile	2	5	7	Nigeria	-	3	3
China	3	128	131	Norway	2	-	2
Colombia	1	4	5	Pakistan	1	-	1
Costa Rica	-	1	1	Panama	2	1	3
Czech Republic	-	3	3	Paraguay	1	-	1
Denmark	7	-	7	Peru	-	5	5
Dominican Republic	3	1	4	Philippines	3	5	8
Ecuador	2	1	3	Romania	-	2	2
Egypt	1	3	4	Russia	2	7	9
El Salvador	1	1	2	Rwanda	-	1	1
Estonia	-	1	1	Saudi Arabia	2	1	3
Ethiopia	-	1	1	Singapore	6	2	8
Finland	1	-	1	Slovakia	-	1	1
France	17	8	25	Slovenia	-	1	1
Gaza Strip	-	1	1	South Africa	1	2	3
Germany	9	1	10	Spain	8	5	13
Ghana	-	1	1	Sweden	2	1	3
Greece	3	1	4	Switzerland	-	1	1
Guatemala	2	-	2	Taiwan	3	18	21
Haiti	2	-	2	Tanzania	-	1	1
Hong Kong	5	-	5	Thailand	-	7	7
Hungary	1	-	1	Trinidad & Tobago	1	-	1
Iceland	1	1	2	Tunisia	-	1	1
India	8	28	36	Turkey	1	19	20
Indonesia	2	3	5	Uganda	1	7	8
Ireland	5	12	17	Ukraine	1	3	4
Israel	2	7	9	United Kingdom	12	12	24
Italy	3	14	17	Uzbekistan	-	1	1
Jamaica	2	3	5	Venezuela	6	3	9
Japan	6	21	27	Vietnam	1	4	5
Jordan	1	5	6	West Bank	-	5	5
Kazakhstan	-	1	1	Yugoslavia	-	1	1
Kenya	1	5	6	Zimbabwe	-	2	2
				Total	228	504	732
				Countries Represented			94

Source: Office of the Dean for Student Development

UNDERGRADUATE AND GRADUATE DEGREES CONFERRED*

By Degree and Gender

	1998-99			1999-00			2000-01			2001-02			2002-03		
	Men	Women	Total	Men	Women	Total	Men	Women	Total	Men	Women	Total	Men	Women	Total
Undergraduate															
Arts & Sciences															
A.B.	487	527	1,014	583	626	1,209	594	652	1,246	538	690	1,228	637	701	1,338
B.S.	73	105	178	96	75	171	80	80	160	76	81	157	82	52	134
Total Arts & Sciences	560	632	1,192	679	701	1,380	674	732	1,406	614	771	1,385	719	753	1,472
Education - A.B.															
	28	168	196	26	196	222	20	184	204	27	171	198	27	157	184
Management - B.S.															
	352	232	584	381	276	657	376	206	582	352	215	567	325	201	526
Nursing - B.S.															
	3	59	62	2	58	60	1	46	47	2	62	64	1	42	43
Subtotal Undergraduate															
Day Degrees Conferred	943	1,091	2,034	1,088	1,231	2,319	1,071	1,168	2,239	995	1,219	2,214	1,072	1,153	2,225
Advancing Studies - A.B.															
	39	71	110	43	54	97	47	50	97	56	41	97	42	46	88
Total Undergraduate															
Degrees Conferred	982	1,162	2,144	1,131	1,285	2,416	1,118	1,218	2,336	1,051	1,260	2,311	1,114	1,199	2,313
Graduate															
Ph.D	51	65	116	53	63	116	40	69	109	55	65	120	54	77	131
D.Ed	-	-	-	-	-	-	-	-	-	-	-	-	5	7	12
M.A.	80	183	263	65	173	238	98	196	294	94	168	262	81	169	250
M.S.	107	96	203	108	115	223	93	112	205	97	85	182	109	122	231
M.Ed.	43	149	192	39	191	230	51	178	229	21	173	194	34	167	201
M.A.T.	-	5	5	2	1	3	1	4	5	1	3	4	2	3	5
M.S.W.	16	184	200	27	156	183	27	143	170	20	132	152	15	136	151
M.S.T.	-	5	5	3	2	5	1	1	2	-	3	3	-	-	-
M.B.A.	105	58	163	178	90	268	155	99	254	193	97	290	160	90	250
C.A.E.S.	1	6	7	2	10	12	3	9	12	-	13	13	1	4	5
Total Graduate															
Degrees Conferred	403	751	1,154	477	801	1,278	469	811	1,280	481	739	1,220	461	775	1,236
Professional															
J.D.	136	129	265	127	173	300	130	132	262	150	118	268	115	158	273
Total Graduate and Professional															
Degrees Conferred	539	880	1,419	604	974	1,578	599	943	1,542	631	857	1,488	576	933	1,509
Total Degrees															
Conferred	1,521	2,042	3,563	1,735	2,259	3,994	1,717	2,161	3,878	1,682	2,117	3,799	1,690	2,132	3,822

*August, December, and May graduations combined.

Source: Office of Student Services

UNDERGRADUATE DEGREES CONFERRED***By Degree and Number of Majors**

	1998-99	1999-00	2000-01	2001-02	2002-03
Arts & Sciences					
A.B.					
Single Major	832	971	1061	1032	1117
Double Major	179	237	184	192	220
Triple Major	-	1	1	4	1
Total A.B. Degrees	1,011	1,209	1,246	1,228	1,338
B.S.					
Single Major	167	149	149	142	125
Double Major	11	22	11	15	9
Triple Major	-	-	-	-	-
Total B.S. Degrees	178	171	160	157	134
Total Arts & Sciences	1,189	1,380	1,406	1,385	1,472
School of Education - A.B.					
Single Major	56	39	55	41	40
Double Major	140	181	149	157	144
Triple Major	-	2	-	-	-
Total Lynch School of Education	196	222	204	198	184
School of Management - B.S.					
Single Major	358	430	374	346	312
Double Major	219	220	201	221	205
Triple Major	7	7	7	-	9
Total Carroll School of Management	584	657	582	567	526
School of Nursing					
Single Major	62	60	47	63	42
Double Major	-	-	-	1	1
Triple Major	-	-	-	-	-
Total Connell School of Nursing	62	60	47	64	43
Subtotal-Undergraduate Day Degrees Conferred	2,031	2,319	2,239	2,214	2,225
Advancing Studies - A.B.					
Single Major	110	97	97	97	86
Double Major	-	-	-	-	2
Triple Major	-	-	-	-	-
Total College of Advancing Studies	110	97	97	97	88
Total Undergraduate Degrees Conferred	2,141	2,416	2,336	2,311	2,313

*August, December, and May graduations combined.
Source: Office of Student Services

UNDERGRADUATE DEGREES CONFERRED

By Major*

	1998-99	1999-00	2000-01	2001-02	2002-03
Accounting	149	103	77	66	89
Accounting/Informational Technology	-	-	-	-	1
Art History	15	14	7	10	14
Biochemistry	36	25	15	21	15
Biology	119	96	109	88	81
Chemistry	17	24	18	18	23
Child in Society	2	4	4	5	-
Classics	3	4	1	4	3
Communication	141	180	215	227	240
Computer Science	32	60	54	58	57
Early Childhood Education	21	12	11	13	12
Economics	109	170	133	147	143
Elementary Education	43	49	47	64	58
Elementary Education & Moderate Special Needs	30	42	30	7	7
English	209	203	215	211	232
Environmental Geosciences	16	9	10	19	8
Film Studies	-	-	1	7	4
Finance	212	259	257	208	206
French	10	11	8	11	7
Geology	7	6	-	-	-
Geophysics	-	2	2	2	-
Geology/Geophysics	1	3	1	1	-
German	2	5	3	-	3
Hispanic Studies	11	13	8	6	8
History	109	115	119	125	145
Human Development	32	66	85	79	75
Independent	1	3	2	1	1
Information Systems	5	22	27	43	32
International Studies	5	23	28	14	12
Italian	2	-	1	-	2
Linguistics	2	1	1	1	1
Management	18	25	17	18	21
Marketing	116	167	147	160	124
Mathematics	38	27	25	22	32
Mathematics/Computer Science	-	1	-	3	-
Music	1	6	4	5	4
Nursing	130	60	47	64	43
Operations & Technology Management	5	15	19	14	16
Organizational Studies/Human Resource Management	20	20	9	12	6
Philosophy	33	40	42	35	62
Physics	5	6	5	7	6
Political Science	145	123	134	130	121
Psychology	156	151	146	155	151
Russian	1	1	1	1	-
Secondary Education	26	40	22	24	29
Severe Special Needs	2	8	5	3	3
Slavic Studies	1	1	-	-	-
Sociology	73	64	89	53	87
Studio Art	5	6	11	9	6
Theatre	7	17	16	21	14
Theology	9	17	11	22	21
TOTAL**	2,132	2,319	2,239	2,214	2,225

*Double and triple majors counted by first major. Woods College of Advancing Studies majors are not included in this total.

Source: Office of Student Services

UNDERGRADUATE DEGREES CONFERRED

By School and Major*

	2000-2001							2001-02							2002-03						
	A&S		Ed	Mgt	Nurs	Total		A&S		Ed	Mgt	Nurs	Total		A&S		Ed	Mgt	Nurs	Total	
	AB	BS	AB	BS	BS			AB	BS	AB	BS	BS			AB	BS	AB	BS	BS		
Accounting	-	-	-	77	-	77	-	-	-	66	-	66	-	-	-	-	89	-	-	89	-
Accounting/Information Tech	0	-	-	-	-	-	-	-	-	-	-	-	-	-	-	-	1	-	-	1	-
Art History	7	-	-	-	-	7	10	-	-	-	-	10	14	-	-	-	-	-	-	14	-
Biochemistry	-	15	-	-	-	15	-	21	-	-	-	21	-	15	-	-	-	-	-	15	-
Biology	-	109	-	-	-	109	-	88	-	-	-	88	1	80	-	-	-	-	-	81	-
Chemistry	-	18	-	-	-	18	-	18	-	-	-	18	-	23	-	-	-	-	-	23	-
Child in Society	-	-	4	-	-	4	-	-	5	-	-	5	-	-	?	-	-	-	-	0	-
Classics	1	-	-	-	-	1	4	-	-	-	-	4	3	-	-	-	-	-	-	3	-
Communication	215	-	-	-	-	215	227	-	-	-	-	227	240	-	-	-	-	-	-	240	-
Computer Science	47	-	-	7	-	54	40	-	18	-	-	18	47	2	-	8	-	-	-	57	-
Early Childhood Education	-	-	11	-	-	11	-	-	13	-	-	13	-	-	12	-	-	-	-	12	-
Economics	111	-	-	22	-	133	119	-	28	-	-	147	120	-	-	23	-	-	-	143	-
Elementary Education	-	-	47	-	-	47	-	-	64	-	-	64	-	-	58	-	-	-	-	58	-
Elementary Education & Moderate Special Needs	-	-	30	-	-	30	-	-	7	-	-	7	-	-	7	-	-	-	-	7	-
English	215	-	-	-	-	215	211	-	-	-	-	211	232	-	-	-	-	-	-	232	-
Environmental Geosciences	-	10	-	-	-	10	-	19	-	-	-	19	-	8	-	-	-	-	-	8	-
Finance	-	-	-	257	-	257	-	-	208	-	-	208	-	-	-	206	-	-	-	206	-
Film Studies	1	-	-	-	-	1	7	-	-	-	-	7	4	-	-	-	-	-	-	4	-
French	8	-	-	-	-	8	11	-	-	-	-	11	7	-	-	-	-	-	-	7	-
Geology	-	-	-	-	-	0	-	-	-	-	-	0	-	0	-	-	-	-	-	0	-
Geophysics	-	2	-	-	-	2	-	2	-	-	-	2	-	0	-	-	-	-	-	0	-
Geology/Geophysics	-	1	-	-	-	1	-	1	-	-	-	1	-	0	-	-	-	-	-	0	-
German	3	-	-	-	-	3	-	-	-	-	-	0	3	-	-	-	-	-	-	3	-
Hispanic Studies	8	-	-	-	-	8	6	-	-	-	-	6	8	-	-	-	-	-	-	8	-
History	119	-	-	-	-	119	125	-	-	-	-	125	145	-	-	-	-	-	-	145	-
Human Development	-	-	85	-	-	85	-	-	79	-	-	79	-	-	75	-	-	-	-	75	-
Independent	2	-	-	-	-	2	-	1	-	-	-	1	1	-	-	-	-	-	-	1	-
Information Systems	-	-	-	27	-	27	-	-	43	-	-	43	-	-	-	32	-	-	-	32	-
International Studies	28	-	-	-	-	28	14	-	-	-	-	14	12	-	-	-	-	-	-	12	-
Italian	1	-	-	-	-	1	-	-	-	-	-	0	2	-	-	-	-	-	-	2	-
Linguistics	1	-	-	-	-	1	1	-	-	-	-	1	1	-	-	-	-	-	-	1	-
Management	-	-	-	17	-	17	-	-	18	-	-	18	-	-	-	21	-	-	-	21	-
Marketing	-	-	-	147	-	147	-	-	160	-	-	160	-	-	-	124	-	-	-	124	-
Mathematics	25	-	-	-	-	25	22	-	-	-	-	22	32	-	-	-	-	-	-	32	-
Mathematic/Computer Science	-	-	-	-	-	0	-	-	3	-	-	3	-	-	0	-	-	-	-	0	-
Music	4	-	-	-	-	4	5	-	-	-	-	5	4	-	-	-	-	-	-	4	-
Nursing	-	-	-	-	47	47	-	-	-	-	64	64	-	-	-	-	-	43	-	43	-
Operations & Technology Mgmt	-	-	-	19	-	19	-	-	14	-	-	14	-	-	-	16	-	-	-	16	-
Organizational Studies/ Human Resource Management	-	-	-	9	-	9	-	-	12	-	-	12	-	-	-	6	-	-	-	6	-
Philosophy	42	-	-	-	-	42	35	-	-	-	-	35	62	-	-	-	-	-	-	62	-
Physics	-	5	-	-	-	5	-	7	-	-	-	7	-	6	-	-	-	-	-	6	-
Political Science	134	-	-	-	-	134	130	-	-	-	-	130	121	-	-	-	-	-	-	121	-
Psychology	146	-	-	-	-	146	155	-	-	-	-	155	151	-	-	-	-	-	-	151	-
Russian	1	-	-	-	-	1	1	-	-	-	-	1	0	-	-	-	-	-	-	0	-
Secondary Education	-	-	22	-	-	22	-	-	24	-	-	24	-	-	29	-	-	-	-	29	-
Severe Special Needs	-	-	5	-	-	5	-	-	3	-	-	3	-	-	3	-	-	-	-	3	-
Slavic Studies	-	-	-	-	-	0	-	-	-	-	-	0	0	-	-	-	-	-	-	0	-
Sociology	89	-	-	-	-	89	53	-	-	-	-	53	87	-	-	-	-	-	-	87	-
Studio Art	11	-	-	-	-	11	9	-	-	-	-	9	6	-	-	-	-	-	-	6	-
Theatre	16	-	-	-	-	16	21	-	-	-	-	21	14	-	-	-	-	-	-	14	-
Theology	11	-	-	-	-	11	22	-	-	-	-	22	21	-	-	-	-	-	-	21	-
Total**	1,246	160	204	582	47	2,239	1,228	157	198	567	64	2,174	1,338	134	184	526	43	2,225			

*Double & triple majors counted by 1st major; Woods CAS majors are not included in this total

Source: Office of Student Services

GRADUATE DEGREES CONFERRED, 2002-2003*

By School, Degree, Primary Field, and Gender

	Doctorates			Master's/Certificates/J.D.			Total		
	Men	Women	Total	Men	Women	Total	Men	Women	Total
Graduate School of Arts & Sciences									
Humanities									
American Studies	-	-	-	-	-	-	-	-	-
Classics	-	-	-	-	-	-	-	-	-
English	1	3	4	10	25	35	11	28	39
History	6	4	10	11	3	14	17	7	24
Latin & Greek	-	-	-	-	1	1	-	1	1
Linguistics	-	-	-	1	-	1	1	-	1
Pastoral Ministry	-	-	-	5	26	31	5	26	31
Philosophy	1	-	1	8	4	12	9	4	13
Religion & Education	2	1	3	-	-	-	2	1	3
Romance Languages	-	3	3	3	9	12	3	12	15
Russian	-	-	-	-	1	1	-	1	1
Slavic Studies	-	-	-	-	-	-	-	-	-
Theology	6	1	7	3	4	7	9	5	14
Social Sciences									
Economics	1	6	7	9	5	14	10	11	21
Political Science	3	0	3	3	1	4	6	1	7
Psychology	1	3	4	0	0	0	1	3	4
Sociology	0	5	5	0	3	3	0	8	8
Sciences									
Biology	2	1	3	6	4	10	8	5	13
Chemistry	10	11	21	1	3	4	11	14	25
Geology/Geophysics	-	-	-	3	7	10	3	7	10
Mathematics	-	-	-	4	3	7	4	3	7
Physics	2	0	2	3	3	6	5	3	8
Total - Graduate A&S	35	38	73	70	102	172	105	140	245
Lynch Graduate School of Education									
Counseling/Counseling Psychology	2	4	6	11	43	54	13	47	60
Curriculum & Instruction& Sp Ed	2	11	13	22	153	175	24	164	188
Developmental/Educational Psych	1	3	4	4	17	21	5	20	25
Educ. Research/Measurement/Evaluation	2	2	4	-	3	3	2	5	7
Higher Education Administration	5	1	6	8	24	32	13	25	38
Religious Education	-	-	-	4	11	15	4	11	15
Educational Administration	5	13	18	11	6	17	16	19	35
Professional School Administration Program	1	3	4	1	1	2	2	4	6
Total - Graduate Education	18	37	55	61	258	319	79	295	374
Carroll Graduate School of Management									
Business Administration	-	-	-	160	90	250	160	90	250
Finance	1	1	2	75	22	97	76	23	99
Organizational Studies	3	-	3	-	-	-	3	-	3
Total - Graduate Management	4	1	5	235	112	347	239	113	352
Connell Graduate School of Nursing									
Nursing	1	8	9	1	49	50	2	57	59
Graduate School of Social Work									
Social Work	1	-	1	15	136	151	16	136	152
Woods College of Advancing Studies									
Administrative Studies	-	-	-	20	34	54	20	34	54
Law School - Law (J.D.)									
	-	-	-	115	158	273	115	158	273
Total Graduate & Professional Degrees	59	84	143	517	849	1,366	576	933	1,509

*August, December and May graduations combined.

Source: Office of Student Services

UNDERGRADUATE AND GRADUATE FINANCIAL AID, 1998-2003

Dollars Awarded (Dollars in Thousands)

	1998-99	1999-00	2000-01	2001-02	2002-03
Type of Aid - Undergraduate					
University Scholarships and Grants ¹	\$48,714	\$52,312	\$54,291	\$58,671	\$60,933
State Scholarships ²	1,643	1,761	2,052	2,136	1,850
Pell Grants ³	2,227	2,251	2,286	2,586	2,695
Supplemental Educational Opportunity Grants	1,555	1,848	1,558	1,622	1,455
Work-Study	1,785	1,664	1,790	1,831	1,851
Perkins Loans ⁴	2,852	3,080	2,556	2,904	2,440
Undergraduate Total	\$58,776	\$62,916	\$64,533	\$69,750	\$71,224
Type of Aid - Graduate					
Work-Study	682	673	696	765	850
Perkins Loans ⁴	1,811	2,332	2,519	3,352	3,586
Total Undergraduate and Graduate	\$61,269	\$65,921	\$67,748	\$73,867	\$75,660

UNDERGRADUATE AND GRADUATE FINANCIAL AID, 1998-2003

Number of Awards

	1998-99	1999-00	2000-01	2001-02	2002-03
Type of Aid - Undergraduate					
University Scholarships and Grants ¹	3,902	3,922	3,842	3,893	3,800
State Scholarships ²	894	937	947	1,010	825
Pell Grants ³	1,104	1,068	1,014	1,030	1,009
Supplemental Educational Opportunity Grants	1,085	1,121	1,000	1,003	980
Work-Study	3,091	3,145	2,894	2,825	1,473
Perkins Loans ⁴	1,701	1,716	1,383	1,551	1,361
Undergraduate Total	11,777	11,909	11,080	11,312	9,448
Type of Aid - Graduate					
Work-Study	658	830	696	694	327
Perkins Loans ⁴	652	726	757	895	952
Total Undergraduate and Graduate⁵	13,087	13,465	12,533	12,901	10,727

¹This statistic includes estimated regular university scholarships and grants (through the operating budget), faculty kin tuition remission, athletic grants, Jesuit Reduction, Alumni Association Scholarships, and endowed monies for scholarships.

²State scholarship funds to students from Massachusetts, Vermont, Connecticut, Pennsylvania, Rhode Island, Maine, New Hampshire; Gilbert Grants; and Herter Scholarships.

³Pell Grant eligibility is determined directly by the federal government.

⁴These loan funds (formerly called "National Direct Student Loans") are obtained by federal government contributions, Boston College contributions, and collections of previous loans awarded.

⁵This is a duplicated total since some students receive more than one type of aid.

Important Note: The above data do not include Boston College student assistance for graduate and professional students (approximately \$19.05 million in tuition remission, grants or scholarships and \$14.66 million in stipends during 2002-2003) administered by the various schools and departments. Also, excluded are the Nursing Loan Program (\$362,850 during 2002-2003), a variety of grants and scholarships from fraternal organizations and clubs (\$5,651,772 during 2002-2003), and loans processed and received by Financial Services (\$78,261,185 during 2002-2003) for undergraduate students, graduate students, or their parents.

Source: Office of Student Financial Strategies

UNDERGRADUATES STUDYING ABROAD

	Fall Semester			Spring Semester			Annual Average		
	University Programs	External Programs	Total All Programs	University Programs	External Programs	Total All Programs	University Programs	External Programs	Total All Programs
1998-1999	156	41	197	276	115	391	216	78	294
1999-2000	196	35	231	348	127	475	272	81	353
2000-2001	230	50	280	347	144	491	289	97	386
2001-2002	239	50	289	224	125	349	277	96	372
2002-2003	255	43	298	222	96	318	279	73	352

Source: Office of Student Services

UNDERGRADUATE STUDENT GRADUATION AND RETENTION RATES Freshman Matriculants in Fall 1996

Rating at Time of Admission	Number of Fall Matriculants	Transfers Out in Good Standing		Within Twelve Semesters Graduates		Retention Rate*
		Number	Percent	Number	Percent	
Top 5%	147	6	4%	131	89%	93%
Next 20%	798	52	7%	697	87%	94%
Remaining 75%	1,307	55	4%	1,141	87%	92%
Total	2,252	113	5%	1,969	87%	92%

* "Retention Rate" is the "graduation rate" plus the "transfer out rate" of students to another college.

Source: Office of Enrollment Management Research: March 1, 2003

ALUMNI ASSOCIATION NATIONAL BOARD OF DIRECTORS 2003-2004

John J. Griffin, Jr. '65
President

Christopher M. Doran '68
Vice President/President-Elect

Susan Power Gallagher NC '69
Treasurer

Kathleen Donovan Goudie '56
Secretary

Charles J. Heffernan, Jr. '66
Past President

John E. Joyce '61, MBA '70
**Chair, Council of Past Presidents;
Co-Chair, Physical Facilities**

Sarah Ford Baine NC '69
Director, Newton College

Ann M. Bersani '77
Director, West of the Mississippi

Margaret Mary Connolly, J.D. '70
Director, Law School

Roger T. Connor '52
**Director, Graduated More Than
Ten Years**

William J. Cunningham '57
Development Liaison

William J. Dorcena '95
**Director, Graduated Less Than
Ten Years**

Thomas F. Flannery '81
Chair-Elect, Nominating Committee

Brian Kickham '79
Chair, Nominating Committee

Patrick M. Lawler '93
**Director, Graduated Less Than
Ten Years**

Judith Lyons '98
**Director, Woods College of
Advancing Studies**

Julie Finora McAfee '93
Director, West of the Mississippi

J. Emmett McCarthy '64
**Director, Graduated More Than
Ten Years**

Floyd B. McCrory '77
Director, East of the Mississippi

Dawn E. McNair '82, M.Ed. '83
**Director, Graduated More Than
Ten Years**

Mary Pasciucco NC '75
Director, Newton College

Kenneth D. Pierce '79
Director, East of the Mississippi

Linda Song Wendel '97
**Director, Graduated Less Than
Ten Years**

Data as of October 2003
Source: Alumni Association

ALUMNI ASSOCIATION Regional Chapters

Arizona Phoenix	Georgia Atlanta	New York New York City
California Los Angeles Northern CA Orange County San Diego	Illinois Chicago	Northeastern NY Rochester Syracuse Westchester County
Colorado Denver	Indiana Indianapolis	North Carolina Charlotte
Connecticut Fairfield County Hartford	Maine Portland	Ohio Cleveland
District of Columbia Washington	Maryland Baltimore	Pennsylvania Philadelphia Western PA
Florida Miami Southwest Central Palm Beach Sarasota Tampa Bay	Massachusetts Boston Cape Cod Western MA	Rhode Island
	Minnesota Minneapolis	South Carolina
	Missouri St. Louis	Texas Dallas
	New Hampshire Manchester	Virginia Washington Seattle
	New Jersey	Wisconsin Great Britain Greece

Data as of October 2003
Source: Alumni Association

ALUMNI ASSOCIATION 2003 Achievement Awards

The William V. McKenney Award
John E. Joyce '61, M.B.A. '70

Awards of Excellence

Arts & Humanities
John J. Michalczyk '66, M.A. '67

Commerce
James A. Champy, J.D. '68

Education
Blenda J. Wilson, Ph.D. '79

Health
Constance T. Donovan '64

Law
Robert J. Muldoon, Jr. '60,
M.A. '61, LL.B. '65

Public Service
Victor F. Ciardello, Jr. '65

Religion
Archbishop Timothy P.A. Broglio '73

Science
Paul J. Hesketh '74

Young Alumni Achievement Award
Omari L. Walker '97, M.Ed. '02

ALUMNI GEOGRAPHIC DISTRIBUTION Fall 2003

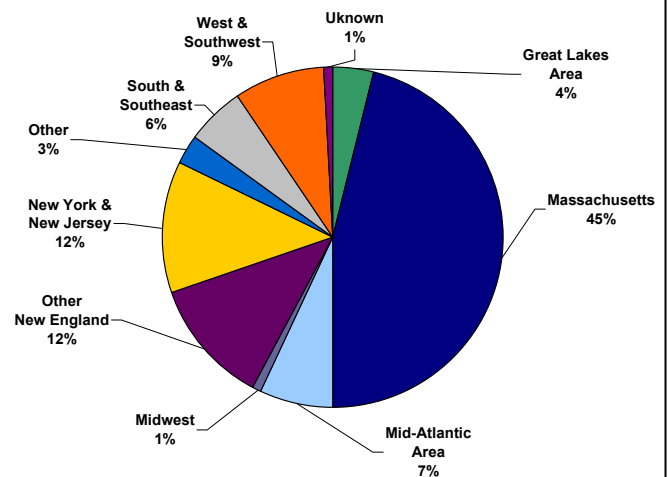
Alabama	142	Nevada	177
Alaska	99	New Hampshire	3,603
Arizona	682	New Jersey	5,714
Arkansas	54	New Mexico	228
California*	6,490	New York*	11,475
Colorado	955	North Carolina	1,073
Connecticut	7,185	North Dakota	18
Delaware	224	Ohio	1,359
District Of Columbia*	924	Oklahoma	93
Florida	4,120	Oregon	382
Georgia	1,141	Pennsylvania	3,033
Guam	22	Puerto Rico	414
Hawaii	297	Rhode Island	2,835
Idaho	69	South Carolina	326
Illinois	2,245	South Dakota	29
Indiana	319	Tennessee	255
Iowa	132	Texas	1,524
Kansas	166	Utah	130
Kentucky	198	Vermont	755
Louisiana	262	Virgin Islands	40
Maine	1,981	Virginia	2,716
Maryland	2,534	Washington	872
Massachusetts	63,568	West Virginia	70
Michigan	811	Wisconsin	506
Minnesota	629	Wyoming	41
Mississippi	42	Total U.S.	133,671
Missouri	502	Foreign Nations	3,003
Montana	80	Unknown	1,312
Nebraska	130	Total Alumni	137,986

*California, New York, and Washington, D.C. include APO addresses
Data as of September 2003
Source: Information Services, University Relations.

Summary

Total Massachusetts	63,568
Other New England States	
Connecticut	7,185
Maine	1,981
New Hampshire	3,603
Rhode Island	2,835
Vermont	755
Total Other New England States	16,359
Total New England	79,927
Total Outside New England	58,059
Total Alumni	137,986

ALUMNI BY REGION 2003



Great Lakes Area: IL, MI, MN, OH, WI

Mid-Atlantic Area: DE, D.C., MD, PA, VA, WV

Midwest: IA, IN, KS, NO, NB

South & Southeast: AL, AR, GL, GA, KY, LA, MS, NC, SC, TN

West & Southwest: AZ, CO, ID, MT, NV, NM, ND, OK, SD, TX, UT, WY

LIVING ALUMNI

By Primary School and Class, Fall 2003

Class	A&S	Ed.	Mgt.	Nursing	*Adv Stds	Newton College	Grad. A&S	Grad. Mgt.	**Grad Ed.	**Grad Nurs.	Grad AdvStds	Social Work	Weston Law	Weston Theo.	Hon. Deg.	***EX Alum.	Total
1920	1	-	-	-	-	-	-	-	-	-	-	-	-	-	-	-	1
1921	-	-	-	-	-	-	-	-	-	-	-	-	-	-	-	-	0
1922	-	-	-	-	-	-	-	-	-	-	-	-	-	-	-	-	0
1923	-	-	-	-	-	-	-	-	-	-	-	-	-	-	-	2	2
1924	-	-	-	-	-	-	-	-	-	-	-	-	-	-	-	-	0
1925	1	-	-	-	-	-	-	-	-	-	-	-	-	-	-	0	1
1926	1	-	-	-	-	-	-	-	-	-	-	-	-	2	-	1	4
1927	3	-	-	-	-	-	3	-	-	-	-	-	-	3	-	-	9
1928	5	-	-	-	-	-	-	-	-	-	-	-	-	2	-	1	8
1929	6	-	-	-	-	-	1	-	-	-	-	-	-	-	-	3	10
1930	8	-	-	-	-	-	5	-	-	-	-	-	-	1	-	3	17
1931	15	-	-	-	1	-	2	-	-	-	-	-	-	0	-	5	23
1932	11	-	-	-	1	-	4	-	-	-	-	-	-	2	-	7	25
1933	24	-	-	-	1	-	6	-	-	-	-	-	-	2	-	2	35
1934	34	-	-	-	5	-	5	-	-	-	-	-	3	2	-	11	60
1935	36	-	-	-	8	-	10	-	-	-	-	-	6	2	-	8	70
1936	38	-	-	-	9	-	6	-	-	-	-	-	-	1	1	4	59
1937	57	-	-	-	7	-	5	-	-	-	-	-	10	1	1	11	92
1938	51	-	-	-	9	-	6	-	-	-	-	5	5	-	-	9	85
1939	86	-	-	-	8	-	10	-	-	-	-	4	10	1	-	20	139
1940	99	-	-	-	4	-	6	-	-	-	-	6	5	0	-	9	129
1941	82	-	-	-	14	-	9	-	-	-	-	4	6	-	-	6	121
1942	96	-	13	-	11	-	11	-	-	-	-	5	1	1	-	16	154
1943	106	1	25	-	15	-	5	-	-	-	-	5	7	-	-	22	186
1944	79	-	31	-	7	-	2	-	-	-	-	3	4	1	-	24	151
1945	73	-	16	-	8	-	3	-	-	-	-	5	2	1	-	86	194
1946	11	-	0	-	13	-	10	-	-	-	-	7	8	-	-	24	73
1947	72	-	14	-	7	-	16	-	-	-	-	18	9	3	-	26	165
1948	100	-	44	-	11	-	18	-	-	-	-	18	16	2	-	2	211
1949	259	-	58	16	26	-	30	-	-	-	-	17	33	2	-	10	451
1950	570	-	197	23	16	24	41	-	-	-	-	20	50	7	-	21	969
1951	558	-	237	28	38	25	55	-	-	-	-	17	60	4	1	34	1,057
1952	363	-	234	54	37	26	41	-	-	-	-	19	50	1	-	26	851
1953	320	-	198	62	38	34	79	-	-	-	-	25	38	1	5	26	826
1954	261	-	185	85	44	19	96	-	-	-	-	23	39	2	4	62	820
1955	239	-	175	105	55	34	90	-	-	-	-	19	33	4	2	21	777
1956	265	123	239	99	58	34	86	-	-	-	-	23	46	6	4	54	1,037
1957	276	89	222	105	46	47	81	-	-	-	-	20	46	4	3	54	993
1958	323	121	284	147	53	53	107	-	-	-	-	17	48	3	6	84	1,246
1959	332	108	300	136	62	72	94	-	-	-	-	23	57	11	1	76	1,272
1960	288	124	308	186	108	93	159	1	1	-	-	28	52	16	3	28	1,395
1961	255	81	258	146	59	96	132	6	-	-	-	31	67	32	2	25	1,190
1962	300	122	226	167	77	120	86	17	-	-	-	36	78	22	4	40	1,295
1963	447	164	309	154	54	137	223	27	-	-	-	27	70	24	2	35	1,673
1964	450	173	327	124	68	180	191	22	-	-	-	43	75	27	4	47	1,731
1965	413	173	337	141	71	131	212	28	-	-	-	46	97	35	3	46	1,733

LIVING ALUMNI By Primary School and Class, Fall 2003 (Continued)

Class	A&S	Ed.	Mgt.	Nursing	*Adv Stds	Newton College	Grad. A&S	Grad. Mgt.	**Grad Ed.	**Grad Nurs.	Grad AdvStds	Social Work	Weston Law	Hon. Theo.	Hon. Deg.	***EX Alum.	Total
1966	425	173	328	198	60	154	234	34	-	-	-	47	107	34	5	38	1,837
1967	446	188	363	174	68	143	388	47	-	-	-	52	89	27	2	42	2,029
1968	531	273	404	137	54	183	345	46	-	-	-	47	110	27	4	42	2,203
1969	521	235	392	114	77	183	476	34	1	1	-	46	133	32	2	53	2,300
1970	516	225	344	142	82	203	454	97	-	1	-	55	108	1	5	40	2,273
1971	515	275	375	157	62	172	492	70	-	-	-	84	136	0	4	45	2,387
1972	609	281	386	134	70	239	539	58	1	-	-	83	171	19	3	52	2,645
1973	605	249	317	151	69	235	482	59	2	-	-	77	190	-	3	35	2,474
1974	947	320	375	151	76	202	396	59	2	-	-	93	200	-	4	37	2,862
1975	899	289	319	202	95	207	519	69	1	-	-	104	172	-	6	11	2,893
1976	1,137	356	487	219	75	4	556	74	1	0	-	99	200	-	4	6	3,218
1977	1,021	293	446	162	70	-	408	68	-	1	-	100	217	-	3	9	2,798
1978	1,209	253	455	167	91	-	467	75	-	-	-	88	191	-	1	2	2,999
1979	1,097	217	501	197	100	-	436	107	-	-	-	109	215	-	3	7	2,989
1980	1,179	171	469	202	93	-	469	116	-	-	-	116	223	-	2	2	3,042
1981	1,171	206	560	173	91	-	483	122	-	-	-	87	233	-	2	6	3,134
1982	1,240	194	555	175	104	-	509	120	-	1	-	90	207	-	2	9	3,206
1983	1,257	168	559	184	131	-	406	113	-	-	-	131	225	-	3	2	3,179
1984	1,364	143	539	140	123	-	352	123	-	-	-	114	232	-	3	7	3,140
1985	1,153	141	576	140	134	-	412	134	-	-	-	94	259	-	5	5	3,053
1986	1,251	151	582	149	129	-	417	134	-	-	-	125	220	-	6	3	3,167
1987	1,299	141	571	139	126	-	417	122	-	-	-	116	241	-	1	3	3,176
1988	1,296	160	541	123	92	-	453	185	1	2	-	114	231	-	5	2	3,205
1989	1,407	181	538	88	107	-	439	182	-	-	-	118	220	-	2	9	3,291
1990	1,388	168	506	87	135	-	507	189	-	1	-	104	210	-	6	6	3,307
1991	1,341	153	583	77	167	-	476	223	1	1	-	111	268	-	2	3	3,406
1992	1,533	192	592	79	190	-	560	268	2	1	-	126	230	-	2	5	3,780
1993	1,302	186	500	108	146	-	556	245	2	1	-	158	267	-	1	2	3,474
1994	1,257	192	526	96	147	-	513	207	66	39	-	159	253	-	4	4	3,463
1995	1,416	188	602	89	127	-	159	196	229	54	-	186	253	-	3	2	3,504
1996	1,305	277	551	122	116	-	251	293	174	50	-	168	237	-	4	2	3,550
1997	1,363	158	635	76	134	-	205	173	309	55	-	206	241	-	2	3	3,560
1998	1,378	205	579	80	128	-	198	268	267	35	14	205	245	-	4	2	3,608
1999	1,210	180	564	50	96	-	202	288	272	33	38	189	230	-	5	5	3,362
2000	1,393	224	654	67	107	-	186	289	291	48	47	164	248	-	4	12	3,734
2001	1,382	198	569	45	97	-	177	255	280	46	34	165	222	-	3	2	3,475
2002	1,345	193	560	62	92	-	174	327	253	38	23	143	237	-	3	4	3,454
2003	1,440	176	514	42	87	-	160	319	270	41	39	134	238	-	-	9	3,469
Total	49,162	9,252	23,154	6,676	4,997	3,050	16,819	5,889	2,426	449	195	4,921	8,940	368	169	1,519	137,986

*Formerly called the Evening College

**Prior to June 1994, graduate degrees in Education and Nursing were granted by the Graduate School of Arts & Sciences

***Ex Alumni are individuals who attended Boston College without graduating

Note: Alumni who received more than one degree from Boston College are counted by their primary (or first received) degree only

Data as of September 2003

Source: Information Services, University Relations

LIVING ALUMNI

By Gender and Class, Fall 2003

Class	Women	Men	Total	Class	Women	Men	Total
1920	-	1	1	1962	501	794	1,295
1921	-	0	0	1963	613	1,060	1,673
1922	-	0	0	1964	629	1,102	1,731
1923	-	2	2	1965	578	1,155	1,733
1924	-	0	0	1966	693	1,144	1,837
1925	-	1	1	1967	745	1,284	2,029
1926	-	4	4	1968	794	1,409	2,203
1927	3	6	9	1969	860	1,440	2,300
1928	-	8	8	1970	930	1,343	2,273
1929	1	9	10	1971	972	1,415	2,387
1930	4	13	17	1972	1,083	1,562	2,645
1931	3	20	23	1973	1,072	1,402	2,474
1932	2	23	25	1974	1,342	1,520	2,862
1933	7	28	35	1975	1,559	1,334	2,893
1934	9	51	60	1976	1,657	1,561	3,218
1935	17	53	70	1977	1,529	1,269	2,798
1936	12	47	59	1978	1,535	1,464	2,999
1937	8	84	92	1979	1,648	1,341	2,989
1938	14	71	85	1980	1,692	1,350	3,042
1939	17	122	139	1981	1,748	1,386	3,134
1940	14	115	129	1982	1,857	1,349	3,206
1941	18	103	121	1983	1,939	1,240	3,179
1942	15	139	154	1984	1,813	1,327	3,140
1943	19	167	186	1985	1,823	1,230	3,053
1944	10	141	151	1986	1,863	1,304	3,167
1945	17	177	194	1987	1,935	1,241	3,176
1946	22	51	73	1988	1,880	1,325	3,205
1947	30	135	165	1989	1,955	1,336	3,291
1948	31	180	211	1990	1,900	1,407	3,307
1949	67	384	451	1991	1,960	1,446	3,406
1950	96	873	969	1992	2,103	1,677	3,780
1951	118	939	1,057	1993	2,026	1,448	3,474
1952	128	723	851	1994	1,933	1,530	3,463
1953	181	645	826	1995	1,999	1,505	3,504
1954	200	620	820	1996	1,933	1,617	3,550
1955	227	550	777	1997	1,964	1,596	3,560
1956	327	710	1,037	1998	2,047	1,561	3,608
1957	287	706	993	1999	1,888	1,474	3,362
1958	400	846	1,246	2000	2,096	1,638	3,734
1959	377	895	1,272	2001	1,919	1,556	3,475
1960	526	869	1,395	2002	1,898	1,556	3,454
1961	426	764	1,190	2003	1,917	1,552	3,469
				Total	68,461	69,525	137,986

Data as of September 2003

Source: Information Services, University Relations

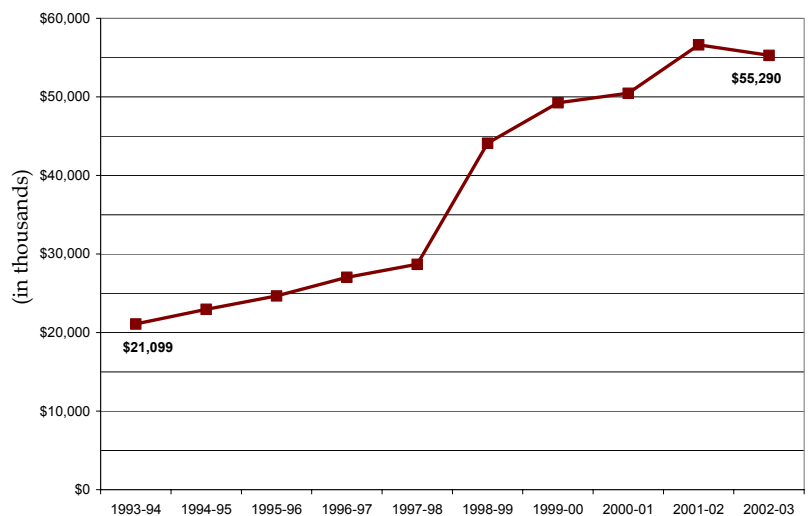
GIFTS TO THE UNIVERSITY*

Total Private Gift Support

Source	1998-99	1999-00	2000-01	2001-02	2002-03
Alumni	\$24,349,758	\$28,696,709	\$26,223,497	\$29,222,612	\$31,147,060
Parents	\$3,438,902	\$6,835,370	\$7,035,953	\$11,046,981	\$8,011,022
Friends	\$1,902,345	\$4,043,306	\$3,256,754	\$2,685,530	\$3,893,493
Corporations	\$5,924,441	\$3,739,139	\$4,985,249	\$4,805,765	\$5,808,748
Matching Gifts	\$1,259,289	\$1,595,223	\$1,576,392	\$1,657,407	\$1,583,587
Foundations	\$6,653,338	\$3,849,652	\$5,958,352	\$5,778,952	\$4,035,535
Associations	\$578,900	\$485,798	\$1,423,317	\$1,429,344	\$810,845
Total Gifts	\$44,106,973	\$49,245,197	\$50,459,514	\$56,626,591	\$55,290,290

*Gifts represent cash received during the fiscal year which runs from June 1 to May 31. Data as of June, 2003
Source: Information Services, University Relations.

TOTAL PRIVATE GIFT SUPPORT FY94 THROUGH FY03



**IN THE PAST 10 YEARS,
GIFTS FROM ALUMNI
HAVE INCREASED
230%.**

INDIVIDUAL DONORS* By Giving Club

Giving Club	Level of Gift	1998-99	1999-00	2000-01	2001-02	2002-03
Gasson Society	\$10,000+	381	505	589	626	652
President's Circle	\$5,000-\$9,999	488	495	495	500	515
FIDES Patron	\$2,500-\$4,999	319	391	511	548	621
FIDES	\$1,000-\$2,499	2,036	2,159	2,454	2,408	2,344
Tower Builders	\$500-\$999	1,320	1,487	1,548	1,507	1,897
John Bapst Associates	\$250-\$499	2,005	2,683	3,302	3,086	3,071
McElroy Associates	\$100-\$249	7,326	7,231	8,285	8,361	8,961
Other Annual Fund	\$1-\$99	19,804	14,686	15,597	15,515	17,924
Total Individual Donors		33,679	29,637	32,781	32,551	35,985

*Includes alumni, parents, and friends. Excludes corporations and foundations.

Note: Includes donors who qualify for Fides and President's Circle through the Young Fides and Matching Gift Programs.

Data as of June 2003

Source: Information Services, University Relations.

ALUMNI DONORS

By Primary Schools and Class, 2002-2003

Class	A&S	Ed.	Mgt.	Nursing	Adv Stds.	Newton College	*Grad A&S	Grad Mgt.	*Grad Ed.	*Grad Nurs.	Grad AdvStds.	Social Work	Law	Weston Theo.	Hon. Degrees	**EX Alumni	Total
1924	1	-	-	-	-	-	-	-	-	-	-	-	-	-	-	-	1
1925	-	-	-	-	-	-	-	-	-	-	-	-	-	-	-	-	0
1926	-	-	-	-	-	-	-	-	-	-	-	-	-	-	-	-	0
1927	-	-	-	-	-	-	-	-	-	-	-	-	-	-	-	-	0
1928	1	-	-	-	-	-	-	-	-	-	-	-	-	-	-	-	1
1929	2	-	-	-	-	-	-	-	-	-	-	-	-	-	-	-	2
1930	3	-	-	-	-	-	-	-	-	-	-	-	-	-	-	-	3
1931	1	-	-	-	-	-	-	-	-	-	-	-	-	-	-	-	1
1932	3	-	-	-	-	-	-	-	-	-	-	-	-	-	-	1	4
1933	3	-	-	-	-	-	-	-	-	-	-	-	-	-	-	1	4
1934	10	-	-	-	1	-	-	-	-	-	-	-	-	-	-	2	13
1935	10	-	-	-	-	-	1	-	-	-	-	-	-	-	-	-	11
1936	14	-	-	-	-	-	-	-	-	-	-	-	-	-	-	-	14
1937	17	-	-	-	1	-	-	-	-	-	-	-	2	-	-	1	21
1938	17	-	-	-	-	-	-	-	-	-	-	1	1	-	-	1	20
1939	30	-	-	-	1	-	1	-	-	-	-	2	4	-	-	2	40
1940	42	-	-	-	-	-	-	-	-	-	-	2	1	-	-	3	48
1941	26	-	-	-	1	-	1	-	-	-	-	3	3	-	-	2	36
1942	35	-	5	-	2	-	-	-	-	-	-	3	1	-	-	2	48
1943	33	1	12	-	2	-	1	-	-	-	-	1	3	-	-	6	59
1944	31	-	14	-	-	-	-	-	-	-	-	1	-	-	-	5	51
1945	41	-	8	-	-	-	-	-	-	-	-	1	-	-	-	13	63
1946	2	-	-	-	-	-	1	-	-	-	-	-	1	-	-	3	7
1947	19	-	4	-	2	-	3	-	-	-	-	7	1	-	-	9	45
1948	34	-	17	-	3	-	2	-	-	-	-	9	5	-	-	-	70
1949	103	-	18	3	5	-	3	-	-	-	-	-	13	-	-	1	146
1950	189	-	74	6	1	8	11	-	-	-	-	5	14	-	-	5	313
1951	207	-	87	5	9	5	12	-	-	-	-	4	16	-	-	9	354
1952	132	-	83	16	5	5	5	-	-	-	-	4	20	-	-	5	275
1953	143	-	92	24	11	6	18	-	-	-	-	5	12	-	-	2	313
1954	94	-	66	26	12	7	26	-	-	-	-	7	14	-	-	6	258
1955	91	-	57	32	16	2	18	-	-	-	-	4	7	-	-	3	230
1956	92	48	65	31	15	6	14	-	-	-	-	8	11	1	-	13	304
1957	91	34	59	32	12	14	13	-	-	-	-	2	18	1	-	6	282
1958	83	44	87	43	9	15	22	-	-	-	-	6	17	-	1	8	335
1959	100	36	78	48	15	15	14	-	-	-	-	9	12	1	-	3	331
1960	97	43	91	60	22	25	29	-	-	-	-	9	16	1	-	2	395
1961	69	26	80	49	15	23	29	3	-	-	-	9	18	1	-	4	326
1962	75	33	61	44	11	21	14	4	-	-	-	8	26	-	-	9	306
1963	128	53	83	42	14	29	36	6	-	-	-	8	27	1	-	5	432
1964	141	54	100	43	12	43	30	5	-	-	-	15	20	1	-	5	469
1965	111	56	87	40	9	26	35	4	-	-	-	16	23	2	-	6	415
1966	143	48	85	62	17	29	53	13	-	-	-	11	31	2	-	1	495
1967	142	52	102	53	18	33	52	7	-	-	-	10	39	3	-	4	515
1968	169	86	96	34	12	45	61	14	-	-	-	12	31	1	1	4	566
1969	158	66	113	40	20	45	76	11	-	-	-	17	55	-	-	4	605

ALUMNI DONORS

By Primary Schools and Class, 2002-2003 (Continued)

Class	A&S	Ed.	Mgt.	Nursing	Adv Stds.	Newton College	*Grad A&S	Grad Mgt.	*Grad Ed.	*Grad Nurs.	Grad AdvStds.	Social Work	Law	Weston Theo.	Hon. Degrees	**EX Alumni	Total
1970	155	71	100	42	17	48	70	17	-	-	-	10	36	-	-	1	567
1971	151	93	114	51	11	44	94	14	-	-	-	17	48	-	-	4	641
1972	181	84	94	38	11	43	104	16	-	-	-	22	60	1	-	7	661
1973	168	84	88	49	14	40	93	15	-	-	-	18	59	-	-	2	630
1974	320	88	102	47	19	52	86	15	-	-	-	18	64	-	-	5	816
1975	253	80	89	69	14	41	86	16	-	-	-	22	59	-	-	1	730
1976	307	93	147	64	11	1	83	22	-	-	-	25	66	-	-	1	820
1977	263	81	145	54	22	-	66	13	-	-	-	21	87	-	-	-	752
1978	312	60	146	43	12	-	93	25	-	-	-	10	66	-	-	-	767
1979	307	55	175	59	20	-	64	35	-	-	-	37	82	-	-	-	834
1980	317	53	155	64	18	-	86	32	-	-	-	21	62	-	-	-	808
1981	332	62	177	66	20	-	83	31	-	-	-	19	89	-	-	-	879
1982	345	42	174	47	36	-	70	26	-	-	-	21	70	-	-	1	832
1983	324	38	173	46	28	-	69	24	-	-	-	26	54	-	-	-	782
1984	320	32	169	27	29	-	57	28	-	-	-	22	78	-	-	1	763
1985	271	35	166	38	32	-	63	20	-	-	-	14	73	-	-	1	713
1986	313	32	164	40	25	-	59	28	-	-	-	15	72	-	1	-	749
1987	304	35	183	25	27	-	52	29	-	-	-	14	81	-	-	1	751
1988	250	37	139	30	20	-	61	36	-	-	-	19	58	-	-	-	650
1989	284	45	132	19	25	-	55	35	-	-	-	15	60	-	-	2	672
1990	287	33	132	13	18	-	78	36	-	-	-	17	58	-	-	1	673
1991	284	33	122	11	29	-	59	47	-	-	-	18	79	-	-	-	682
1992	265	35	118	17	30	-	73	63	-	-	-	16	56	-	-	1	674
1993	202	35	96	14	23	-	76	44	-	-	-	15	69	-	-	-	574
1994	185	35	89	13	16	-	65	33	9	6	-	14	67	-	-	1	533
1995	207	28	106	15	25	-	15	39	23	11	-	22	55	-	-	-	546
1996	196	29	99	16	17	-	20	43	30	14	-	15	40	-	-	-	519
1997	193	24	95	11	20	-	28	28	36	6	-	11	45	-	-	-	497
1998	194	30	81	18	26	-	23	38	22	4	-	18	41	-	-	-	495
1999	153	18	72	7	14	-	20	32	21	4	7	18	41	-	-	-	407
2000	161	24	95	8	10	-	10	30	27	5	9	7	26	-	-	1	413
2001	167	26	82	6	15	-	16	27	20	7	1	24	63	-	1	-	455
2002	204	32	89	13	13	-	15	21	19	5	7	14	25	-	1	2	460
2003	553	59	213	14	12	-	1	80	1	-	8	1	7	-	-	4	953
Total	11,661	2,321	6,045	1,827	952	671	2,574	1,105	208	62	32	795	2,458	16	5	193	30,925

*Prior to June 1994, graduate degrees in Education and Nursing were granted by the Graduate School of Arts & Sciences.

**EX Alumni are individuals who attended Boston College without graduating.

Notes: Alumni who received more than one degree from Boston College are counted by their primary degree only. These figures include donors with soft dollar credit. Deceased alumni are included.

Data as of July 2003

Source: Information Services, University Relations.

BUILDINGS RELATED TO BOSTON COLLEGE OPERATIONS

Location and Primary Use, Spring 2003

Name	Location	Primary Use	Date Constructed or Acquired	Gross Square Footage ¹
Alumni House.....	885 Centre St.....	Administrative.....	1974.....	15,638
Alumni Stadium.....	2604 Beacon St.....	Sports.....	1957.....	464,347
Bapst Library.....	Middle Campus.....	Library.....	1928.....	69,623
Barat House.....	885 Centre St.....	Jesuit Res & Admin.....	1974.....	25,392
Bea House ²	176 Commonwealth Ave.....	Jesuit Residence.....	1965.....	4,685
Botolph House.....	18 Old Colony Rd.....	Administrative.....	1967.....	7,136
Bourneuf House.....	84 College Rd.....	Administrative.....	1985.....	4,460
Thea Bowman AHANA Center.....	72 College Rd.....	Administrative.....	1970.....	3,528
Brock House.....	78 College Rd.....	Administrative.....	1972.....	4,146
Campion Hall.....	Middle Campus.....	Academic & Administrative.....	1955.....	112,491
Canisius House ²	67 Lee Rd.....	Jesuit Residence.....	1966.....	3,761
Carney Hall.....	Middle Campus.....	Academic & Administrative.....	1962.....	101,059
Cheverus Hall.....	127 Hammond St.....	Student Residence.....	1960.....	32,102
Claver Hall.....	40 Tudor Rd.....	Student Residence.....	1955.....	16,702
Connolly Carriage House.....	300 Hammond St.....	Academic.....	1975.....	7,035
Connolly Faculty Center.....	300 Hammond St.....	Academic.....	1975.....	13,799
Silvio O. Conte Forum.....	2601 Beacon St.....	Sports & Administrative.....	1988.....	270,509
Cottage and Garages.....	885 Centre St.....	Residence.....	1974.....	4,342
Cushing Hall.....	Middle Campus.....	Academic & Administrative.....	1960.....	65,141
Cushing House.....	885 Centre St.....	Student Residence.....	1974.....	25,709
Daly House ²	262 Beacon St.....	Jesuit Residence.....	1981.....	5,584
Devlin Hall.....	Middle Campus.....	Academic & Administrative.....	1924.....	90,823
Dining Hall Lower Campus.....	60 St. Thomas More Rd.....	Student Services.....	1994.....	63,736
Donaldson House.....	90 College Rd.....	Administrative.....	1975.....	3,910
Duchesne East/West.....	885 Centre St.....	Student Residence.....	1974.....	53,513
Edmonds Hall.....	200 St. Thomas More Dr.....	Student Residence.....	1975.....	245,078
Faber House.....	102 College Rd.....	Academic.....	1938.....	3,081
Fenwick Hall.....	46 Tudor Rd.....	Student Residence.....	1960.....	49,087
Fitzpatrick Hall.....	137 Hammond St.....	Student Residence.....	1960.....	49,388
Wm. J. Flynn Student Recreation Complex.....	2603 Beacon St.....	Sports & Administrative.....	1972.....	118,265
Fulton Hall.....	Middle Campus.....	Academic & Administrative.....	1948.....	126,088
Gabelli Hall.....	80 Commonwealth Ave.....	Student Residence.....	1988.....	69,844
Gasson Hall.....	Middle Campus.....	Academic & Administrative.....	1913.....	72,638
Gonzaga Hall.....	149 Hammond St.....	Student Residence.....	1958.....	43,614
Greycliff Hall.....	2051 Commonwealth Ave.....	Student Residence.....	1969.....	12,318
Haley House.....	314 Hammond St.....	Academic & Administrative.....	1969.....	9,294
Haley Carriage House.....	47 Stone Ave.....	Child Care Center.....	1969.....	5,081
Hardey House.....	885 Centre St.....	Student Residence.....	1974.....	40,152
Heffernan House.....	110 College Rd.....	Administrative.....	1997.....	4,756
Higgins Hall.....	Middle Campus.....	Academic & Administrative.....	1966.....	234,722
Hopkins House.....	116 College Rd.....	Administrative.....	1968.....	4,274
Hovey House.....	258 Hammond St.....	Academic & Administrative.....	1971.....	11,148
Ignacio Hall.....	100 Commonwealth Ave.....	Student Res/ Administrative.....	1973.....	121,542
Kenny-Cottle Library.....	885 Centre St.....	Library.....	1974.....	53,014
Keyes North /South.....	885 Centre St.....	Student Residence.....	1974.....	65,266
Kostka Hall.....	149 Hammond St.....	Student Residence.....	1957.....	30,704
Law East Wing.....	885 Centre St.....	Academic.....	1999.....	49,109
Law Library.....	885 Centre St.....	Library.....	1996.....	83,017
Lawrence House.....	122 College Rd.....	Administrative.....	1968.....	3,681
Loyola Hall.....	42 Tudor Rd.....	Student Residence.....	1955.....	23,348
Lyons Hall.....	Middle Campus.....	Academic & Administrative.....	1951.....	84,111
Manresa House & Garage ³	188 Beacon St.....	Academic.....	1989.....	5,774
Mary House.....	885 Centre St.....	Academic & Administrative.....	1974.....	4,326
McElroy Commons.....	Middle Campus.....	Student Services & Admin.....	1960.....	126,669
McElroy Switch House.....	Middle Campus.....	Administrative.....	1960.....	1,049
McGuinn Hall.....	Middle Campus.....	Academic & Administrative.....	1968.....	143,310
Medeiros Townhouses.....	60 Tudor Rd.....	Student Residence.....	1971.....	22,568
Eugene F. Merkert Chemistry Center.....	2609 Beacon St.....	Academic & Administrative.....	1991.....	116,601
Merkert Trailer.....	Middle Campus.....	Academic.....	1998.....	3,008

Name	Location	Primary Use	Date Constructed or Acquired	Gross Square Footage ⁽¹⁾
Mill Street Cottage	29 Mill St	Residence	1974	2,879
Modular Apartments	Lower Campus	Student Residence	1970	101,492
Murray House	292 Hammond St	Commuter Center	1967	8,490
Murray Carriage House	292 Hammond St	Academic	1967	2,618
O'Connell House	185 Hammond St	Student Union	1938	32,007
Thomas P. O'Neill, Jr. Library	Middle Campus	Central Research Library	1984	206,910
Parking Garage	2599 Beacon St	General Parking Facility	1979	279,796
Parking Garage (New)	40 St. Thomas More Rd	General Parking Facility	1994	328,972
Quonset Hut	885 Centre St	Gymnasium	1974	5,964
Rahner House	96 College Rd	Administrative	1952	2,799
Roberts House & Garage ³	246 Beacon St	Jesuit Residence	1989	8,583
Robsham Theater Arts Center	50 St Thomas More Rd	Student Services & Acad	1981	31,614
Roncalli Hall	200 Hammond St	Student Residence	1965	40,674
Rubenstein Hall	90 Commonwealth Ave	Student Residence	1973	123,739
Service Building	Middle Campus	Academic & Administrative	1948	33,718
Shaw House	372 Beacon St	Student Residence	1962	9,494
Commander Shea Field	2605 Beacon St	Baseball/Soccer Field	1960	
Southwell Hall	38 Commonwealth Ave	Administrative	1937	12,338
St. Ignatius Maintenance Building	Middle Campus	Administrative	1993	2,372
St. Mary's Hall ²	Middle Campus	Jesuit Residence	1917	135,721
St. Thomas More Hall	2150 Commonwealth Ave	Administrative	1955	64,584
Stuart House and the James W. Smith Wing	885 Centre St	Academic & Administrative	1974	104,884
Trinity Chapel (Newton)	885 Centre St	Chapel	1974	20,578
Vanderslice Hall	70 St. Thomas More Rd	Student Residence	1993	119,492
Vouté Hall	110 Commonwealth Ave	Student Residence	1988	87,189
Michael P. Walsh Hall	150 St. Thomas More Rd	Student Res. & Dining Facility	1980	205,805
Waul House	256 Hammond St	Administrative	2000	16,407
Welch Hall	182 Hammond St	Student Residence	1965	40,724
Weston Observatory	Weston, MA	Research & Administrative	1948	22,182
Williams Hall	144 Hammond St	Student Residence	1965	40,738
Xavier Hall	44 Tudor Rd	Student Residence	1955	16,706
--	2 Boston Rd Property	TBD	2000	16,591
--	4 Quincy Rd	Residence	2002	4,801
--	11 Chestnut Hill Rd	Residence	2000	5,334
--	14 Mayflower Rd	Administrative	1998	5,245
--	21 Campanella Way	Academic & Administrative	2002	154,506
--	22 Stone Ave	Administrative	1999	4,632
--	24 Quincy Rd	Academic	1998	4,317
--	25 Lawrence Ave	Administrative	1993	5,180
--	30 Quincy Rd	Jesuit Residence	1999	4,534
--	31 Lawrence Ave	Academic	1979	5,105
--	31 Lawrence Ave Garage	Administrative	1996	1,985
--	32 Mayflower Rd	Residence	2002	4,833
--	36 College Rd	Administrative	1974	3,766
--	40 Old Colony Rd	Residence	2001	6,400
--	42 St. Stephens Green	Administrative	2000	6,610
--	43 St. Stephens Green	Administrative	2000	6,473
--	50 College Rd	Administrative	1996	4,303
--	55 Lee Rd	Administrative	1978	7,363
--	66 Commonwealth Ave	Student Residence & Admin	1989	58,779
--	66 Lee Rd	Residence	1999	2,510
--	90 St. Thomas More Rd	Student Residence	1993	110,487
--	130 Beacon St	Residence	2002	9,340
--	142 Beacon St	Administrative	1997	3,446
--	194 Beacon St	Academic	1996	5,628
--	350 Beacon St	Residence	2001	3,329
Total Gross Square Footage ⁽⁴⁾				6,045,705

¹GSF excludes all void areas such as "open to below" atrium type space; ²Property leased to the Jesuit Community of Boston College; ³Property owned by the Jesuit Community of Boston College; ⁴Total GSF excludes Manresa & Roberts.

Note: the above statistics exclude properties leased to Boston College. Statistics include only properties owned by Boston College as of May 31, 2003.

Source: Office of Space Management

BOSTON COLLEGE PROPERTIES

Spring 2003

	Building Gross Square Footage	Acres		Building Gross Square Footage	Acres
UPPER CAMPUS			OUTLYING PROPERTIES		
Roncalli, Welch and Williams Halls	122,136	3.1	Newton		
O'Connell House and Upper Campus Dormitories	325,720	10.9	130 Beacon St	9,340	0.3
Total Upper Campus	447,856	14.0	142 Beacon St	3,446	0.2
MIDDLE CAMPUS			194 Beacon St	5,628	0.3
Area bounded by Beacon St, Lower Campus Rd, College Rd and Commonwealth Ave - including the Ignacio and Rubenstein Residence Halls, 66 Commonwealth Ave Residence Hall, Gabelli Hall, Vouté Hall, Southwell Hall, and the Merkert Chemistry Center			262 Beacon St (Daly House)	5,584	0.5
4 Quincy Rd	4,801	0.3	256 Hammond St (Waul House)	16,407	1.1
14 Mayflower Rd	5,245	0.2	258 Hammond St (Hovey House)	11,148	3.4
18 Old Colony Rd (Botolph House)	7,136	0.4	292 Hammond St (Murray House & Carriage House)	11,108	0.8
24 Quincy Rd	4,317	0.2	300 Hammond St (Connolly House & Carriage House)	20,834	1.6
30 Quincy Rd	4,534	0.2	314 Hammond St (Haley House)	9,294	0.8
32 Mayflower Rd	4,833	0.2	350 Beacon St	3,329	0.3
36 College Rd	3,766	0.2	11 Chestnut Hill Rd	5,334	0.3
40 Old Colony Rd	6,400	0.2	22 Stone Avenue	4,632	0.2
50 College Rd	4,303	0.2	47 Stone Avenue (Haley Carriage House)	5,081	0.5
72 College Rd (Thea Bowman AHANA Ctr)	3,528	0.2	25 Lawrence Avenue (House & Garage)	5,180	0.2
78 College Rd (Brock House)	4,146	0.1	31 Lawrence Avenue (House & Garage)	7,090	0.3
84 College Rd (Bourneuf House)	4,460	0.2	55 Lee Rd	7,363	0.4
90 College Rd (Donaldson House)	3,910	0.2	66 Lee Rd	2,510	0.4
96 College Rd (Rahner House)	2,799	0.1	67 Lee Rd (Canisius House)	3,761	0.2
102 College Rd (Faber House)	3,081	0.2	137,069	11.8	
110 College Rd (Heffernan House)	4,756	0.1	Boston		
116 College Rd (Hopkins House)	4,274	0.1	2051 Commonwealth Ave (Greycliff Hall)	12,318	0.1
122 College Rd (Lawrence House)	3,681	0.1	Topsfield		
176 Commonwealth Ave (Bea House)	4,685	0.2	2 Boston Rd Property	16,591	68.8
Total Middle Campus	2,284,140	46.8	Weston		
LOWER CAMPUS			Weston Observatory	22,182	19.4
St Thomas More Road (excluding MDC Property) --	2,494,099	52.7	Dublin, Ireland		
2150 Commonwealth Ave (St Thomas More Hall)	64,584	3.4	42 St Stephens Green	6,610	0.1
Total Lower Campus	2,558,683	56.1	43 St Stephens Green	6,473	0.1
Total Chestnut Hill Campus			Total Outlying Properties	201,243	100.3
	5,290,679	116.9	TOTAL PROPERTIES		
NEWTON CAMPUS			OWNED BY BOSTON COLLEGE	6,045,705	257.5
	553,783	40.3			
Total Chestnut Hill and Newton Campuses					
	5,844,462	157.2			

Note: These figures exclude leased properties adjacent to the main campus owned and utilized by the Jesuit Community of Boston College (Manresa House and garage [188 Beacon Street] 5,774 GSF - 0.2 acres; Roberts House and garage [246 Beacon Street] 8,583 GSF - 0.6 acres). Statistics as of May 31, 2003.
Source: Space Management

SUMMARY OF BUILDING USE

Spring 2003

Building Use	Number of Buildings
Student Residence ⁽¹⁾	28
Administrative	24
Academic and Administrative ⁽²⁾	27
Jesuit Residence ⁽³⁾	5
Miscellaneous Use ⁽⁴⁾	28
Total	112

⁽¹⁾ Keyes North and South = 1; Duchesne East and West = 1; Modulars = 1.

⁽²⁾ Includes Weston Observatory.

⁽³⁾ Excludes Manresa House & Roberts House.

⁽⁴⁾ Includes gymnasiums, libraries, student offices, etc. Note: The above statistics exclude leased properties used in University operations. Statistics include only properties owned by Boston College as of May 31, 2003.

Source: Space Management

FACILITY CAPACITIES

Fall 2003

Lecture/Event Facility & Location	Standard Seating	Lecture/Event Facility & Location	Standard Seating
Auditoriums		Athletics	
Cushing Hall 001	185	Alumni Stadium	44,500
Devlin Hall 008	297	Kelley Rink, Conte Forum	9,160
Fulton Hall 511	200	Power Gymnasium, Conte Forum	975
Gasson Hall 305 (Fulton Debate)	99	The Shea Room, Conte Forum	300
Higgins 300	153	Flynn Student Recreation Complex	2,809
Higgins 310	80	Court A	1,500
McGuinn Hall 121	256	Court B	1,309
Merkert Chemistry Center 127	150		
Robsham Theater Arts Center	600		
Stuart Hall 315, Newton Campus	150		
Stuart Hall 411, Newton Campus	100		
Law School East Wing 120, Newton	125		
Law School East Wing 115a, Newton	150		
Law School East Wing 115b, Newton	150		
Law School East Wing 200, Newton	96		
Law School East Wing 400, Newton	96		

Note: All facilities are on the Chestnut Hill campus unless otherwise noted.
University facilities are available for function purposes through the Bureau of Conferences and/or the primary user responsible for the facility. Capacities may vary based on function type to meet safety permit requirements.
Facilities may not be available to all groups.
Sources: Facilities Management and Student Services

CLASSROOMS

Fall 2003

Building	Number of Classrooms	Number of Stations	Building	Number of Classrooms	Number of Stations
Campion Hall	12	555	Law East Wing	5	577
Carney Hall	25	1,097	Lyons Hall	7	316
Cushing Hall	10	689	McGuinn Hall	11	520
Devlin Hall	9	694	Merkert Chemistry Center	3	246
Fulton Hall	19	1,163	O'Neill Library	8	204
Gasson Hall	20	897	Stuart House	9	521
Higgins Hall	9	476	Total	147	7,955

Note: The above statistics exclude leased properties used in University operations. Statistics include only properties owned by Boston College as of May 31, 2003.
Source: Space Management

DINING FACILITIES

Fall 2003

Dining Halls	Location	Function Rooms	Location
Carney's	McElroy Commons	Boston Room	60 St. Thomas More Road
Eagle's Nest Snack Bar	McElroy Commons	Heights Room	60 St. Thomas More Road
Faculty Dining Room	McElroy Commons	Newton Room	60 St. Thomas More Road
Hillside Cafe	21 Campanella Way	Walsh Function Room	Walsh Hall Room 104
Lower Campus Dining Facility	60 St. Thomas More Road	Walsh Function Room	Walsh Hall Room 114
McElroy Cafe	McElroy Commons		
Newton Campus Cafeteria	Stuart House, Newton Campus		
Dining & Law School Commons	Stuart House, Newton Campus		
Welch Dining Hall	Lyons Hall		

Note: All facilities are on the Chestnut Hill campus unless otherwise noted. University facilities are available for function purposes through the Bureau of Conferences. Function rooms may not be available to all groups.
Source: Facilities Management and Dining Service

OFFICES

Fall 2003

<u>Building</u>	<u>Offices</u>	<u>Building</u>	<u>Offices</u>	<u>Building</u>	<u>Offices</u>
Chestnut Hill Campus					
Alumni Stadium	15	McElroy Commons	43	Kenny-Cottle Library	34
Bapst Library	7	McGuinn Hall	186	Law East Wing	42
Botolph House	12	Merkert Chemistry Center	37	Law Library	22
Bourneuf House	9	Merkert Trailer	26	Stuart House	95
Thea Bowman AHANA Center	7	O'Neill Library	89	Newton Campus Subtotal	215
Brock House	7	Rahner House	5	Outlying Properties	
Campion Hall	150	Robsham Theater	11	Connolly Carriage House	1
Carney Hall	229	Rubenstein Hall	25	Connolly Faculty Center	17
Conte Forum	77	Service Building	46	Haley Carriage House	2
Cushing Hall	69	Southwell Hall	26	Haley House	9
Devlin Hall	66	St. Thomas More Hall	130	Hovey House	21
Dining Hall Lower Campus	3	Walsh Hall	14	Hovey House	21
Donaldson House	8	14 Mayflower Hall	9	Manresa House ⁽¹⁾	14
Faber House	6	21 Campanella Way	326	Murray Carriage House	1
Flynn Recreation Center	13	24 Quincy Rd	8	Murray House	3
Fulton Hall	167	36 College Rd	10	Waul House	43
Gasson Hall	63	50 College Rd	7	Weston Observatory	21
Heffernan House	7	66 Commonwealth Ave	15	25 Lawrence Ave	6
Higgins Hall	81	Chestnut Hill Campus Subtotal	2,178	31 Lawrence Ave & Garage	17
Hopkins House	11	Newton Campus		55 Lee Rd	16
Lawrence House	12	Alumni House	13	142 Beacon St	6
Lyons Hall	146	Barat House	9	194 Beacon St	9
				Outlying Properties Subtotal	186
				Total Offices	2,579

Note: The above statistics exclude leased properties used in University operations. Statistics include only properties owned by Boston College as of May 31, 2003, with the exception of Manresa House⁽¹⁾ which is owned by the Jesuit Community.

Source: Space Management

RESIDENCE HALL CAPACITIES*

Fall 2003

Residence Hall	Address	Living			
		Units	Students	Staff*	Total
Chestnut Hill Campus					
Upper Campus					
Cheverus Hall	127 Hammond Street	66	134	3	137
Claver Hall	40 Tudor Road	40	87	1	88
Fenwick Hall	46 Tudor Road	97	204	4	208
Fitzpatrick Hall	137 Hammond Street	88	183	4	187
Gonzaga Hall	149 Hammond Street	99	209	4	213
Kostka Hall	149 Hammond Street	80	160	3	163
Loyola Hall	42 Tudor Road	58	114	3	117
Medeiros Townhouses	60 Tudor Road	51	100	3	103
Roncalli Hall	200 Hammond Street	81	174	4	178
Shaw Hall	372 Beacon Street	7	20	1	21
Welch Hall	182 Hammond Street	92	201	4	205
Williams Hall	144 Hammond Street	81	174	4	178
Xavier Hall	44 Tudor Road	50	99	4	103
		890	1,859	42	1,901
Lower Campus					
Edmond's Hall	200 St Thomas More Road	206	776	16	792
Gabelli Hall	80 Commonwealth Avenue	40	154	2	156
Greycliff Hall	2051 Commonwealth Avenue	30	43	2	45
Ignacio Hall	100 Commonwealth Avenue	64	360	4	364
Modulars	100 St Thomas More Road	76	438	9	447
Rubenstein Hall	90 Commonwealth Avenue	64	354	4	358
Michael P Walsh Hall	150 St Thomas More Road	140	786	16	802
Joseph & Mae Vanderslice Hall	70 St Thomas More Road	61	418	10	428
Vouté Hall	110 Commonwealth Avenue	57	214	4	218
66 Commonwealth Avenue	66 Commonwealth Avenue	125	149	4	153
90 St Thomas More Road	90 St Thomas More Road	60	378	9	387
		923	4,070	80	4,150
Newton Campus					
Cushing House	885 Centre Street	66	119	4	123
Duchesne East	885 Centre Street	67	127	4	131
Duchesne West	885 Centre Street	73	137	4	141
Hardey House	885 Centre Street	98	195	4	199
Keyes North	885 Centre Street	80	147	5	152
Keyes South	885 Centre Street	72	132	4	136
		456	857	25	882
Total		2,269	6,786	147	6,933

*Assistant Directors and Resident Directors are not included. Data as of October 2003. Source: Office of Residential Life

HIGHLIGHTS OF FINANCIAL OPERATIONS

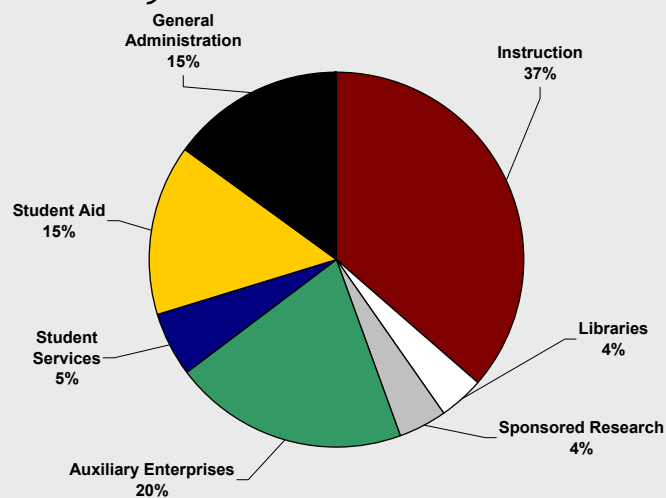
For the Five Years Ending May 31, 2003 (Dollars in Millions)

	1999	2000	2001	2002	2003
Operating revenues					
Tuition and fees	\$252.2	\$270.2	\$277.0	\$290.9	\$307.6
Sponsored research and training grants	23.8	29.1	32.0	35.0	35.3
Government grants and student aid	4.6	5.0	5.1	5.5	5.3
Auxiliary enterprises	90.4	90.7	93.1	101.9	106.1
Other revenues	7.1	9.5	9.1	9.4	8.8
Total operating revenues	378.1	404.5	416.3	442.7	463.1
Nonoperating assets used for operations	17.3	25.2	39.5	41.8	52.1
Total operating revenues and other support	\$395.4	\$429.7	\$455.8	\$484.5	\$515.2
Expenses					
Instruction	\$140.2	\$154.3	\$167.1	\$177.2	\$187.7
Libraries	17.2	17.7	18.4	18.9	19.9
Sponsored research	13.6	17.2	17.8	19.7	20.7
Student services	19.4	23.0	25.2	26.1	28.2
Student aid	62.8	67.7	69.2	74.0	77.2
General administration	53.9	60.1	63.7	68.4	76.6
Plant maintenance	-	-	-	-	-
Auxiliary enterprises	88.2	89.7	94.4	100.2	104.9
Other	-	-	-	-	-
Total expenses	\$395.3	\$429.7	\$455.8	\$484.5	\$515.2
Excess of operating revenues over expenses	\$0.1	-	-	-	-

Note: Costs associated with the operation and maintenance of plant facilities are functionally allocated. These costs totaled \$ 26.7, \$28.0, \$29.7, \$30.0, and \$33.4 million for fiscal years 1999, 2000, 2001, 2002, and 2003, respectively.

Source: Office of the Controller

TOTAL OPERATING EXPENSES Fiscal Year 2002-2003

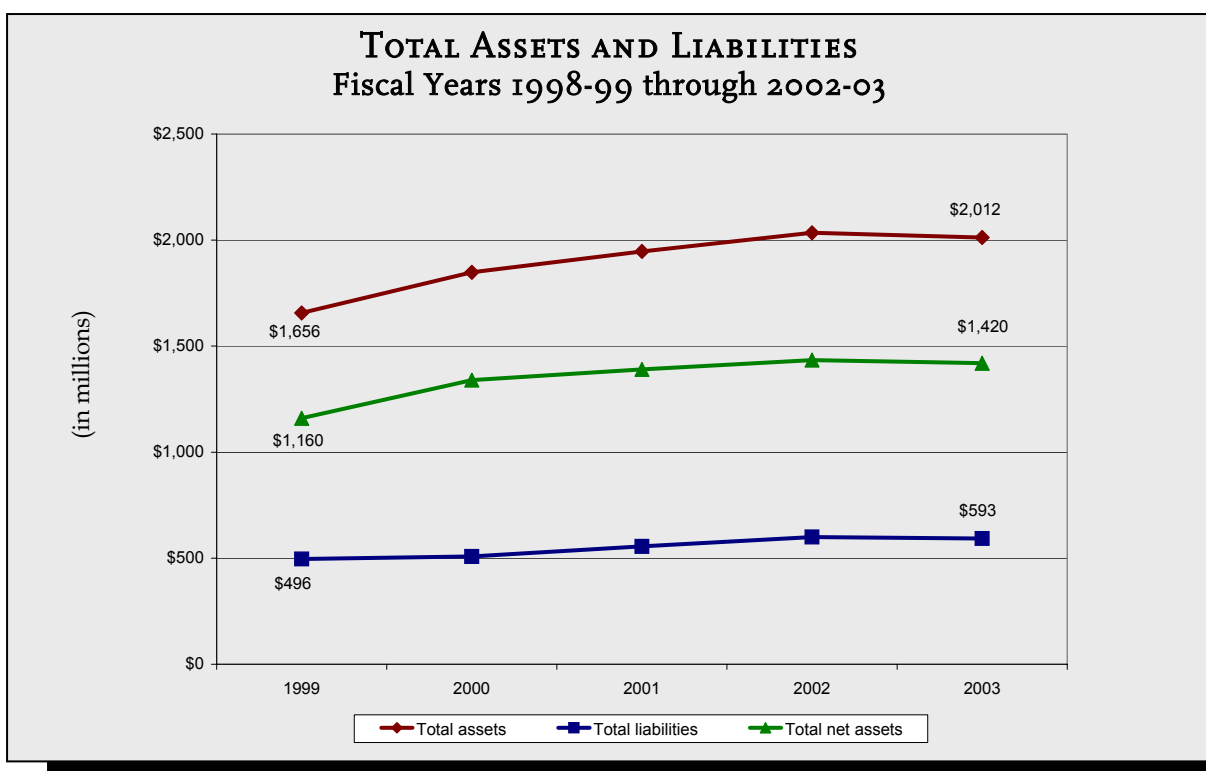


CONDENSED STATEMENT OF FINANCIAL POSITION

For the Five Years Ending May 31, 2003 (Dollars in Millions)

	1999	2000	2001	2002	2003
Assets					
Investments	\$985.4	\$1,136.5	\$1,128.2	\$1,143.0	\$1,091.2
Trustee deposits	62.1	29.3	35.2	28.9	8.5
Receivables & other assets	116.1	139.1	176.1	200.5	215.1
Physical plant	677.8	763.4	849.4	934.7	997.4
Accumulated depreciation/amortization	(185.1)	(220.2)	(242.4)	(272.7)	(299.8)
Total assets	\$1,656.3	\$1,848.1	\$1,946.5	\$2,034.4	\$2,012.4
Liabilities					
Payables and accrued liabilities	\$86.5	\$90.6	\$94.0	\$97.4	\$95.5
U.S. Government loan advances	29.8	31.0	31.9	32.8	33.6
Bonds, notes & mortgages payable	380.0	386.6	430.1	469.6	463.7
Total liabilities	496.3	508.2	556.0	599.8	592.8
Net assets					
Endowment	910.9	1,070.2	1,103.7	1,126.0	1,072.7
Net investment in plant	173.8	188.5	214.5	219.0	243.9
Other	75.3	81.2	72.3	89.6	103.0
Total net assets	1,160.0	1,339.9	1,390.5	1,434.6	1,419.6
Total liabilities & net assets	\$1,656.3	\$1,848.1	\$1,946.5	\$2,034.4	\$2,012.4

Source: Office of the Controller



TUITION AND FEES

For the Ten Years Ending May 31, 2003

	1995	1996	1997	1998	1999	2000	2001	2002	2003	2004
Undergraduate Schools										
Arts & Science, Education, Management, Nursing	\$16,640	\$17,890	\$18,820	\$19,770	\$20,760	\$21,700	\$22,680	\$24,050	\$25,430	\$27,080
Advancing Studies (per course)	704	750	790	830	872	912	954	1,002	1,054	1,102
Summer Session (per course)	288	308	324	342	360	378	396	416	438	458
Graduate Schools										
Arts & Science (per credit hour)	\$502	\$536	\$566	\$596	\$626	\$656	\$700	\$736	\$774	\$810
Education, Nursing (per credit hour)	502	536	566	596	626	656	700	722	760	796
Law School	18,940	20,180	21,230	22,300	23,420	24,480	25,790	27,080	28,440	29,720
Management (per credit hour)	574	612	646	680	714	748	792	832	874	914
Social Work	14,930	15,910	16,740	17,580	18,460	19,300	20,170	21,180	22,240	-
MSW part-time (per credit hour)	404	432	456	480	504	526	550	578	608	704
DSW part-time (per credit hour)	464	496	524	552	580	606	634	666	700	704
Advancing Studies (per credit hour)	-	-	-	342	360	378	396	416	438	458
Room Charge Per Student										
Upper Campus	\$3,830	\$4,030	\$4,200	\$4,340	\$4,480	\$4,620	\$4,810	\$5,050	\$5,340	\$5,650
Modulars	4,730	4,980	5,200	5,370	5,540	5,730	5,940	6,260	6,570	6,960
Ignacio & Rubenstein 3-bedroom	4,590	4,830	5,050	5,220	5,390	5,560	5,780	6,080	6,380	6,760
Ignacio & Rubenstein 2-bedroom	4,730	4,980	5,200	5,370	5,540	5,730	5,940	6,260	6,570	6,960
Edmond's Hall	4,730	4,980	5,200	5,370	5,540	5,730	5,940	6,260	6,570	6,960
Newton	3,830	4,030	4,200	4,340	4,480	4,620	4,810	5,050	5,340	5,650
66 Commonwealth Avenue	3,830	4,030	4,200	4,340	4,480	4,620	4,810	5,050	5,340	5,650
Walsh Hall	4,130	4,340	4,530	4,680	4,830	4,980	5,190	5,450	5,340	6,060
Gabelli & Voute Apartments	4,920	5,180	5,410	5,590	5,770	5,960	6,180	6,510	6,840	7,240
Gabelli & Voute Townhouses	5,160	5,430	5,670	5,860	6,050	6,250	6,470	6,820	7,170	7,590
Vanderslice Hall & 90 Campanella Way	4,350	4,560	4,760	4,920	5,080	5,240	5,450	5,730	6,010	6,360
Board Per Student	\$3,130	\$3,240	\$3,330	\$3,430	\$3,540	\$3,630	\$3,700	\$3,810	\$3,650	\$3,650
Representative Fees										
Laboratory (Science)*	\$410	\$420	\$430	\$440	\$450	\$460	\$470	\$480	\$500	\$510
Undergraduate Government	58	60	62	90	92	94	96	98	100	102
Graduate Student Association	46	46	50	50	50	50	50	50	50	50
Health/Infirmary	248	256	262	272	282	286	294	322	332	340
Recreation	144	150	154	160	170	176	200	0	0	0

*Fee for laboratories in Biology and Chemistry; fees in other sciences and in most other fields are frequently lower.

Note: All tuition and fees listed are for two semesters, except for those stated as "per course" or "per credit hour."

Source: *Boston College Policies and Procedures Manual*

BOSTON COLLEGE UNDERGRADUATE TUITION RESTATED IN 1982-84 DOLLARS*

Effect of Inflation and Real Growth

Academic Year	Tuition in Absolute Dollars	Consumer Price Index**	Tuition in Constant 1982-84 Dollars
1989-90	\$11,720	126.1	\$9,294
1990-91	\$12,700	133.8	\$9,492
1991-92	\$13,690	137.9	\$9,927
1992-93	\$14,580	141.9	\$10,275
1993-94	\$15,570	145.8	\$10,679
1994-95	\$16,640	149.7	\$11,116
1995-96	\$17,890	153.5	\$11,655
1996-97	\$18,820	158.6	\$11,866
1997-98	\$19,770	161.3	\$12,257
1998-99	\$20,760	163.9	\$12,666
1999-00	\$21,700	168.3	\$12,894
2000-01	\$22,680	174.0	\$13,034
2001-02	\$24,050	176.7	\$13,611
2002-03	\$25,430	180.9	\$14,058

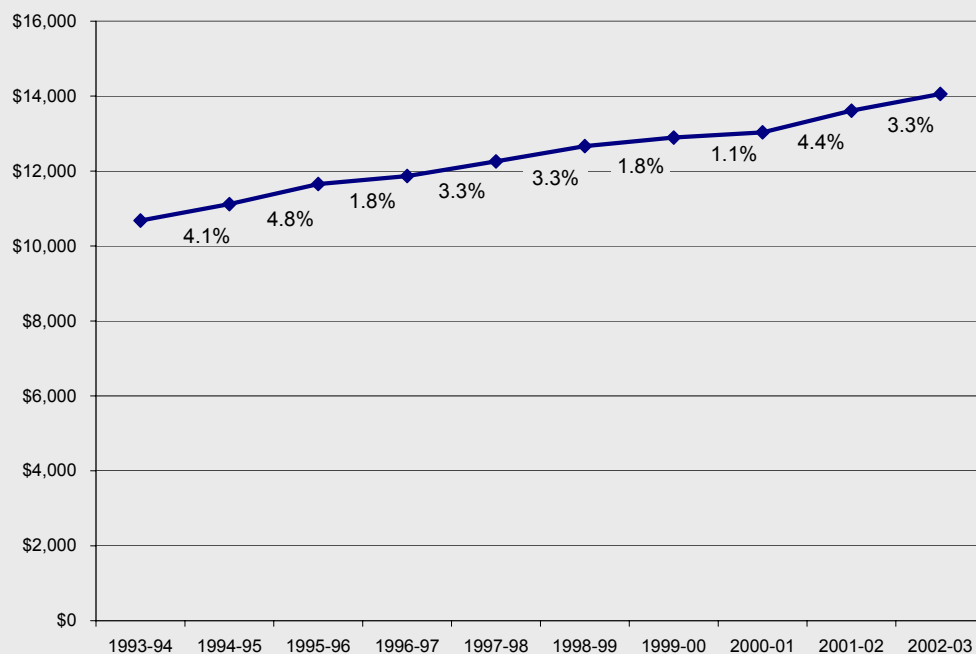
*The Bureau of Labor Statistics calculates the CPI by setting the average index level for the 36-month period covering the years 1982, 1983, and 1984 equal to 100 (1982-84=100).

**December CPI for the stated academic year.

Source: The Bureau of Labor Statistics and the Budget Office

BOSTON COLLEGE TUITION INCREASES, RESTATED IN 1982-84 DOLLARS

Effect of Inflation and Real Growth



BOSTON COLLEGE LIBRARIES

Bapst Library Middle Campus	Law Library Newton Campus	School of Social Work Library McGuinn Hall, Lower Level
The John J. Burns Library of Rare Books and Special Collections Burns Library, Middle Campus	Newton Resource Center (Undergraduate) Chapel Basement, Newton Campus	Educational Resource Center Campion Hall
Geophysics Library Weston Observatory, Weston, MA	O'Neill Library Central Library, Middle Campus	Academic Development Center O'Neill Library

HOLDINGS BY INDIVIDUAL LIBRARIES

Library	Volumes	Serial Subscriptions	Microform Units	Gov't Document Volumes	Media Units
Bapst	48,418	291	-	-	-
Burns	128,370	35	410	-	127,674
Educational Resource Center	46,538	118	16,386	-	1,923
Law	225,942	6,765	1,389,039	4,784	443
O'Neill and Newton Resource Center	1,527,665	14,625	2,514,940	202,729	20,396
Social Work	43,429	414	-	-	192
Weston Geophysics	8,644	18	2,193	-	11,574
Total	2,029,006	22,266	3,922,968	207,513	162,202

Source: University Librarian

EXPENDITURES FOR LIBRARY MATERIALS

Library	1998-1999	1999-2000	2000-2001	2001-2002	2002-2003
O'Neill*	\$ 4,669,956	\$ 5,004,918	\$ 5,254,406	\$ 5,420,183	\$ 5,783,264
Educational Resource Center	66,876	66,013	68,968	68,338	73,146
Bapst	73,238	75,617	78,075	81,120	84,284
Social Work	89,977	92,053	95,144	98,493	100,765
John J. Burns	94,315	135,507	210,840	193,160	104,254
Law	912,927	934,204	997,441	1,016,247	997,497
Total	\$ 5,907,289	\$ 6,308,312	\$ 6,704,874	\$ 6,877,541	\$ 7,143,210

* Includes general expenditures recorded as "University Librarian"

Source: Office of the Controller

DIGITAL LIBRARY SERVICES

Quest: The Library Information System

Quest, the Libraries' Web based integrated system provides convenient access to the Libraries' collections, digital resources, and services from www.bc.edu/quest. It offers a variety of methods for finding books, periodicals, media resources, microforms, newspapers, and electronic materials.

Quest can easily be searched from any Web browser regardless of platform or location, 24 hours a day, seven days a week. Users can interact with the system and receive immediate feedback on the status of requests; they can place a hold, recall or request rush processing for a new book right from their desktop. Users can also initiate and track requests for document delivery and interlibrary loan transactions, and may renew materials that are currently charged to them. The Web interface and expanded cataloging capabilities allow unprecedented access to thousands of Web accessible scholarly resources, to full text journals and to digital collections of photographs and other material.

Digital Resources

The Boston College Libraries offer access to hundreds of electronic indexes and databases. A growing number of these databases include full text access to thousands of books and journals directly from the researcher's desktop. See the list of Online Databases on the Libraries' home page, www.bc.edu/libraries.html to get a sense of the range of resources. The list includes groupings by subject and an alphabetical listing by title. Databases range in coverage from very general to very specific and cover a wide range of research areas in the humanities, social sciences, sciences, health sciences, business law, and public affairs. Most databases can be reached directly by clicking on the web links. Others can be accessed in the Electronic Information Center in the O'Neill Library Reference or the Law Library. An expanding number of links to electronic journals may also be found by selecting Electronic Journals from the Libraries' home page. If you do not find what you want, ask at any Reference desk. Most databases available through the Boston College Libraries are restricted to the Boston College community. In order to access these databases from off campus, you will need to authenticate yourself with your BC username and password.

The Libraries also support an expanding digital collection of special and rare materials such as the Thomas P. O'Neill, Jr. Photographs, the Liturgy and Life Artifacts collection, and the Boston Gas Company Photographs via the John J. Burns Library Rare Books and Special Collections web page: www.bc.edu/bc_org/avp/ulib/Burns/.

Librarians offer classes in how to search databases effectively, by arrangement with professors, and also provide individual coaching at various library services points or by appointment. Researchers who cannot locate resources needed may contact a librarian to develop a search strategy to locate relevant information. See the list of Subject Bibliographers to know which librarian to contact: <http://www.bc.edu/libraries/services/ref-instruc/s-subjectspec/>.

Interlibrary Loan

Interlibrary Loan Service is offered to students, faculty, administrators, and staff to obtain materials not available in the Boston College Libraries. Books, photocopies of journal articles, microfilm, theses and government documents may be borrowed from other libraries. Except for unusual items, the waiting period is from one to three weeks. Requests can be made by using online forms available on the Libraries' web site or in the Your Account function of Quest.

Boston Library Consortium

The Boston College Libraries are part of the Boston Library Consortium, a group of area libraries which includes Brandeis University, Boston University, Brown University, Massachusetts Institute of Technology, Northeastern University, Tufts University, University of Massachusetts System, Wellesley College, Williams College, as well as the Massachusetts State Library, the Boston Public Library, and the Marine Biological Laboratory at Woods Hole. Faculty and students may apply for a Consortium borrower's card at the Reference Department in O'Neill Library in order to borrow directly from the member libraries. Choose MetaQuest from the Libraries' home page to search several of the library catalogs simultaneously. Ask at the O'Neill Reference Desk for more information about the Consortium.

Association of Research Libraries

The Libraries are a member of the Association of Research Libraries, a distinction limited to 124 research institutions sharing common goals, interests, and needs. The mission of ARL is to shape and influence forces affecting the future of research libraries in the process of scholarly communication. Membership is by invitation upon the recommendation of the ARL Board of Directors and approval of the membership.

United State Government Publications

O'Neill Library at Boston College is one of nearly 1,300 Federal Depository Libraries located across the United States. As a member of the depository system, O'Neill Library receives government documents in print, microfiche, and electronic formats and makes them available to the general public, as well as, Boston College students, staff, and faculty. Patrons can locate government documents in Quest, the library catalog. Many government publications are also available via the internet. Further information may be found on the following web page: <http://www.bc.edu/libraries/centers/govdocs/>. Questions about the O'Neill collection and the availability of government documents should be directed to the Government Documents and Microforms staff on the first floor of the O'Neill Library.

Media Center

The Media Center on the second floor of the O'Neill Library houses information in many nonprint formats: videocassettes, DVDs, laserdiscs, compact discs, audiocassettes, LPs, and CD-ROMs. Patrons within the Center, in individual carrels, may use all media. Faculty may conduct classes using media in either of our two classrooms. There is a Preview Room where faculty and/or students may meet in small groups for discussing or previewing media materials used in coursework. Loans of videos are restricted to BC faculty.

New England Library Information Network/OCLC

Through membership in the New England Library Information Network (NELINET), our users have on-line access to publishing, cataloging, and interlibrary loan location information from the data bank of OCLC, Inc. which contains over 52 million bibliographic records from the Library of Congress and other national libraries, and from over 45,000 other libraries worldwide.

Source: University Libraries

JOHN J. BURNS LIBRARY OF RARE BOOKS AND SPECIAL COLLECTIONS

The University's special collections, including the University's Archives, are housed in the magnificently appointed Honorable John J. Burns Library, located in the Bapst Library Building, north entrance. These distinguished and varied collections speak eloquently of the University's commitment to the preservation and dissemination of human knowledge. The Burns Library is home to more than 150,000 volumes, some 15,000,000 manuscripts, and important collections of architectural records, maps, art works, photographs, films, prints, artifacts, and ephemera. These materials are housed in the climate-controlled, secure environment of Burns either because of their rarity or because of their importance as part of a special collection. While treated with special care, these resources are available for use at Burns to all qualified students, faculty, and researchers. Indeed, their use is strongly encouraged, and visitors to Burns are always welcome, either simply to browse or to make use of the collections.

Though its collections cover virtually the entire spectrum of human knowledge, the Burns Library has achieved international recognition in several specific areas of research, most notably: Irish studies; British Catholic authors; Jesuitana; Fine Print; Catholic liturgy and life in America, 1925-1975; Boston history; the Caribbean, especially Jamaica; Balkan studies; Nursing; and Congressional archives. It has also won acclaim for significant holdings on American detective fiction, Thomas Merton, Japanese prints, Colonial and early Republic Protestantism, and banking.

Some of the significant collections at Burns include:

- The Aylesford Press Collection
- Banking Archives: Hibernia Savings Bank, Union Warren, the Provident Institution for Savings, the Yankee Bank for Finance and Savings, and the Savings Banks Association of Massachusetts Samuel Beckett Collection
- Hilaire Belloc Collection and Archives, 1870-1953
- The Honorable Edward Boland Papers
- Bookbuilders of Boston Archives 1938-
- British Catholic Authors
- Bruce F. Browning Boston Theatre Collection
- Burns, Oates and Washbourne Collection, 1847-1954
- The Wallace P. Carroll Papers
- The Charitable Irish of Boston Collection
- Gilbert Keith Chesterton Collection, 1874-1936
- Citywide Coordinating Council Archives, 1975-1978
- Gerald Chartres Dawe Collection
- Thomas J. Clarke and Kathleen Daly Clarke Collection, 1897-1972
- John F. Deane Collection
- Josephine A. Dolan Collection on the History of Nursing
- Theodore Dreiser Collection
- The Reverend Robert F. Drinan, S.J. Papers
- East European Collection (Bulgarian and Romanian)
- Eire Society of Boston Archives
- Fine Print Collection
- Flann O'Brien Papers
- Eric Gill Collection

- Howard B. Gill Papers
- Joseph A. Grace's Early Modern English Authors Collection
- Graham Greene Library and Archive
- Bobbie Hanvey Photographic Negative Archive on Northern Ireland
- Seamus Heaney Collection
- The Honorable Margaret Heckler Papers
- Irish Collection: Books, Manuscripts, Paintings, Sculpture, Photographs, Maps and Ephemera
- Irish Music Center - including the Frederick Manning Collection of John McCormack
- Jane Jacobs Collection
- Janet Wilson James Collection on Women's History
- Elizabeth Jennings Collection
- Jesuitana Collection, 1540-1773; 1814-present
- David Jones Collection
- Rita Kelleher Collection on Nursing
- Brian and June Leeming Collection of Irish Literature
- Reverend William J. Leonard, S.J. Liturgy and Life Collection, 1925-1975
- Peter Levi Collection and Papers, 1931-
- The Robert and Patricia Lowery Collection of Sean O'Casey
- Reverend Robert J. McEwen, S.J. Collection of Catholic Social Action as Embodied in the Modern Consumer Movement
- Mary and Joseph McNiff Collection of the Stanbrook Abbey Press
- Paul L. Mariani Collection of Papers and Books
- Thomas Merton Collection
- Morrisey Collection of Japanese Prints, 18th-19th centuries
- Arthur Morrissey, M.D., Collection of Haitian Paintings
- New England Deaconess Hospital Nursing Collection, 1896-1989
- Nuala Ni Dhomhnaill Papers
- Mary Pekarski Nursing Archives
- The Honorable Thomas P. O'Neill, Jr. Papers
- Flann O'Brien Collection
- William T. O'Malley Collection of Francis Stuart
- Mary L. Pekarski Nursing Archives
- Pope John XXI Collection of Medical Ethics
- Salem Divines Collection
- Pasquale Sconzo Collection of Physics and Astronomy
- George Bernard Shaw Collection
- Joseph Coolidge Shaw, S.J., 1921-1851, Collection
- Rex Stout Collection and Archives
- Frances Sweeney, S. J. Collection
- Francis Thompson Collection, 1859-1907
- Typography and Design
- University Archives
- Sr. Madeleine Clemence Vaillot, O. P. Papers
- Nicholas M. Williams Memorial Collection of Caribbeana
- William Butler Yeats Collection

The John J Burns Library is open Monday through Friday, 9:00 a.m. - 5:00 p.m. The Library is closed on all University holidays. Visitors are always welcome and are encouraged to view the permanent exhibition areas of the Library. Guided tours are also available upon request. Patrons using the collections must do so in the Burns Reading Room where specialized reference and copy services are provided. Burns sponsors an active exhibits and lecture series program.

Source: Burns Librarian

ACADEMIC DEVELOPMENT CENTER

The ADC is a comprehensive, inclusive resource serving all of the University's students and faculty. The mission of the Center is to enhance teaching and learning across the university. One of the ADC's three professional staff members assists students with learning disabilities, helping to ensure their academic success at Boston College. The Center also sponsors seminars, workshops, and discussions for faculty and graduate teaching fellows on strategies for successful teaching and learning.

To address the needs of the great majority of Boston College students, the Center provides tutoring for more than 60 courses, including calculus, statistics, biology, chemistry, nursing, accounting, classical and foreign languages, English as a Second Language, and writing. (All ADC tutors are recommended and approved by their relevant academic departments; most are graduate students, juniors, or seniors.)

Tutoring and all other academic support services are free of charge to all Boston College students and instructors.

The ADC, which opened in September 1991, is located on the second floor of O'Neill Library in the Eileen M. and John M. Connors, Jr. Learning Center.

Source: Academic Development Center Director

ACADEMIC DEVELOPMENT CENTER STATISTICS

Academic Year	Hours of Tutoring	# of Students Tutored	% Rated Tutoring "Extremely" or "Very Helpful"
1994-95	5,215	2,200	91%
1995-96	6,419	2,000	92%
1996-97	6,162	2,000	92%
1997-98	6,050	1,810	93%
1998-99	6,012	2,120	93%
1999-00	5,800	2,200	93%
2000-01	5,883	2,200	93%
2001-02	5,976	2,150	92%
2002-03	8,455*	1,600	92%

*Includes 4,026 hours of supplemental instruction for 540 students.

Source: Academic Development Center Director

UNIVERSITY ARCHIVES

Archives are the official non-current papers and records of an institution that are retained permanently for their legal, fiscal, or historical values. The University Archives, a department within the John J. Burns Library, contains: the office records and documents of the various University offices, academic and other; copies of all University publications, including student publications; movie footage of Boston College football; some audiovisual materials; and tape recordings of the University Lecture Series and other significant events. A significant collection of photographs documents the pictorial history of Boston College. Alumni, faculty, and Jesuit records are also preserved. In addition, the University Archives is the repository for the records of Newton College of the Sacred Heart (1946-1975) and the documents of the Jesuit Community of Boston College (1863-).

Source: University Archivist

THE LANGUAGE LABORATORY

The Boston College Language Laboratory, serving all the language departments, students of English as a foreign language, and the Boston College community at large, is located in Lyons 313. In addition to its 32 listening/recording stations and teacher console, the facility includes 18 networked workstations (16 Macs, 2 Dells), 6 wireless laptops, 2 laser printers, a Web server, a materials development workstation, 2 TV/video/DVD viewing rooms, 2 individual carrels for TV/videocassette/DVD viewing, and one CD listening station. The Lab's media collection and print materials directly support and/or supplement the curriculum requirements in international language, literature, and music.

The Lab's collection is designed to assist users in the acquisition and maintenance of aural comprehension, oral and written proficiency, and cultural awareness. Prominent among the Lab's offerings that directly address these goals are international news broadcasts and other television programming available through the Boston College cable television network and made accessible to lab users via EagleNET connections and/or via videotaped off-air recordings. These live or near-live broadcasts from around the world provide a timely resource for linguistic and cultural information in a wide variety of languages.

Students (undergraduate and graduate), faculty and B.C. community members who wish to use the Language Laboratory facility and its collection will find the Laboratory staff available during the day, in the evening, and on weekends to assist them in the operation of equipment and in the selection of appropriate materials for their course-related or personal language needs. Digitized audio programs from the Lab's collection are also available on the Boston College network 24 hours/day, 7 days/week to students officially enrolled in courses in which these programs have been adopted as curricular material. For more information about the Language Laboratory, please visit its Web site at <http://www.bc.edu/langlab>.

Source: Director, Language Laboratory October 22, 2003

THE McMULLEN MUSEUM OF ART

The Charles S. and Isabella V. McMullen Museum of Art aims to increase understanding of the visual arts, to encourage inquiry, and to enrich learning through the display of a notable permanent collection and special exhibitions of international importance. The Museum occupies two floors of Devlin Hall. Spacious galleries with movable walls provide flexible exhibition spaces that rival venues in larger museums. The Museum maintains an active special exhibition program, bringing outstanding works from around the world to Chestnut Hill. The Museum organizes public lectures, symposia, workshops, film series, and gallery tours to accompany current exhibitions. Begun in the nineteenth century, the University's permanent collection contains works that span the history of art from Europe, Asia, and the Americas. Outstanding among them are Gothic and Baroque tapestries, Italian paintings of the sixteenth and seventeenth centuries, American landscape paintings of the nineteenth and early twentieth centuries, and Japanese prints. The collection is displayed on a rotating basis in the Museum's galleries. In keeping with the teaching mission of a university museum, accompanying text explains the significance of each work in its historical context and addresses questions from the current scholarship.

Web site: www.bc.edu/artmuseum.

Source: McMullen Museum of Art

INFORMATION TECHNOLOGY SERVICES

Information Technology Services manages Boston College's computing, communications, and electronic information resources, and working with key constituencies throughout the university, provides the leadership to shape future technology plans and strategies to meet the mission and goals of the University. The highly integrated Boston College campus technology environment provides voice, data, and cable television connections to classrooms, offices, and residence hall rooms. IT staff work to keep up with rapidly changing applications and technology infrastructure, providing faculty, staff and students with the tools and technologies needed to compete and succeed. As the development of Web-enabled services matures, BC continues providing new Web-based online services, such as enhanced email services, and personal information management options.

TELEPHONE INFRASTRUCTURE

STUDENT LEARNING AND SUPPORT CENTER

The Student Learning and Support Center (SLSC) is Boston College's main computer laboratory on campus and assists students in accessing computing resources on campus and hosts a student computer lab. Currently, the computer lab has 137 Pentium 4 Dells PCs and 29 eMacs G3s and 19 G4s running OSX. In addition to the workstations, the facility has 5 color scanners, 2 music stations, 9 high speed laser printers, 10 laptop docks, a disk vending machine, a typewriter, notary services, resume printing, print only stations and training classes for students in PhotoShop, HTML, Dreamweaver, Flash, Excel, etc. The SLSC is also home to the Student Help Desk (552-HELP) offering software troubleshooting and virus assistance. Users also find fast connection to the internet. For more information see the SLSC web site at: www.bc.edu/slsc.
Source: Information Technology

SLSC STATISTICS

User Visits	2000-01	2001-02	2002-03
September	38,965	35,000	42,836
October	42,428	46,153	47,688
November	37,649	38,094	39,051
December	18,783	33,026	30,549
January	21,976	22,000	19,540
February	40,409	36,717	38,482
March	36,311	27,987	37,028
April	31,913	53,568	34,113
May	19,981	17,854	7,753
June	8,168	5,855	6,303
July	10,533	8,228	10,166
August	7,427	5,940	6,590
	314,543	330,422	320,099

Total Pages Printed, July 2000 - June 2001 4,196,569

Total Pages Printed, July 2001 - June 2002 6,418,016

Total Pages Printed, July 2002 - June 2003 5,653,042

Source: Information Technology

	1998-99	1999-00	2000-01	2001-02	2002-03
Telephone System					
Number of Sites Supported*	10	10	11	12	9
Number of Switch Locations	10	10	11	12	12
Service Through the PBX Switches					
Faculty/Staff Voice Lines	6,398	6,495	6,638	6,761	6,816
Student Voice Lines	7,193	7,267	7,495	7,616	7,617
Remote Call Forwarded Lines**	4,127	4,396	6,834	7,296	10,317
Incoming Lines (Bell Atlantic)	336	380	308	308	331
Outgoing Lines	500	500	499	499	526
Modem Pool Lines (Operating at 56kb)	144	144	184	184	184
Remote Site Tie Lines	54	72	94	188	163

* The nine current sites are: Main Campus, Newton Campus, St. Clement's Hall, Weston Observatory, 1280 Boylston St. Newton, Dorchester UCTC, Waltham Legal Assistance Bureau, Brighton Neighborhood Center, and the Newtonville Warehouse.

** These lines are associated with a Voicemail box and do not have a physical telephone set.

Note: All statistics are reported as of the end of the fiscal year indicated.

Source: Information Technology, Network Services

COMPUTER NETWORK ELEMENTS

	1998-99	1999-00	2000-01	2001-02	2002-03
Computer Networking Actives					
Number of remote campuses supported for data	4	5	6	6	7
Total number of registered TCP/IP nodes	15,500	11,844	13,000	13,125	13,522
Number of servers running at 100 megabits per second	-	93	150	200	240
Number of "Switched" 10/100 ethernet ports	9,800	11,300	12,000	16,950	17,111
Number of "Shared" 10-megabit ethernet ports	7,500	6,900	6,200	1,250	1,051
Number of "Building to Backbone" links at 100 megabits per second	40	51	13	10	10
Number of "Building to Backbone" links at 1000 megabits per second	-	1	26	88	88
Total bandwidth of Internet I link (in megabits per second)	10	45	45	45	45
Total bandwidth of Internet II	n/a	n/a	155M	155M	155M
Total bandwidth of campus backbone	-	200M	2 Gigabit	Multi-gigabit	Multi-gigabit
Computer Network Infrastructure					
Network Plant					
Total number of network rooms supported	384	390	397	405	411
Total number of information outlets supported	80,700	81,000	81,650	83,000	83,350
Interior fiber optic cable installed (in miles)	8	7	7.5	8.5	9
Exterior fiber optic cable installed (in miles)	16	14	16	18	19
Interior station cabling installed (in miles)	280	280	300	400	410
Exterior copper cabling installed (in miles)	45	41	43	44	44
Cable Television Plant					
CATV Headend Rooms	1	1	1	1	1
CATV Satellite Distribution Center	1	1	1	1	1
CATV drops - active	7,510	7,723	7,723	7,983	7,992

Source: Information Technology

SUCCESSFUL PAGE DELIVERIES BY WWW.BC.EDU WEB SERVER By Month

	1994-95	1995-96	1996-97	1997-98	1998-99	1999-00	2000-01	2001-02	2002-03
June	*	27,935	190,137	279,542	1,002,994	*	2,392,541	2,039,660	4,042,058
July	352	45,192	238,233	404,894	946,299	*	2,527,185	3,808,216	3,877,809
August	689	63,210	237,030	526,562	1,118,492	*	3,065,535	3,784,256	3,504,323
September	1,534	121,976	451,695	938,357	1,207,177	*	5,285,181	5,516,599	6,296,262
October	2,334	146,576	508,895	1,013,426	1,607,353	*	5,114,635	5,256,673	7,873,216
November	3,343	135,112	506,962	935,703	1,692,974	*	4,363,571	5,730,428	7,065,390
December	3,615	106,097	367,231	757,960	1,430,245	*	3,853,523	4,598,432	6,365,159
January	5,265	141,290	*	817,031	1,601,388	2,967,437	4,101,982	5,968,718	7,273,607
February	9,224	186,043	768,969	1,061,693	2,014,961	3,605,414	4,136,356	6,327,405	6,943,384
March	17,097	190,674	924,787	1,245,231	2,100,228	3,611,981	4,830,946	5,918,802	4,529,088
April	24,598	203,636	736,529	1,512,718	2,201,534	3,421,388	4,840,545	6,700,884	7,092,668
May	<u>28,843</u>	<u>183,106</u>	<u>431,943</u>	<u>1,069,806</u>	<u>1,758,244</u>	*	*	<u>5,183,978</u>	<u>5,744,861</u>
Total	96,894	1,550,847	5,362,411	10,562,923	18,681,889	13,606,220	44,512,000	60,834,051	70,607,825

* Data unavailable. Updated: October 6, 2003

Source: Information Technology

HIGHLIGHTS OF SPONSORED ACTIVITIES

2002-2003

A total of 335 proposals were submitted in FY2003. This is about a 30% increase over proposals submitted in FY2002. The amount of funding requested for the total project period for these proposals was \$150,586,673. In FY2003, there were 307 sponsored project award obligations made for a total of \$35,006,303. The total number of award obligations received in FY2003 was approximately 10% higher than those received in FY2002; however, the dollar amount was slightly lower than last fiscal year. Overall, Boston College faculty continue to be successful in securing external funds and there remains a general upward trend in sponsored project activities at Boston College. In addition, there is a greater number of faculty working with the Office for Sponsored Programs to secure external funding from both Federal and non-Federal sponsors.

Source: Office of Sponsored Programs

SUMMARY OF SPONSORED PROJECT AWARDS

2002-2003

Department	No. of Awards	Amount	Department	No. of Awards	Amount
Associate Vice President for Research	1	35,000	Political Science	3	\$116,032
Biology	20	2,533,632	Psychology	11	495,217
Center for Corporate Citizenship	1	150,000	School of Education	26	3,073,822
Center for Religion & American Public Life	6	358,013	Campus School	6	2,851,571
Chemistry	43	5,082,211	Center for Child, Family and Community Partnerships	7	435,360
Computer Science	1	74,400	CSTEPP	12	1,478,183
Fine Arts	8	236,700	International Study Center (TIMSS)	13	2,961,370
Geology and Geophysics	5	408,477	School of Management	13	2,581,239
History	2	160,000	School of Nursing	14	794,344
Institute for Scientific Research	47	4,560,988	Graduate School of Social Work	29	2,390,439
Irish Programs	2	500,000	Social Welfare Research Institute	1	100,000
Law School	5	150,259	Sociology	3	166,755
Learning to Learn	1	230,341	Theology	3	99,000
Mathematics	7	360,429	Total	307	35,006,303
Physics	17	2,622,521			

Source: Office of Sponsored Programs

SPONSORED PROJECTS*

Source and Application of Funding (Thousands of Dollars)

Revenues	1993-94	1994-95	1995-96	1996-97	1997-98	1998-99	1999-00	2000-01	2001-02	2002-03
Sponsored Research	10,307	11,691	12,542	12,902	14,608	18,700	22,860	23,796	26,296	27,136
Other Sponsored Activity	4,198	5,259	6,102	5,558	4,961	5,112	6,240	8,234	8,675	8,143
Student Aid	5,324	5,513	5,672	5,863	6,544	6,871	7,270	7,430	8,079	8,016
Total	19,829	22,463	24,316	24,323	26,113	30,683	36,370	39,460	43,050	43,295
Source										
Government:										
Federal	14,821	17,644	19,614	18,957	20,182	22,760	25,449	28,677	31,513	31,773
State	1,127	1,213	862	1,001	1,415	1,326	1,908	1,858	2,060	1,584
Local	1,449	1,543	1,902	2,009	1,913	2,005	3,118	2,741	2,333	2,412
Non-Government	2,432	2,063	1,938	2,356	2,603	4,592	5,895	6,184	7,144	7,526
Total	19,829	22,463	24,316	24,323	26,113	30,683	36,370	39,460	43,050	43,295

* The amounts represent actual accounted expenditures (including Pell Grants) for the referenced fiscal year.

Source: Office of the Controller

SPONSORED PROJECTS BY DEPARTMENT

Total Accounted Expense (Thousands of Dollars)

Department/School	1993-94	1994-95	1995-96	1996-97	1997-98	1998-99	1999-00	2000-01	2001-02	2002-03
College of Arts & Sciences	60	56	194	192	142	52	15	0	0	0
Initiatives on Aging	0	0	0	0	0	0	0	0	609	728
International Programs	0	0	0	0	0	0	65	71	26	10
Biology	751	937	1,085	1,330	1,295	1,170	1,477	1,682	2,087	2,631
Chemistry	2,612	3,193	3,353	3,270	3,350	4,642	4,429	4,950	5,553	5,567
Geology & Geophysics ¹	516	390	603	497	538	468	384	480	611	469
Mathematics Dept. & Institute	674	679	710	691	404	152	287	257	319	316
Physics	147	165	180	184	337	636	1,612	1,425	1,704	1,707
Fine Arts	10	2	0	8	24	94	32	83	92	110
McMullen Art Museum	0	58	46	0	0	48	38	6	4	35
Theology	362	223	240	309	370	243	222	123	97	74
Economics	168	97	269	341	336	233	109	115	93	153
History	43	19	1	0	92	89	70	54	71	93
Political Science	37	61	47	1	151	116	214	268	270	88
Psychology	146	250	201	216	356	283	350	511	449	637
Sociology	28	51	49	95	192	246	214	28	82	131
Lynch School of Education	1,941	2,348	2,675	2,969	2,676	3,297	3,902	3,962	3,500	3,499
International Study Center	0	0	0	0	0	0	5,186	5,299	4,154	2,498
Law School	176	369	282	276	201	131	342	349	434	287
Carroll School of Management	535	521	511	481	481	688	1,617	2,375	2,563	2,333
The Irish Institute	0	0	0	0	475	920	741	589	774	671
School of Nursing	372	375	441	444	521	554	518	396	813	972
Graduate School of Social Work	473	365	229	305	402	310	561	553	856	1,398
Center for Corporate Citizenship	90	26	2	33	45	199	212	88	90	384
Center for Work and Family	0	0	0	36	269	301	308	693	57	29
The Boisi Center for Religion and American Public Life	0	0	0	0	0	0	0	125	108	254
Social Welfare Research Institute	115	123	141	178	173	155	171	261	275	284
O'Neill Library	25	732	1,029	268	28	3	0	0	0	0
Center for Testing	1,237	2,655	2,819	2,613	3,274	4,715	1,112	2,584	3,210	3,654
Student Aid	5,324	5,513	5,672	5,863	6,544	6,871	7,270	7,430	8,051	7,987
Center for Ignation Spirituality	0	0	0	0	0	0	33	16	1	0
University Mission and Ministry	0	0	0	0	0	0	0	78	635	668
Institute for Scientific Research	3,723	2,981	3,206	3,421	3,182	3,417	3,999	4,048	4,771	4,915
Center for Child, Family, and Community Partnerships	0	0	0	0	0	397	618	339	369	396
Learning to Learn	151	150	141	142	152	161	177	184	229	243
Athletics	71	78	66	65	65	62	71	0	0	0
Other ²	42	46	124	95	38	30	14	38	93	74
Total	19,829	22,463	24,316	24,323	26,113	30,683	36,370	39,460	43,050	43,295

¹ Includes Weston Observatory.

² Other includes AVP-Dean of Faculties, Black Studies, Burns Library, Classical Studies, English, Human Resources, IRE/Pastoral Ministry, Jesuit Institute, Music, Philosophy, Romance Languages, Slavic/Eastern Languages, Student Development, University Librarian.

Source: Office of the Controller

DOLLAR AMOUNT OF SPONSORED PROJECT AWARDS RECEIVED By Department (Thousands of Dollars)

	1993-94	1994-95	1995-96	1996-97	1997-98	1998-99	1999-00	2000-01	2001-02	2002-03
Assoc. VP for Research	-	-	-	-	-	-	1,717	1,779	3,235	35
Biology	1,084	923	1,274	1,395	1,109	2,047	1,453	1,947	3,111	2,534
Chemistry	3,232	3,255	3,369	3,769	4,376	4,027	4,746	6,323	5,783	5,082
Computer Science	-	-	-	-	-	283	-	63	66	74
Economics	75	253	348	372	266	158	147	64	216	-
English	-	-	-	-	-	-	-	-	-	-
Fine Arts	25	57	38	20	10	193	40	94	129	237
Geology and Geophysics ¹	530	805	433	239	467	461	469	573	465	408
Grad. School of A&S	50	52	75	48	41	25	25	-	-	-
History	63	2	-	-	161	-	150	56	18	160
IREPM ²	-	-	-	-	28	-	7	-	-	-
Inst. for Scien. Research	3,409	2,926	3,786	3,510	3,062	3,587	4,489	4,893	4,570	4,561
Mathematics ³	788	793	737	69	174	246	356	275	163	360
Music	-	-	-	50	-	-	-	-	-	-
Philosophy	90	-	45	30	-	17	-	-	61	-
Physics	170	216	173	323	366	1,234	1,807	1,393	4,307	2,623
Political Science	35	89	32	107	152	281	144	303	62	116
Psychology	203	232	265	193	448	441	121	542	342	495
Romance Languages	4	-	-	-	-	1	-	2	1	-
Slavic/Eastern Languages	-	-	40	4	33	12	-	-	-	-
Sociology	147	-	5	163	283	238	44	38	115	167
SWRI ⁴	109	92	153	233	367	100	270	-	445	99
Theology	385	341	325	324	343	226	125	120	70	100
School of Education	642	1,172	816	1,281	1,431	2,398	3,691	2,705	2,843	3,074
Campus School	1,456	1,519	1,804	1,874	1,816	2,045	2,174	2,442	2,557	2,852
CSTECP ⁵	2,333	2,977	2,278	2,920	4,974	6,451	702	2,313	1,478	1,478
TIMSS ⁶	-	-	-	-	-	-	5,167	3,635	3,871	2,961
Law School	252	334	379	77	51	172	303	222	171	150
School of Management	557	533	451	492	552	1,874	694	1,038	550	2,581
School of Nursing	342	374	559	498	513	445	306	768	1,281	794
Grad. Schl of Social Work	292	299	326	720	149	199	793	1,045	668	2,390
CCFCP ⁷	-	-	-	159	100	1,542	410	198	641	435
BCRAPL ⁸	-	-	-	-	-	-	297	40	153	358
CCCR ⁹	41	-	-	-	-	570	-	-	839	150
Center for Work & Family	-	-	-	86	452	199	398	72	34	-
Irish Institute	-	-	-	-	1,100	1,100	220	685	818	500
Learning to Learn	-	-	-	175	-	189	198	201	224	230
Other	220	2,239	335	69	248	135	-	2,092	99	-
Total	16,531	19,480	18,046	19,202	23,069	30,894	31,467	35,940	39,642	35,006

¹ Includes Weston Observatory.

² The Institute of Religious Education and Pastoral Ministry (IREPM).

³ Includes the Mathematics Institute.

⁴ The Social Welfare Research Institute (SWRI).

⁵ The Center for the Study of Testing, Evaluation, and Educational Policy (CSTECP).

⁶ TIMSS International Study Center (TIMSS).

⁷ The Center for Child, Family, and Community Partnerships (CCFCP).

⁸ The Boisi Center for Religion & American Public Life (BCRAPL).

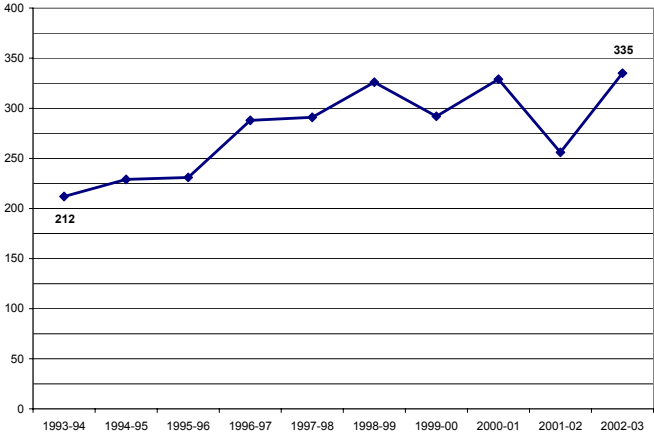
⁹ The Center for Corporate Community Relations (CCCR).

Note: Student aid funds managed by the Financial Aid Office are *not* included in this table. (They *are* included in other tables in this section provided by the Controller's Office.) In some cases dollar amounts in columns may not add to the column total due to rounding.

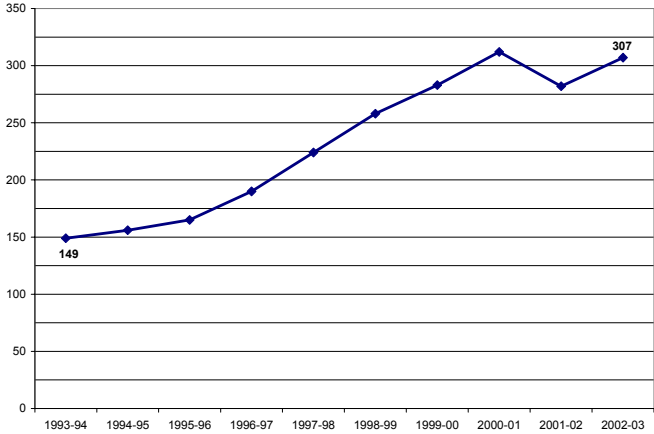
Source: Office of Sponsored Programs

SPONSORED PROJECTS ACTIVITY Fiscal Year 1993-94 through 2002-03

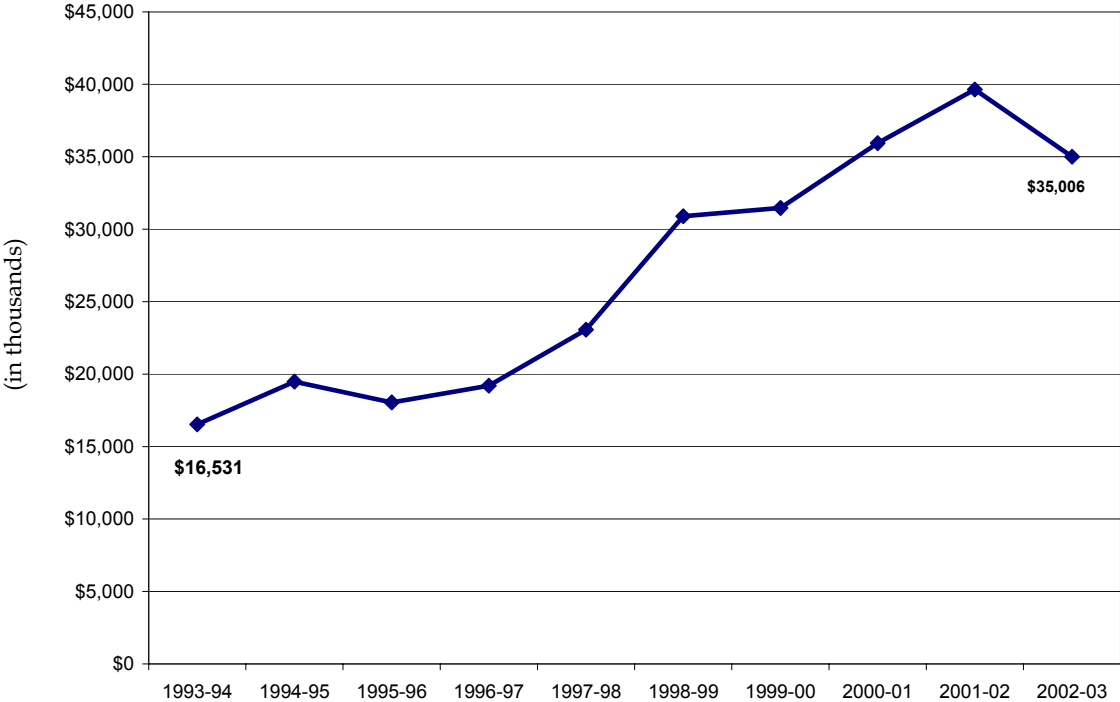
NUMBER OF SPONSORED PROJECT PROPOSALS SUBMITTED



NUMBER OF SPONSORED PROJECT AWARDS RECEIVED



THE NUMBER OF SPONSORED RESEARCH AWARDS RECEIVED AT BOSTON COLLEGE INCREASED 106% BETWEEN FY94 AND FY03. DURING THAT SAME PERIOD, THE DOLLAR AMOUNT OF THE AWARDS RECEIVED INCREASED BY 112%.



NUMBER OF SPONSORED PROJECT PROPOSALS SUBMITTED By Department, 1993-94 through 2002-03

	1993-94	1994-95	1995-96	1996-97	1997-98	1998-99	1999-00	2000-01	2001-02	2002-03
Arts & Sciences	-	1	1	-	-	1	1	1	-	1
Assoc. VP for Research	-	-	-	-	-	1	1	7	6	7
Biology	23	26	21	31	31	34	20	20	25	31
Chemistry	35	39	47	57	48	46	46	41	38	53
Communications	-	-	-	-	-	-	-	1	1	-
Computer Science	-	-	-	-	6	-	3	4	1	1
Economics	7	10	8	7	5	9	2	1	2	4
English	1	-	-	1	1	-	1	1	-	1
Fine Arts	4	4	4	2	3	2	8	19	4	3
Geology and Geophysics ¹	14	12	13	12	21	21	19	14	8	8
Grad. School of A&S	-	2	-	-	2	1	1	-	1	-
History	5	3	1	3	3	1	1	1	2	1
Honors Program	-	-	1	-	-	-	-	1	1	-
Inst. for Scien. Research	7	13	10	12	4	10	6	23	7	16
Mathematics ²	3	3	3	2	7	7	1	9	8	2
Mission and Ministry	-	-	-	-	-	-	-	1	-	-
Philosophy	-	1	3	1	-	1	-	1	-	-
Physics	10	5	7	22	12	26	28	28	26	28
Political Science	1	1	3	3	7	8	4	7	4	2
Psychology	17	14	6	8	13	10	16	18	9	14
Romance Languages	3	-	-	-	-	1	1	1	1	-
Slavic/Eastern Languages	-	-	2	3	2	5	5	1	-	-
Sociology	4	6	5	8	6	7	6	-	6	9
SWRI ³	2	1	3	2	1	1	2	-	1	2
Theology	5	1	2	2	1	2	2	2	2	4
School of Education	20	33	31	43	36	42	27	27	21	36
Campus School	5	8	5	4	5	5	5	5	6	9
CSTEPP ⁴	7	6	13	13	23	21	25	14	11	12
TIMSS ⁵	-	-	-	-	-	-	-	6	8	2
Law School	3	5	2	3	3	5	5	3	7	10
School of Management	5	4	1	9	3	6	4	4	4	22
School of Nursing	14	18	21	16	12	18	16	18	11	22
Grad. Schl of Social Work	10	7	15	12	13	8	11	14	12	17
CCFCP ⁶	-	-	-	1	1	13	10	20	17	6
CCCR ⁷	1	-	1	1	3	2	-	4	1	2
Cntr for Ignatian Spirituality	-	-	-	-	-	-	1	-	-	-
BCRAPL ⁸	-	-	-	-	-	-	3	2	4	2
Center for Work & Family	-	-	-	5	12	5	2	5	1	-
Irish Institute	-	-	-	-	1	2	4	2	2	4
Jesuit Institute	1	-	-	1	-	-	-	-	-	-
Learning to Learn	1	1	1	1	1	-	1	1	-	2
Other	4	5	1	3	5	4	4	3	1	2
Total	212	229	231	288	291	326	292	329	256	335

¹ Includes Weston Observatory.² Includes the Mathematics Institute.³ The Social Welfare Research Institute (SWRI).⁴ The Center for the Study of Testing, Evaluation, and Educational Policy (CSTEPP).⁵ TIMSS International Study Center (TIMSS).⁶ The Center for Child, Family, and Community Partnerships (CCFCP).⁷ The Center for Corporate Community Relations (CCCR).⁸ The Boisi Center for Religion & American Public Life (BCRAPL).

Source: Office of Sponsored Programs

NUMBER OF SPONSORED PROJECT AWARDS RECEIVED By Department, 1993-94 through 2002-03

	1993-94	1994-95	1995-96	1996-97	1997-98	1998-99	1999-00	2000-01	2001-02	2002-03
Assoc VP for Research	-	-	-	-	-	-	2	1	2	1
Biology	10	12	15	16	12	17	16	17	24	20
Chemistry	33	34	35	38	46	40	52	45	40	43
Computer Science	-	-	-	-	-	2	-	1	1	1
Economics	2	8	6	5	2	4	3	1	4	-
English	-	-	-	-	-	-	-	-	-	-
Fine Arts	2	3	2	1	1	4	3	6	5	8
Geology and Geophysics ¹	7	5	5	4	8	10	9	6	9	5
Grad School of A&S	1	2	3	1	1	1	1	-	-	-
History	2	1	-	-	3	-	1	3	1	2
IREPM ²	-	-	-	-	1	-	1	-	-	-
Inst for Scien Research	14	15	16	13	17	15	15	42	34	47
Mathematics ³	2	2	1	2	3	5	4	5	4	7
Music	-	-	-	1	-	-	-	-	-	-
Philosophy	1	-	2	1	-	1	-	-	1	-
Physics	4	4	3	10	11	18	25	21	15	17
Political Science	1	3	2	3	6	10	4	6	5	3
Psychology	6	7	8	5	5	8	5	9	3	11
Romance Languages	1	-	-	-	-	1	-	1	1	-
Slavic/Eastern Languages	-	-	1	1	2	1	-	-	-	-
Sociology	2	-	1	5	6	4	3	1	4	3
SWRI ⁴	1	2	2	2	2	1	2	-	1	3
Theology	6	2	2	4	4	4	3	2	1	1
School of Education	11	17	18	27	26	29	38	33	23	26
Campus School	5	5	4	5	6	5	9	6	8	6
CSTE ⁵	7	4	9	11	1	28	12	12	12	12
TIMSS ⁶	-	-	-	-	-	-	24	20	16	13
Law School	2	3	4	2	3	3	5	3	7	5
School of Management	5	4	2	5	4	6	9	17	7	13
School of Nursing	10	9	12	11	12	12	10	13	16	14
Grad Schl of Social Work	7	9	6	11	8	7	16	12	13	29
CCFCP ⁷	-	-	-	1	1	7	1	16	12	7
BCRAPL ⁸	-	-	-	-	-	-	2	1	3	6
CCCR ⁹	3	-	-	-	-	3	-	-	3	1
Center for Work & Family	-	-	-	2	13	6	4	4	1	-
Irish Institute	-	-	-	-	2	2	2	3	3	2
Learning to Learn	-	-	-	1	-	1	2	21	2	1
Other	4	5	6	2	3	2	-	2	1	-
Total	149	156	165	190	224	258	283	312	282	307

¹ Includes Weston Observatory.

² The Institute of Religious Education and Pastoral Ministry (IREPM).

³ Includes the Mathematics Institute.

⁴ The Social Welfare Research Institute (SWRI).

⁵ The Center for the Study of Testing, Evaluation, and Educational Policy (CSTE).

⁶ TIMSS International Study Center (TIMSS).

⁷ The Center for Child, Family, and Community Partnerships (CCFCP).

⁸ The Boisi Center for Religion & American Public Life

(BCRAPL). *Amount proposed is for the entire multi-year project period.

⁹ The Center for Corporate Community Relations (CCCR).

Note: Student aid funds managed by the Financial Aid Office are *not* included in this table. (They *are* included in other tables in this section provided by the Controller's Office.) In some cases dollar amounts in columns may not add to the column total due to rounding.

Source: Office of Sponsored Programs

SELECTED SPONSORED PROJECT AWARDS 2002-2003

Title	Source of Funding	Amount
Biology Department		
Chromatin Biosynthesis Defining the Deposition Coce	National Institutes of Health	\$295,798
Urban Ecology Field Study Program	National Science Foundation	\$134,648
Center for Religion and American Public Life		
Fulbright American Studies Institute on Religion in Contemporary America	U.S. Department of State	\$102,874
Chemistry Department		
Heterogeneous Oxidation and Activation of Atmospheric Organic Aerosols	National Science Foundation	\$504,750
Detection of Helicobacter Pylori Using Electrical DNA Detection	National Cancer Institute	\$227,942
Computer Science		
Intensive Education Program in Advanced Logistics	U.S. Department of Education	\$ 74,400
Geology and Geophysics Department		
New England Seismic Network	U.S. Geological Survey	\$167,000
Institute for Scientific Research		
Methods for Determining Source Signatures	U.S. Air Force	\$1,014,297
Irish Institute		
Programs for Ireland	U.S. Department of State	\$500,000
Law School		
Juvenile Rights Advocacy Project/Girls Justice Initiative	Annie E. Casey Foundation	\$100,000
Mathematics		
Invariants of Hyperbolic 3-Manifolds and Applications	National Science Foundation	\$108,182
Physics Department		
NIRT: Nanoscale Magnetic Microscopy	National Science Foundation	\$750,000
Psychology Department		
Emotional Granularity: A View from Upper Levels	National Institute of Mental Health	\$101,060
School of Education		
Math Excellence-Brighton High School Partnership	General Electric Fund	\$109,000
Preparation of Teachers in Severe Disabilities and Deafblind	U.S. Department of Education	\$293,016
Early Intervention Collaborative Study	Maternal and Child Health Bureau	\$306,349
School of Management		
Center for Retirement Research	Social Security Administration	\$1,677,283
School of Nursing		
Reminiscence During Bathing Persons with AD at Home	National Institute of Nursing Research	\$267,192
School of Social Work		
Cash and Counseling Demonstration and Evaluation	Robert Wood Johnson Foundation	\$569,132
Sociology		
Lower-Income Families and Work Initiative	Ford Foundation	\$142,300

Source: Office of Sponsored Programs

UNIVERSITY RESEARCH INSTITUTES AND CENTERS

Center for Child, Family, and Community Partnerships

The Center for Child, Family and Community Partnerships is an "outreach scholarship" program that fosters collaboration among Boston College faculty and students, and community leaders in health care, social service, economic development, and education. The goal of the participants is to create stronger, healthier, and more economically sound communities. The Center offers technical assistance, program evaluation, needs assessment, training, and consultation to community organizations. Web site: <http://www.csteep.bc.edu/ccfcp/>.

Center for Corporate Citizenship at Boston College

The Center for Corporate Citizenship provides leadership in establishing corporate citizenship as a business essential, so all companies act as economic and social assets by integrating societal interests with other core business objectives. Part of Boston College's Carroll School of Management, The Center offers research and development on corporate citizenship; publications that include an on-line newsletter, research reports, and white papers; executive education programs, including on-site and custom programs and a Certificate program in corporate community involvement; convenings including the annual International Corporate Citizenship Conference, workshops, roundtables, and regional meetings; consulting to help companies develop and implement strategic citizenship plans; a corporate membership program; a web site that provides an on-line meeting place for the corporate citizenship community. Web site: <http://www.bc.edu/corporatecitizenship>.

Center for East Europe, Russia, and Asia

The Center's programs encourage faculty and students to participate in interdepartmental endeavors on both the graduate and undergraduate levels. Participating faculty come from the Departments of Fine Arts, History, Philosophy, Political Science, Slavic and Eastern Languages, and Theology and offer over eighty academic courses connected with the study of the culture, history, and political life of East Europe, Russia, the Balkans, and Central Asia.

Center for Ignatian Spirituality

The Center for Ignatian Spirituality is a university operation that offers faculty and staff a resource to carry on the needed dialogue between the values that constitute Boston College and the pluralism that characterizes our contemporary culture. The Center initiates its own programs, inviting faculty and staff to pursue a particular topic; gives support to the Ignatian Society, a student group committed to integrating Ignatian spirituality into the lives of its members and offering other students opportunities to do the same; sponsors retreats and reflection opportunities for faculty and staff; and has a wide range of national and international commitments to other institutions in their efforts to integrate Ignatian spirituality into their educational endeavors. Web site: <http://www.bc.edu/igspirit>.

Center for International Higher Education

Established in 1995 and housed in the Lynch School of Education, the Center for International Higher Education (CIHE) is a research and service agency providing information, publications and a sense of community to colleges and universities worldwide. The main focus of the Center is on academic institutions in the Jesuit tradition, but other universities receive its publications and are part of an informal network. There is a special concern with the needs of academic institutions in the developing countries of the Third World. Web site: http://www.bc.edu/bc_org/avp/soe/cihe.

Center for Nursing Research

The CNR's central purpose is to serve as an institutional resource for faculty and students in the School of Nursing, the Boston College community, and the greater Boston nursing and health care community. Three interrelated but separate goals support the purpose of the CNR: (1) to strengthen the research productivity of faculty in the School of Nursing, (2) to increase intradisciplinary and interdisciplinary research and scholarship, and (3) to communicate research findings to facilitate research utilization in nursing practice and in educational settings. The Center serves as a repository for the Cathy J. Malek Research Collection as well as books and other materials related to quantitative and qualitative research methods, data analysis, grant-seeking and grant-writing. Web site: http://www.bc.edu/bc_org/avp/son/ctrnsresearch/nsresearch.html.

Center for Retirement Research

The Center for Retirement Research at Boston College was established through a 5-year \$5.25 million grant from the Social Security Administration in 1998. The goals of the Center are to promote research on retirement issues, to transmit new findings to the policy community and the public, to help train new scholars, and to broaden access to valuable data sources. The Center is the headquarters for researchers and experts in affiliated institutions including MIT, Syracuse University, the Brookings Institution, the Urban Institute, and the National Academy of Social Insurance. The Center is structured around a research team of interdisciplinary backgrounds in actuarial science, demography, economics, economic history, finance, political science, sociology and social work, and possesses a breadth of knowledge on retirement issues and institutions virtually unmatched in the field. As the nation confronts the myriad issues surrounding how best to ensure adequate retirement income for an aging population, the Center's researchers and experts explore possible policy changes related to Social Security, private pensions, and other sources of retirement income. Web site: <http://www.bc.edu/crr>.

Center for the Study of Testing, Evaluation, and Educational Policy (CSTEELP)

CSTEELP is an educational research organization located in the Lynch School of Education. Since its inception in 1980, CSTEELP

UNIVERSITY RESEARCH INSTITUTES AND CENTERS (CONTINUED)

has conducted international comparative research on educational achievement and testing, evaluation and public policy studies to improve school assessment practices. CSTEPP researchers work on both small and large scales - individual schools, districts, and states - to advance educational testing practices and policies and to improve the quality and fairness of education. The Scanning Services Center (SSC) at CSTEPP serves the needs of the Boston College community. It provides scanning services for departments and individuals, including scanning for course evaluations, course tests, and research surveys. CSTEPP also administers national examinations, specifically the Miller Analogies Test (MAT), Graduate Record Examination (GRE) subject tests, Medical College Admission Test (MCAT) and Professional Examination Program Tests. Web site: <http://www.cstepp.bc.edu>.

Center for Work and Family

The Boston College Center for Work and Family is a research organization within the Carroll School of Management that promotes employer responsiveness to families. The Center's guiding vision is to serve as the bridge linking the academic research community to the workplace. To gain increased understanding of the challenges faced by both employees and employers in meeting the goals of the individual and the enterprise, the Center conducts basic and applied research studies and analyzes secondary information sources. The Center's initiatives fall into three broad categories: research, employer partnerships, and information services. Web site: <http://www.bc.edu/cwf>.

International Study Center

The International Study Center at the Lynch School of Education is dedicated to conducting comparative studies in educational achievement. Principally, it serves as the center for international studies in mathematics, science, and reading--the Trends in International Mathematics and Science Study (TIMSS) and the Progress in International Reading Literacy Study (PIRLS). Web site: <http://isc.bc.edu/>.

Institute of Medieval Philosophy and Theology

The Institute is a center that unites the teaching and research efforts of the faculty members in the Philosophy and Theology Departments who specialize in medieval philosophy and theology. Doctoral degrees are awarded in the Theology or Philosophy departments and students matriculate in one of these two departments. The focus of the Institute is on the relationship between medieval philosophy and theology and modern continental philosophy and theology.

Institute for Scientific Research

The Institute for Scientific Research (ISR), established in 1954, boasts a highly proficient team of research scientists, engineers, mathematicians, and computer scientists. Over the course of its history, the Institute has utilized a diversity of knowledge to develop highly sophisticated techniques for analyzing raw

scientific and engineering data and presenting it in meaningful and useful ways. Using state-of-the-art analytical tools and technology including computer-generated modeling, the Institute is a forerunner in scientific data analysis and interpretation using statistical data analysis, digital signal processing and image processing; mathematical signal modeling; animated visualization of real and simulated data; the manipulation and interpretation of scientific images; and the design of specialized databases, data management techniques and interactive scientific software. Web site: <http://www.bc.edu/isr>.

Institute for the Study and Promotion of Race and Culture

The Institute for the Study and Promotion of Race and Culture (ISPRC) was founded in 2000 at Boston College, under the direction of Dr. Janet E. Helms, to promote the assets and address the societal conflicts associated with race or culture in theory and research, mental health practice, education, business, and society at large. The ISPRC attempts to solicit, design, and disseminate effective interventions with a proactive, pragmatic focus. Each year the Institute will address a racial or cultural issue that could benefit from a pragmatic scholarly focus through its Diversity Challenge conference. Web site: <http://www.bc.edu/isprc>.

Irish Institute

The Irish Institute is a division of the Center for Irish Programs at Boston College. The mission of the Institute is to promote the peace and normalization process on the island of Ireland, and to contribute to social, political, and economic stability through cross-border and cross-community cooperation. Professional development programming by the Institute at Boston College introduces Irish and Northern Irish participants to successful models of best practice in the US, as well as offering an opportunity for cultural exchange that promotes mutual understanding between the US, Ireland, and Northern Ireland. Since its founding in 1997, more than 650 decision-makers from all sectors, including government, business, education, environment, policing, and nonprofits, have participated in over sixty Irish Institute programs. Programs balance classroom seminars led by Boston College faculty with site visits to innovative and effective industry leaders in Massachusetts and across the United States. The Irish Institute is regarded as an honest broker by all parties on the island of Ireland, and its reputation for delivering quality programming in an inclusive environment attracts leaders from all communities and across the political spectrum. In recent years, the Institute has applied its programming models and expertise in addressing the problems of divided societies to embrace participants from the Middle East and North Africa. The Irish Institute's 2004 programming will be in the areas of local government; nonprofit management and development; community policing; school leadership; integrated education; business management; international business; and teacher education. Web site: <http://www.bc.edu/irishinstitute>.

Jesuit Institute

The Jesuit Institute was established in 1988 to contribute towards the response to the question of identity. The Institute, initially funded by the Jesuit Community at Boston College, is not an additional or separate academic program. It is rather a research institute which works in cooperation with existing schools, programs and faculties, primarily but not exclusively, at Boston College. Within an atmosphere of complete academic freedom essential to a university, the Institute engages positively in the intellectual exchange that constitutes the University. Its overarching purpose is to foster research and collaborate interchange upon those issues that emerge at the intersection of faith and culture. Through its programs, the Institute does this in two ways: by supporting the exploration of those religious and ethical questions raised by this intersection and by supporting the presence of scholars committed to these questions.

Web site: http://www.bc.edu/bc_org/avp/acavp/jesin/.

Loneragan Center

Studies related to the work of the Jesuit theologian and philosopher Bernard Lonergan (1904-1984) are fostered and advanced in the Lonergan Center at Boston College. Inaugurated in 1986, the Center houses a growing collection of Lonergan's published and unpublished writings as well as secondary materials and reference works, and it also serves as a seminar and meeting room. Boston College sponsors the annual Lonergan Institute, which provides resources, lectures, and workshops for the study of the thought of Bernard Lonergan, S.J.

Web site: <http://www.bc.edu/lonergan>.

Mathematics Institute

The Boston College Mathematics Institute was established in 1957 as a unit separate from the Mathematics Department to assist in the effort to improve the content and instructional practice of mathematics at school level. In the 1960's and 1970's the primary focus of the Institute was on providing veteran teachers with renewal programs and professional development opportunities to update and deepen their background in mathematics. The National Science Foundation was a major source of funding. Concurrently, Institute staff developed some supplementary instructional materials to use with students in the grades K-12. At present, the Mathematics Institute offers professional enhancement courses for teachers in the summers at Boston College and other sites. Other current projects include research studies and content development related to school level mathematics concerns. Web site: <http://www.bc.edu/mathinst>.

Boisi Center for Religion and American Public Life

The Center for Religion and American Public Life was founded to bring together high quality research and scholarship on religion to bear on issues of public policy in America. The Center's goal is not to advance any ideological agenda, whether liberal or conservative. The Center seeks instead to be the sponsor of dialogue and discussion which brings together people whose primary concerns are religious with people whose primary concerns are political, in the belief that they will find common ground. The main goals of the Center include the promotion of scholarship dealing with religion and public life, faculty and student development at Boston College, and outreach activities

that contribute to a more robust public discussion of critical issues. Web site: http://www.bc.edu/bc_org/research/rapl.

Small Business Development Center

The Small Business Development Center (SBDC) provides managerial, financial and technical assistance and training to small business people in the Greater Boston area. Prospective and active small business people can receive one-on-one counseling and consultative assistance in a range of business areas such as finance, marketing, planning, operations, accounting and controls. The SBDC also offers specially designed small business management training workshops. Topics include writing a business plan, financial planning, marketing, strategic planning, cash flow and general management as well as other varied topics. Web site: http://www.bc.edu/bc_org/avp/csom/executive/sbdc.

Social Welfare Research Institute

The Social Welfare Research Institute (SWRI) is a multidisciplinary research center specializing in the study of spirituality, wealth, philanthropy, and other aspects of cultural life in an age of affluence. SWRI is a recognized authority on the meaning and practice of care, on the patterns and trends in individual charitable giving, on philanthropy by the wealthy, and forthcoming \$41 trillion wealth transfer. SWRI has published research on a new donor-centered approach to fundraising that moves away from the "scolding model"; on the spiritual questions raised by wealth; on survey methodology; on the Boston Area Diary Study of formal and informal care in daily life; and on financial transfers to family and philanthropy by the wealthy. Other areas of research include the "new physics of philanthropy," which identifies the economic and social-psychological vectors inclining wealth holders toward philanthropy, among them, an entrepreneurial disposition, identification, association, and gratitude. One new research direction is reconceptualizing planned giving as part of a broader process of gift-planning and life-planning. Another is developing and training others to use a discernment methodology for guiding wealth holders through a self-reflective process of decision-making about wise choices in finances and philanthropy, and based on the Ignatian principles of liberty and inspiration.

Web site: <http://www.bc.edu/swri>.

Weston Observatory

Weston Observatory, formerly Weston College Seismic Station (1928-1949), is a part of the Department of Geology and Geophysics of Boston College. Located 10 miles from the main campus, the Observatory is an interdisciplinary research facility of the Department, and a center for research in the fields of geophysics, geology, and related fields. Weston Observatory was one of the first participating facilities in the Worldwide Standardized Seismograph Network and operates a twelve-station regional seismic network that records data on earthquakes in the northeast, as well as distant earthquakes. The facilities at Weston Observatory offer students a unique opportunity to work on exciting projects with modern, sophisticated, scientific research equipment in a number of different areas of scientific and environmental interest.

Web site: <http://www.bc.edu/westonobservatory>.

INTERCOLLEGIATE ATHLETIC SEASON HIGHLIGHTS

2002-2003

BASEBALL

Head Coach: Pete Hughes

Record: 33-21 (13-11 BIG EAST)

Recap: After a slow start, the Eagles rebounded to win 18 of their last 28 games. Included in that were seven- and five-game win streaks. At various points of the year, Boston College received votes in the *Sports Weekly/ESPN Top 25*, *Baseball America* and *NCBWA* polls. The Eagles were led by a pair of aces: reigning BIG EAST Pitcher of the Year Chris Lambert, who, as of April 23, led the conference strikeouts (61) and Kevin Shepard, who sported the league's second-lowest ERA (2.18). Drew Locke starred at the plate as he led the team in batting average (.349), runs batted in (24) and runs scored (25). Ryan Morgan excelled both as a hitter and the team's closer, posting the team's second-highest average (.306) as well as ranking in a tie for second place in the BIG EAST in saves (eight).

BASKETBALL

Men's Head Coach: Al Skinner

Men's Record: 19-12 overall (10-6 BIG EAST East) **Postseason:** National Invitation Tournament

Men's Recap: The team finished with a 19-12 mark, including a 10-6 record in BIG EAST contests. BC shared the BIG EAST East Division regular-season title with Connecticut. The Eagles earned a berth in the National Invitation Tournament, their third consecutive season in post-season action. Troy Bell captured BIG EAST Player of the Year honors as well as several All-America accolades. Craig Smith gained BIG EAST second team honors and All-Rookie Team honors. Smith set a BC record for freshman scoring with 617 points.

Women's Head Coach: Cathy Inglese

Women's Record: 22-9 overall (12-4 BIG EAST)

Postseason: NCAA Tournament

Women's Recap: The team advanced to the school's first-ever women's basketball Sweet Sixteen with tournament wins over Old Dominion and No. 16 Vanderbilt. As a No. 5 seed in the East Region, the team's season came to an end at the hands of top-ranked Connecticut. Two Eagles -- Brianna Stepherson and Amber Jacobs -- joined the 1,000-point club while Stepherson finished her career in the top 10 of several BC categories, including points (10th with 1,115), steals (fifth with 171), and assists (second with 534). Becky Gottstein finished her career as the fifth-leading scorer (1,490) and second-leading rebounder (884) at Boston College.

CROSS COUNTRY

Head Coach: Randy Thomas

Men's Conference Finish: Fifth

Men's Recap: Led by senior captain Shawn Wallace, the team had its most impressive season since the 1999 campaign, earning a fifth-place finish at the BIG EAST Championships. Wallace earned All-BIG EAST accolades after his 12th-place finish at the conference championships with a time of 24:12. He also had two first-place finishes at the CCSU Invitational and the UNH tri-meet. Wallace was pushed by several underclassmen, including sophomore Drew Bouchard who had a 25th-place finish at the BIG EAST Championships with a time of 25:03.

Women's Conference Finish: Fifth

Women's Recap: The team had a successful campaign, led by strong individual performances from Maria Cicero and Julie Spolidoro. Cicero qualified for the NCAA Championships with a second-place finish at the NCAA Northeast Regionals. She was an All-BIG EAST honoree with a seventh-place finish at the conference championships, crossing the line in 20:42. Julie Spolidoro also capped an impressive college career, earning

her first All-BIG EAST selection by finishing 10th at the conference championships. She also finished 10th at the NCAA Regionals, while registering a time of 17:11 at the New England Championships, good for second place.

FENCING

Head Coach: Syd Fadner

Men's Record: 15-7 overall (7-2 ECAC)

Men's Recap: The team finished the season very strong. The New England Championship featured the men's foil squad winning the Vitalli Cup, an award for the best individual squad overall record. The men's epee squad finished first and the sabre unit finished third in the NE Championships. The men's team finished ninth in the IFA Championships.

Women's Record: 18-7 overall (9-2 ECAC)

Women's Recap: The team competed consistently well all season. Their third-place regular-season finish in conference was on par with their third-place finish in the New England Championships. The women's epee squad led the Eagles all season with a team best 19-6 record, and a third-place finish in the New England Championships. The team placed eighth in the IFA Championships to finish off the season.

FIELD HOCKEY

Head Coach: Sherren Granese

Record: 15-6 overall (3-2 BIG EAST)

Postseason: BIG EAST Tournament

Recap: The Eagles collected the most wins since 1998, including two wins over ranked foes. They finished the season at 15-6 overall and 3-2 in the conference. BIG EAST Offensive Player of the Year Kim French led the team in scoring with 12 goals and two assists for 26 points. Four other Eagles finished with double-digit points (Christy Zider, Lauren Schultz, Virginia Drozd, Bronwen Kelly).

FOOTBALL

Head Coach: Tom O'Brien

Record: 9-4 overall (3-4 BIG EAST)

Postseason: Motor City Bowl

Recap: The Eagles finished with a 9-4 record and appeared in a bowl game for an unprecedented fourth consecutive season, topping off one of the most successful four-year periods in Eagle football history. The 51-25 win over Toledo in the Motor City Bowl sent the 2002 senior class out with 32 victories in four years (32-17) tied with the 1981-84 group for the most wins in a four-year period in 60 years of Boston College football. The Eagles won eight or more games for the third time in four years; before 1999, the Eagles had won eight or more games only twice in the previous 12 seasons. One of the top highlights of the season occurred on November 2, when the Eagles marched into Notre Dame Stadium and defeated the previously undefeated, fourth-ranked and green-clad Fighting Irish, 14-7, to end ND's dreams of a national championship. Brian St. Pierre finished his career in third place on the all-time BC passing list. Junior Derrick Knight rushed for 1,432 yards to become the fourth BC tailback in a row to top the 1,000-yard mark.

GOLF

Men's Head Coach: Trevor Drum

Men's Recap: The team had an impressive fall season, highlighted by a third-place finish at the U.S. Military Invitational. The Eagles were led by sophomore Tim Connors in the fall season. Connors was BC's top performer in the last three events of the fall. In the spring season, junior

tri-captain Sean McReynolds led the Eagles in three of their four tournaments.

Women's Head Coach: Frank Kolarik

Women's Recap: The team opened the spring season with the goal of qualifying for the inaugural BIG EAST Championship. Led by sophomore Kori Goulet, the Eagles were one of four teams selected for the event, held at Notre Dame's Warren Golf Course. There, BC finished third, eight strokes ahead of fourth-place finisher Georgetown. Other highlights of the season included a second-place finish at the Brown Invitational. In the fall, BC had three second-place finishes; at the Rutgers Invitational, the ECAC Championship and the Dartmouth Invitational.

ICE HOCKEY

Men's Head Coach: Jerry York

Men's Record: 24-11-4 (16-6-2 Hockey East)

Postseason: NCAA Tournament

Men's Recap: Boston College earned a share of the Hockey East regular-season crown, marking the school's eighth title – a league-high – in 19 seasons. Ben Eaves earned All-America first team honors, while J.D. Forrest earned All-America second team accolades. The regular season also saw Eaves earn Hockey East Co-Player of the Year honors and the 2002-03 scoring title. In addition, sophomore goaltender Matti Kaltiainen was named the HOCKEY EAST Goaltender of the Year with a league-low 2.20 goals-against average. The Eagles received an at-large bid to the NCAA Tournament and were the second seed in the East Regional, held in Providence, R.I. BC's NCAA Tournament appearance was its 23rd all-time, and fifth in the past six seasons.

Women's Head Coach: Tom Babson

Women's Record: 12-17-1 (2-10-3 Hockey East)

Women's Recap: Boston College had a record-setting year, posting the most Division I wins in program history, and earning its best record since the 1994-95 campaign. The Eagles defeated Northeastern in the first round of the Beanpot, to earn BC's first-ever win over the Huskies and its first Hockey East victory. A talented tandem of young goaltenders, Lisa Davis and Alison Quandt, led the Eagles to success, while making their own marks in the BC record books.

INDOOR TRACK

Head Coach: Randy Thomas

Men's Recap: The Eagles competed hard during the indoor season, coming up with several excellent performances at a number of meets. The team finished in a tie for second at the Terrier Cup, and placed runner-up at a tri-meet against BU and Providence as well as one versus New Hampshire and Vermont. The 4x800-meter relay team -- consisting of Vernon Mickle, Dan MacIsaac, Anthony Calabro and Brenton Wheatley -- grabbed a point at the BIG EAST Championships courtesy of its eighth-place finish. Mickle followed that up with a runner-up finish in the 800 at the New England Championships, at which Boston College came in 10th out of 31 teams.

Women's Recap: The Eagles capped a season filled with record-setting individual performances with a 10th-place finish at the BIG EAST Championships. Julie Spolidoro was crowned BIG EAST champion in the 5,000. At the New England Championships, the team placed eighth, with Christina Regan and Melissa Sherman winning the pentathlon and 500, respectively. Maggie Guiney, Jennifer Donovan and the distance medley relay all scored points for the Eagles as they finished 19th at ECACs the following week. Spolidoro went on to become an All-American after taking 10th in the 3,000 at nationals.

LACROSSE

Head Coach: Shari Krasnoo

Record: 9-6 overall (2-4 BIG EAST)

Recap: The women's lacrosse team finished with a record of 9-6. Two of the team's losses this season come by just one goal, each occurring early in the season. Jacklyn Yovankin was named the BIG EAST Player of the Week and selected to the *womenslacrosse.com* Player of the Week honor roll for the week ending April 7. Courtney Legath, who currently leads the team with 42 points, has 18 goals and a team-high 24 assists. She was named BIG EAST Offensive Player of the Week for the week ending March 5.

OUTDOOR TRACK

Head Coach: Randy Thomas

Men's Recap: The men's track and field team has competed at five meets this spring: Raleigh Relays, Husky Spring Open, Southern Connecticut State University Invitational, UNH Invitational and Solomon Husky Invitational. In the two meets that had team scoring, Boston College came in fourth out of eight teams at the SCSU Invitational and fifth out of eight at the UNH Invitational. Among the team's top performers are Byron Gartrell, who won the 1,500 at the SCSU Invitational and the 5,000 at the UNH Invitational; Brian Mahoney, who took first in the 3,000-meter steeplechase at both the SCSU and UNH invitationals; Geoff Atkins, who took home the top prize in the 400 at the UNH Invitational; and Vernon Mickle, who came in first in the 800 at UNH. Mahoney's time at UNH is the sixth fastest this season in the BIG EAST.

Women's Recap: The women's track and field team has had a very successful spring campaign, coming in second out of eight teams at the SCSU Invitational and finishing first out of seven teams at the UNH Invitational. A couple members of the team have written their names in the school record book. Saki Sugano tied the BC pole vault mark of 11-6¼ at Raleigh. Jessica Fazekas twice broke the school shot put record. The second time she did it with a mark of 45-10¾, which not only broke the old standard by more than 2½ feet but also automatically qualified her for the NCAA Regional Championships. Other women who have had solid seasons are middle distance runner Jennifer Vendetti, distance runners Maggie Guiney and Jennifer Kramer, hurdlers Liz Hassan and Jackie Tanzella, steeplechaser Jennifer Donovan, horizontal jumper Anne Walsh, multi-eventer Christina Regan, pole vaulter Megan Mara and thrower Megan Kearney.

ROWING

Head Coach: Steve Fiske

Recap: The rowing team is making tremendous strides in only its third year as a varsity sport. The fall season saw the team race in four head races, including victories over conference opponents Georgetown, Rutgers and Miami. The spring season began strongly with convincing victories in three of four races at the Jesuit Invitational. In a disappointing loss for the varsity eight the following week to local rival Northeastern, the varsity four finished atop the competition. A subsequent race against the national powerhouse Northeastern proved the Eagles a contender with the varsity eight finishing just 1.6 seconds behind.

SAILING

Head Coach: Greg Wilkinson

Recap: The sailing team is about to finish yet another successful year. The Eagles came into the spring season with high hopes after dominating the Timme Angsten Memorial Regatta, finishing first in the "unofficial championship" of the fall season. In the spring, the Eagles placed fourth at the Spring Intersectional, third at the Boston Dingy, second at the

Eckherd Intersectional and sixth at the women's New England Championships. The Eagles were led by seniors Henrik Wennerstrom and Carrie Howe as well as sophomore Jen Doyle. Howe and Doyle have both been named to the All-New England sailing team. If all goes well, both the No. 12 women's and the ninth-ranked coed teams could be headed to Gross Pointe, Michigan, for the national championship in June.

SKIING

Head Coach: Brad Vermeulen

Men's Recap: The men capped off their impressive season with a second-place finish at the USCSA National Championships. They also took home first in the giant slalom and second in the slalom at the ECSC Regional Championships. Individually, Barry Connolly, David Giulietti, Andy Wallman, Michael Duran and Seth Therrien garnered All-Conference and All-American accolades. Adam Wexler also achieved All-Conference status. Senior Barry Connolly led the Eagles with team-high finishes in the slalom and giant slalom at the USCSA National Championships. Michael Duran, who was named MVP of the men's squad, capped off his senior season in impressive fashion with strong finishes at the ECSC Regionals and USCSA Nationals.

Women's Recap: The women enjoyed a second-place overall performance at the USCSA Nationals and a fourth-place finish at the ECSC Regionals. They set an USCSA record for 22 consecutive berths at Nationals, breaking the BC men's and women's mark of 21 straight trips. Lori Williams led the Eagles with team-high finishes at both events and completed her senior season with a total of five first-place races earning her All-American and All-Conference accolades. Junior Erica Pylman and junior Jennifer Runco also achieved All-America and All-Conference status, finishing tops in individual regular-season standings grabbing sixth and ninth place, respectively.

SOCCER

Men's Head Coach: Ed Kelly

Men's Record: 18-5 overall (8-2 BIG EAST)

Postseason: NCAA Tournament

Men's Recap: The Eagles completed their most successful season in program history, winning their second BIG EAST regular-season title and third conference tournament championship, reaching the Elite Eight of the NCAA Tournament for the first time and setting program records for wins (18) and longest winning streak (nine games). The team placed six players on the All-BIG EAST squad and took home BIG EAST Coaching Staff and Goalkeeper of the Year honors. Casey Schmidt finished his brilliant career with 82 points, including a school-record 35 goals.

Women's Head Coach: Alison Foley

Women's Record: 11-8-1 (4-2 BIG EAST)

Postseason: BIG EAST Tournament

Women's Recap: The women's soccer team tackled its most difficult schedule in program history, finishing with an 11-8-1 record. The team, led by a core group of four seniors, had a considerable amount of youth on the roster, including 12 freshman and two sophomore newcomers. Sarah Rahko was an All-BIG EAST first team selection, while Katie McGregor was named to the BIG EAST All-Rookie team.

SOFTBALL

Head Coach: Jen Finley

Record: 35-22 overall (14-5 BIG EAST)

Recap: As of April 25, five players were hitting above .300 with outfielder Erin Mackey leading the pack at .333. Junior outfielder Jacqui Goodchild (.319) and senior first baseman Lisa Fischer (.317) were close behind. Senior shortstop Cara Blumfield (.317) rounded out the top hitters. Blumfield was a two-time BIG EAST Player of the Week while Mackey earned the honor once. In the pitching circle, the Eagles were led by Tekae

Malandris (8-6) and Kim Ryan (11-3). Malandris was leading the staff in ERA with a 1.85 mark. She collected 127 strikeouts. Ryan, a three-time BIG EAST Pitcher of the Week selection, pitched six shutouts, including her first career perfect game.

SWIMMING & DIVING

Head Coach: Tom Groden

Men's Record: 8-7

Men's Recap: The Eagles finished the 2002-03 season with an 8-7 dual meet record and took 11th and 12th at the BIG EAST and ECAC Championship meets. Individually, Tim Tully set BC records in the 200-yard backstroke at the ECAC Championships and in the 400-yard individual medley at the Princeton Invitational. Andy Naumann set Boston College's all-time dual meet records in the 200-yard individual medley and the 50-yard backstroke.

Women's Record: 12-3

Women's Recap: Boston College had a successful season, posting a 12-3 dual meet record, finishing 10th at the BIG EAST Championship, and second at the ECAC Championship. Several Eagles shattered existing BC records, posting impressive new times, including Katie McCann, who earned the prestigious title of Swimmer of the Meet at the ECAC competition.

TENNIS

Men's Head Coach: Rob Miller

Men's Record: 10-8 (5-1 BIG EAST)

Men's Recap: The Eagles started slowly this spring, winning just two of their first nine matches, but bounced back, going 8-1 in their last nine. They also won five of their six BIG EAST matches, losing only to Rutgers by a slim 4-3 margin, to claim the No. 5 seed in the conference championships. The team has been led all year by Justin Slattery and Brad Anderson, who have split time at No. 1 and 2 singles. Both have 10+ singles wins this spring and are 6-0 in conference play. As the Eagles' No. 1 doubles team, Slattery and Anderson are 13-2 overall and sport a flawless 5-0 BIG EAST mark. In the fall, the duo reached the semifinals of the Eastern Regional Championships.

Women's Head Coach: Nigel Bentley

Women's Record: 12-7 (6-2 BIG EAST)

Women's Recap: The women's tennis team started the year strongly, winning its first four matches. It then hit a rough stretch, going just 1-5 in its next six, but then played at a high level, finishing the regular season by winning seven of its last nine matches. The Eagles played an incredibly difficult schedule, with all seven of their losses coming against teams ranked in the top 75. BC's 6-2 conference mark earned it the No. 3 seed in the BIG EAST Championships. Szilvia Szegedi, the team's No. 1 singles player, led a quartet of Eagles with double-digit win totals. The No. 1 doubles team of Nida Waseem and Emily Hellberg went 10-6 on the year, including a 7-1 record in conference matches.

VOLLEYBALL

Head Coach: Jackie Hadel

Record: 14-18 overall (3-10 BIG EAST)

Recap: The Eagles finished a rollercoaster of a season with a 14-18 record. BC opened the season strongly, taking the title at the College of Charleston Tournament. Senior Rachel Bach, who led the team in kills, recorded the 1,000th kill of her career. BC had a mid-season four-game win streak, with consecutive victories over West Virginia, Quinnipiac, Providence and Sacred Heart. The Eagles finished the BIG EAST schedule with a 3-10 conference record, but topped UConn in an emotional match on senior night.

VARSITY SPORTS RECORDS

	1998-99	1999-00	2000-01	2001-02	2002-03		1998-99	1999-00	2000-01	2001-02	2002-03
	W-L-T	W-L-T	W-L-T	W-L-T	W-L-T		W-L-T	W-L-T	W-L-T	W-L-T	W-L-T
Men's Records						Women's Records					
Football	4-7	8-4	7-5	8-4	9-4	Basketball	22-8	26-9	14-15	23-8	22-9
Basketball	6-21	11-19	27-5	20-12	19-12	Field Hockey	9-11	9-11	10-8	11-8	15-6
Ice Hockey	27-11-4	29-12-1	33-8-2	18-18-2	24-11-4	Ice Hockey	8-22-2	6-22-2	6-26	9-10-04	12-17-3
Soccer	5-0-2	6-9-2	12-7-1	1-8-0	18-5-0	Swimming & Diving	12-3	7-3	11-2	8-7	12-3
Lacrosse	5-9	2-9	1-10	2-7	*	Tennis	17-11	9-12	11-6	8-12	12-7
Baseball	26-22-1	35-20	29-22	30-25	33-21	Lacrosse	4-11	6-10	6-9	8-9	9-6
Swimming & Diving	7-6	6-3	10-5	8-7	8-7	Soccer	12-6-3	16-7-1	14-7-0	11-10-1	11-8-1
Tennis	15-14	12-12	13-10	13-9	10-8	Softball	27-20	20-25	31-24	26-26-0	35-22
						Volleyball	12-19	13-19	13-17	18-11	14-18

*Club Sport as of 2002-2003

Source: Media Relations Office

INTRAMURAL SPORTS PARTICIPATION 2002-2003

SPORT	# of Teams	# of	
		Men	Women
FALL			
Softball (M)	18	324	-
Softball (Coed)	17	121	151
Football	64	1164	18
Volleyball	28	176	169
Basketball Tournament (M)	48	480	-
Basketball Tournament (W)	10	-	105
Singles Tennis Tournament (W)	-	-	5
Singles Tennis Tournament (M)	-	24	-
Doubles Tennis Tournament	-	34	0
Coed Iron Eagle Fitness Challenge #1	-	28	9
WINTER			
Intermediate Ice Hockey	14	205	6
Advanced Ice Hockey	12	175	4
Little East Basketball Tournament (M)	30	104	-
Little East Basketball Tournament (W)	5	-	18
Men's Soccer	16	192	-
Women's Soccer	16	-	224
Basketball (M)	64	651	-
Basketball (W)	16	-	208
SPRING			
Singles Tennis Tournament (M)	-	20	-
Singles Tennis Tournament (W)	-	-	10
Wiffleball Tournament (M)	16	157	-
Coed Wiffleball Tournament	4	22	15
Coed Volleyball Tournament	16	104	72
Coed Two-Ball B ball Shooting Challenge	-	115	11
Coed Iron Eagle Fitness Challenge #2	-	16	13
Golf	-	32	0
Totals	394	4144	1038
Total Participants		5182	

Source: Flynn Recreation Complex

INTERCOLLEGIATE SPORTS PARTICIPATION 2002-2003

Varsity Sport	Men	Women
Baseball	33	-
Basketball	14	15
Fencing	16	20
Field Hockey	-	20
Football	100	-
Golf	10	9
Ice Hockey	27	24
Lacrosse	-	23
Rowing	-	44
Sailing	23	19
Skiing	13	6
Soccer	26	27
Softball	-	15
Swimming/Diving	30	40
Tennis	10	9
Track and Field and Cross Country	62	74
Volleyball	-	11
Totals	364	356
Total Participants	720	

Source: BCAA Compliance Office

FOUNDER OF BOSTON COLLEGE

Rev. John McElroy, S.J.
 Pastor, Immaculate Conception Parish, Boston
 1861-1863

PRESIDENTS OF BOSTON COLLEGE

- | | |
|--------------------------------|-------------|
| 1. John Bapst, S.J. | 1863 – 1869 |
| 2. Robert W. Brady, S.J. | 1869 – 1870 |
| 3. Robert Fulton, S.J. | 1870 – 1880 |
| 4. Jeremiah O'Connor, S.J. | 1880 – 1884 |
| 5. Edward V. Boursaud, S.J. | 1884 – 1887 |
| 6. Thomas H. Stack, S.J. | 1887 |
| 7. Nicholas Russo, S.J. | 1887 – 1888 |
| 8. Robert Fulton, S.J. | 1888 |
| 9. Edward I. Devitt, S.J. | 1891 – 1894 |
| 10. Timothy Brosnahan, S.J. | 1894 – 1898 |
| 11. W. G. Read Mullan, S.J. | 1898 – 1903 |
| 12. William F. Gannon, S.J. | 1903 – 1907 |
| 13. Thomas I. Gasson, S.J. | 1907 – 1914 |
| 14. Charles W. Lyons, S.J. | 1914 – 1919 |
| 15. William Devlin, S.J. | 1919 – 1925 |
| 16. James H. Dolan, S.J. | 1925 – 1932 |
| 17. Louis J. Gallagher, S.J. | 1932 |
| 18. William J. McGarry, S.J. | 1937 – 1939 |
| 19. William J. Murphy, S.J. | 1939 – 1945 |
| 20. William L. Keleher, S.J. | 1945 – 1951 |
| 21. Joseph R. N. Maxwell, S.J. | 1951 – 1958 |
| 22. Michael P. Walsh, S.J. | 1958 – 1968 |
| 23. W. Seavey Joyce, S.J. | 1968 – 1972 |
| 24. J. Donald Monan, S.J. | 1972 – 1996 |
| 25. William P. Leahy, S.J. | 1996 – |

**HONORARY DEGREES AWARDED
BY BOSTON COLLEGE 1955-2003****1955**

Fred J. Driscoll, LL.D.
 Christian A. Herter, LL.D.
 Edward A. Hogan, Jr., LL.D.*
 Rear Adm. Bartholomew W. Hogan, Sc.D.
 John B. Hynes, LL.D.
 His Beatitude Maximos IV, LL.D.
 (August 23, 1955)
 Valerian Cardinal Gracias, LL.D.
 Russel Kirk, Litt.D.
 Edward A. Sullivan, LL.D.

1956

Bartholomew A. Brickley, LL.D.
 Peter J. W. Debye, Sc.D.
 Most Rev. Frederick A. Donaghy, LL.D.
 John F. Kennedy, LL.D.*
 John W. King, LL.D.
 Charles Munch, D. Mus.
 Edward F. Williams, LL.D.

1957

Wallace E. Carroll, LL.D.
 Arthur J. Kelly, LL.D.
 Augustus C. Long, LL.D.*
 Adrian O'Keeffe, LL.D.
 Very Rev. Msgr. Patrick W. Skehan, LL.D.
 Nils Y. Wessell, LL.D.

1958

Most Rev. Amleto G. Cicognani, LL.D.
 (April 21, 1958)
 Carl J. Gilbert, LL.D.
 Paul Horgan, Litt.D.
 Barnaby C. Keeney, LL.D.*
 Henry M. Leen, LL.D.
 Jacques Maritain, LL.D.
 Raissa Maritain, LL.D.
 Harold Marston Morse, D.Sc.
 Rev. John B. Sheerin, C.S.P., LL.D.
 Francis Cardinal Spellman, LL.D.
 (December 8, 1958)

1959

His Excellency Sean T. O'Kelly, LL.D.
 (March 22, 1959)
 Ernest Henderson, LL.D.
 Rev. John LaFarge, S.J., LL.D.
 Henry Cabot Lodge, LL.D.
 George Meany, LL.D.
 Carlos P. Romulo, LL.D.*
 Helen C. White, Litt.D.

1960

Marian Anderson, D.Mus.
 J. Peter Grace, LL.D.
 Caryl P. Haskins, LL.D.
 Robert F. Kennedy, LL.D.

FOUNDER OF BOSTON COLLEGE

Rev. John McElroy, S.J.

Pastor, Immaculate Conception Parish, Boston

1861-1863

PRESIDENTS OF BOSTON COLLEGE

- | | |
|--------------------------------|-------------|
| 1. John Bapst, S.J. | 1863 – 1869 |
| 2. Robert W. Brady, S.J. | 1869 – 1870 |
| 3. Robert Fulton, S.J. | 1870 – 1880 |
| 4. Jeremiah O'Connor, S.J. | 1880 – 1884 |
| 5. Edward V. Boursaud, S.J. | 1884 – 1887 |
| 6. Thomas H. Stack, S.J. | 1887 |
| 7. Nicholas Russo, S.J. | 1887 – 1888 |
| 8. Robert Fulton, S.J. | 1888 |
| 9. Edward I. Devitt, S.J. | 1891 – 1894 |
| 10. Timothy Brosnahan, S.J. | 1894 – 1898 |
| 11. W. G. Read Mullan, S.J. | 1898 – 1903 |
| 12. William F. Gannon, S.J. | 1903 – 1907 |
| 13. Thomas I. Gasson, S.J. | 1907 – 1914 |
| 14. Charles W. Lyons, S.J. | 1914 – 1919 |
| 15. William Devlin, S.J. | 1919 – 1925 |
| 16. James H. Dolan, S.J. | 1925 – 1932 |
| 17. Louis J. Gallagher, S.J. | 1932 |
| 18. William J. McGarry, S.J. | 1937 – 1939 |
| 19. William J. Murphy, S.J. | 1939 – 1945 |
| 20. William L. Keleher, S.J. | 1945 – 1951 |
| 21. Joseph R. N. Maxwell, S.J. | 1951 – 1958 |
| 22. Michael P. Walsh, S.J. | 1958 – 1968 |
| 23. W. Seavey Joyce, S.J. | 1968 – 1972 |
| 24. J. Donald Monan, S.J. | 1972 – 1996 |
| 25. William P. Leahy, S.J. | 1996 – |

**HONORARY DEGREES AWARDED
BY BOSTON COLLEGE 1955-2003****1955**

Fred J. Driscoll, LL.D.
 Christian A. Herter, LL.D.
 Edward A. Hogan, Jr., LL.D.*
 Rear Adm. Bartholomew W. Hogan, Sc.D.
 John B. Hynes, LL.D.
 His Beatitude Maximos IV, LL.D.
 (August 23, 1955)
 Valerian Cardinal Gracias, LL.D.
 Russel Kirk, Litt.D.
 Edward A. Sullivan, LL.D.

1956

Bartholomew A. Brickley, LL.D.
 Peter J. W. Debye, Sc.D.
 Most Rev. Frederick A. Donaghy, LL.D.
 John F. Kennedy, LL.D.*
 John W. King, LL.D.
 Charles Munch, D. Mus.
 Edward F. Williams, LL.D.

1957

Wallace E. Carroll, LL.D.
 Arthur J. Kelly, LL.D.
 Augustus C. Long, LL.D.*
 Adrian O'Keefe, LL.D.
 Very Rev. Msgr. Patrick W. Skehan, LL.D.
 Nils Y. Wessell, LL.D.

1958

Most Rev. Amleto G. Cicognani, LL.D.
 (April 21, 1958)
 Carl J. Gilbert, LL.D.
 Paul Horgan, Litt.D.
 Barnaby C. Keeney, LL.D.*
 Henry M. Leen, LL.D.
 Jacques Maritain, LL.D.
 Raissa Maritain, LL.D.
 Harold Marston Morse, D.Sc.
 Rev. John B. Sheerin, C.S.P., LL.D.
 Francis Cardinal Spellman, LL.D.
 (December 8, 1958)

1959

His Excellency Sean T. O'Kelly, LL.D.
 (March 22, 1959)
 Ernest Henderson, LL.D.
 Rev. John LaFarge, S.J., LL.D.
 Henry Cabot Lodge, LL.D.
 George Meany, LL.D.
 Carlos P. Romulo, LL.D.*
 Helen C. White, Litt.D.

1960

Marian Anderson, D.Mus.
 J. Peter Grace, LL.D.
 Caryl P. Haskins, LL.D.
 Robert F. Kennedy, LL.D.

Charles Malik, LL.D.*
 Most Rev. Russell J. McViney, LL.D.
 Samuel Eliot Morison, LL.D.
 Rt. Rev. Matthew P. Stapleton, LL.D.
 Rev. Henry M. Brock, S.J., D.Sc.
 (October 12, 1960)

1961

Allen W. Dulles, LL.D.
 Anthony Julian, LL.D.
 Robert D. Murphy, LL.D.*
 Louis R. Perini, LL.D.
 Abraham Ribicoff, LL.D.
 Rt. Rev. Robert J. Sennott, LL.D.
 Edward Teller, LL.D.

1962

Detlev W. Bronk, D.Sc.*
 Ralph J. Bunche, LL.D.
 Christopher J. Duncan, M.D., LL.D.
 Sir Alec Guinness, D.F.A.
 Rt. Rev. Francis J. Lally, Litt.D.
 Ralph Lowell, LL.D.
 Phyllis McGinley, Litt.D.
 Perry G. Miller, Litt.D.

1963

Augustin Cardinal Bea, S.J., J.U.D.
 (March 26, 1963)
 Rev. Edward B. Bunn, S.J., LL.D.
 (April 20, 1963)
 Lady Barbara Ward Jackson, Litt.D.
 (April 20, 1963)
 Nathan Marsh Pusey, L.H.D.
 (April 20, 1963)
 Bruce Catton, Litt.D.
 Anthony Joseph Celebrezze, LL.D.*
 Arthur Joseph Goldberg, LL.D.
 John Jay McCloy, LL.D.
 James Barrett Reston, LL.D.
 Rt. Rev. John Joseph Ryan, L.H.D.
 Jose Luis Sert, Litt.D.
 Joseph Leo Sweeney, LL.D.
 Robert Clifton Weaver, LL.D.
 James Edwin Webb, D.Sc.

1964

John Coleman Bennett, LL.D.
 Henri Maurice Peyre, LL.D.
 Most Rev. Ernest John Primeau, LL.D.
 Sidney R. Rabb, L.H.D.
 Paul Anthony Samuelson, LL.D.
 Rev. Joseph L. Shea, S.J., LL.D.
 Robert Sargent Shriver, Jr., LL.D.*
 Mary Sullivan Stanton, LL.D.

1965

John P. Birmingham, LL.D.
 Robert McAfee Brown, LL.D.
 J. N. Douglas Bush, Litt.D.
 Victor L. Butterfield, L.H.D.
 John T. Connor, LL.D.
 Edith Green, LL.D.
 Rev. John Courtney Murray, S.J., L.H.D.*

Rt. Rev. Lawrence J. Riley, LL.D.
 Alan T. Waterman, D.Sc.

1966

Most Rev. John W. Comber, M.M., L.H.D.
 Edward F. Gilday, L.H.D.
 Edward M. Kennedy, LL.D.
 Francis Keppel, LL.D.*
 Mother Eleanor M. O'Byrne, R.S.C.J., LL.D.
 Stephen P. Mugar, LL.D.
 Abram L. Sachar, L.H.D.
 Rene Wellek, Litt.D.
 George Wells Beadle, D.Sc.
 (November 12, 1966)
 William Bosworth Castle, M.D., L.H.D.
 (November 12, 1966)
 Donald Frederick Hornig, LL.D.
 (November 12, 1966)
 James Alfred Van Allen, D.Sc.
 (November 12, 1966)

1967

Sarah Caldwell, Litt.D.
 Richard Palmer Chapman, LL.D.
 Very Rev. John Francis Fitzgerald, C.S.P.,
 L.H.D.
 John Kenneth Galbraith, LL.D.
 John William Gardner, LL.D.*
 Everett Cherrington Hughes, LL.D.
 John Anthony Volpe, LL.D.

1968

Kingman Brewster, Jr., LL.D.*
 Rev. Henri de Lubac, S.J., L.H.D.
 Erwin N. Griswold, LL.D.
 Rita P. Kelleher, D.Sc.
 Most Rev. John J. McEleney, S.J., LL.D.
 Cornelius W. Owens, LL.D.
 James J. Shea, Sr., LL.D.
 Roger J. Traynor, LL.D.

1969

R. Buckminster Fuller, D.F.A.*
 Katharine Graham, D.Journ.
 Philip J. McNiff, L.H.D.
 Talcott Parsons, D.S.S.
 A. Philip Randolph, LL.D.
 Henry Lee Shattuck, D.C.S.
 Terence Cardinal Cooke, LL.D.

1970

James Edward Allen, Jr., D.Sc.Ed.
 Rt. Rev. John Melville Burgess, LL.D.
 Joan Ganz Cooney, D.Sc.Ed.
 Sterling Dow, L.H.D.
 Hartford Nelson Gunn, Jr., L.H.D.
 Rev. Bernard Joseph Francis Lonergan, S.J.,
 Hist.Phil.D.
 Elliot Norton, L.H.D.
 Perry Townsend Rathbone, D.F.A.
 Earl Warren, D.Sc.L.*
1971
 Walter Jackson Bate, H.D.
 Andrew Felton Brimmer, S.S.D.

Rev. Msgr. George William Casey, Litt.D.
 Mircea Eliade, R.D.
 Eli Goldston, LL.D.
 Elma Lewis, D.F.A.
 Michael Joseph Mansfield, LL.D.*
 William James McGill, S.S.D.
 Most Rev. Humberto Sousa Medeiros,
 S.T.D.
 Walter George Muelder, D.Sc.T.
 Leverett Saltonstall, LL.D.

1972

Mary Ingraham Bunting, D.Sc.
 Arthur Fiedler, D.Mus.
 Northrop Frye, L.H.D.
 John James Griffin, D.C.S.
 Sir William Arthur Lewis, L.H.D.
 Louis Martin Lyons, D.Journ.
 Rev. John Anthony McCarthy, S.J., Litt.D.
 Hildegard Elizabeth Peplau, D.N.S.
 Adlai Ewing Stevenson, III, LL.D.*
 Walter Edward Washington, LL.D.

1973

A.J. Antoon, L.H.D.
 Harold Bloom, L.H.D.
 Fred J. Borch, D.B.A.
 Vernon E. Jordan, Jr., LL.D.
 John George Kemeny, D.Sc.*
 Rev. Daniel Linehan, S.J., D.Sc.
 Thomas Philip O'Neill, Jr., LL.D.

1974

Soia Mentschikoff, LL.D.*
 Thomas L. Phillips, D.B.A.
 Carl Thomas Rowan, L.H.D.
 Thomas Paul Salmon, LL.D.
 Sir Ronald Syme, L.H.D.
 Henry Bradford Washburn, Jr., L.H.D.

1975

Melnea A. Cass, L.H.D.
 Silvio O. Conte, LL.D.
 John Thomas Dunlop, LL.D.
 Rev. Francis J. Gilday, S.J., L.H.D.
 Edward Lewis Hirsh, L.H.D.
 Paul Ricoeur, L.H.D.*
 Vincent Charles Ziegler, D.B.A.

Bicentennial Convocation**September 28, 1975**

Thomas Joseph Galligan, Jr., D.B.A.
 Oscar Handlin, L.H.D.
 William J. Harrington, M.D., D.Sc.
 Edward Hirsh Levi, LL.D.
 Rev. Michael Patrick Walsh, S.J., L.H.D.
 Mary Lou Williams, D.A.

1976

Abram Thurlow Collier, D.B.A.
 John Hope Franklin, L.H.D.
 Rev. Martin Patrick Harney, S.J., H.D.
 Mildred Fay Jefferson, M.D., D.Sc.

Asa Smallidge Knowles, D.Sc.Ed.
Most Rev. Joseph Francis Maguire, LL.D.
Daniel Patrick Moynihan, LL.D.*

1977

Rev. Raymond Edward Brown, Litt.D.*
Gerhard D. Bleicken, LL.D.
Alice Bourneuf, D.Sc.
James F. McDonough, M.D., D.Sc.
Maria Tallchief Paschen, D.A.
Michael Joseph Walsh, Litt.D.

1978

Bruno Bettelheim, Litt.D.
Rev. Charles F. Donovan, S.J., L.H.D.
Charles D. Ferris, LL.D.*
Marvin E. Frankel, LL.D.
John William McDevitt, LL.D.
Leo Perlis, D.S.S.

1979

Dorothy Baker, D.S.S.
Edward Patrick Boland, LL.D.
George P. Donaldson, LL.D.
Richard Ellmann, L.H.D.
Robben W. Fleming, L.H.D.
Walter F. Mondale, LL.D.*
David S. Nelson, LL.D.*

1980

Germaine Bree, Litt.D.*
Albert M. Folkard, L.H.D.
Edward J. King, D.Pub.Admn.
Joseph Cardinal Malula, LL.D.
Thomas Aquinas Murphy, The Ignatius Medal (March 16, 1980)
Bernard J. O'Keefe, D.E.Sc.
Kevin H. White, LL.D.

1981

Thomas Cardinal Ó Fiaich, Litt.D.
(October 23, 1981)
Rev. Joseph Delphis Gauthier, S.J., L.H.D.
Margaret M. Heckler, LL.D.
Rose Fitzgerald Kennedy, L.H.D.
Donald F. McHenry, LL.D.
Thomas P. O'Neill, Jr., The Ignatius Medal*
Joseph Harry Silverstein, D.A.
Paul Donovan Sullivan, D.S.S.

1982

Rev. Robert I. Burns, S.J., L.H.D.
George Bush, LL.D.*
Robert A. Charpie, D.Sc.
Dolores Hope, The Ignatius Medal
(November 6, 1982)
Josephine L. Taylor, D.Sc.Ed.

1983

Maya Angelou, L.H.D.
Virginia A. Henderson, D.N.S.
Joseph McKenney, D.Ed.
Rev. Vincent T. O'Keefe, S.J., L.H.D.
(March 13, 1983)
Rev. Bruce J. Ritter, O.F.M., D.S.S.*
An Wang, LL.D.

1984

Leon Higginbotham, LL.D.
Richard Hill, D.B.A.
Most Rev. Bernard F. Law, S.T.D.*
Robert Merrifield, D.Sc.
Muriel Sutherland Snowden, D.S.S.
Otto Phillip Snowden, D.S.S.

1985

Rev. Frederick Joseph Adelman, S.J., L.H.D.
Lena Frances Edwards, D.Sc.
Rev. J. Bryan Hehir, LL.D.
Agnes Mongan, D.F.A.
Anthony John Francis O'Reilly, D.B.A.
(March 17, 1985)
Andrew J. Young, LL.D.*
Edward Zigler, L.H.D.

1986

Corazon C. Aquino, The Ignatius Medal
(September 21, 1986)
Guido Calabresi, LL.D.
Jacques d'Amboise, D.F.A.
Annie Dillard, L.H.D.
Lionel B. Richie, Jr., D.Mus.
Francis C. Rooney, Jr., D.B.A.
Jamie Cardinal Sin, S.T.D.*

1987

Josephine A. Dolan, D.N.S.
Garret FitzGerald, LL.D.
Walter E. Massey, D.Sc.
John G. McElwee, LL.D.
Rev. Francis W. Sweeney, S.J., L.H.D.
Vernon A. Walters, LL.D.*

1988

His Grace, Samuel E. Carter, S.J., S.T.D.*
Esmé Valerie Eliot, Litt.D.
Hans-Georg Gadamer, L.H.D.
Robert Francis O'Malley, D.Sc.
Richard Alan Smith, LL.D.
Paul A. Volcker, LL.D.

1989

Thea Bowman, F.S.P.A., R.D.
George E. Doty, The Ignatius Medal
(April 6, 1989)
Jonathan Kozol, D.S.S.*
Thomas S. Murphy, LL.D.
Kenneth Gilmore Ryder, D.Sc.Ed.
Richard Francis Syron, LL.D.
(March 18, 1989)
Jerzy Turowicz, L.H.D.

1990

Edward A. Brennan, D.B.A.
Thomas J. Brokaw, L.H.D.*
Raymond G. Chambers, The Ignatius Medal
(April 5, 1990)
Franklyn G. Jenifer, LL.D.
Rev. César A. Jerez, S.J., L.H.D.
Eunice Kennedy Shriver, L.H.D.
Robert M. Solow, LL.D.

1991

William Aramony, The Ignatius Medal
(April 18, 1991)
Raymond Edward Brown, S.S., The Ignatius Medal (July 25, 1991)
John J. Curtin, Jr., LL.D.
Rev. Timothy S. Healy, S.J., L.H.D.*
Seamus J. Heaney, Litt.D.
Rachel A. Robinson, D.Sc.Ed.
John R. Smith, D.B.A.

1992

Barbara Bush, The Ignatius Medal
(April 2, 1992)
Mary Ann Glendon, LL.D.
Roberto C. Goizueta, D.B.A.
John E. Jacob, L.H.D.
John J. Moakley, LL.D.
Caroline C. Putnam, R.S.C.J., D.F.A.
Warren B. Rudman, LL.D.*

1993

Jack Kemp, The Ignatius Medal
(April 22, 1993)
William J. Vouté, The Ignatius Medal
(April 22, 1993)
Queen Noor of Jordan, LL.D.*
James F. Cleary, D.B.A.
Elias J. Corey, D.Sc.
Henry E. Hampton, L.H.D.
Thérèse Higgins, C.S.J., L.H.D.
Thomas H. O'Connor, L.H.D.
John T. Williams, D.Mus.

1994

Daniel P. Tully, The Ignatius Medal
(April 21, 1994)
James P. Comer, LL.D.
Louis V. Gerstner, Jr., D.B.A.
Frances Hesselbein, L.H.D.
Corinne Boggs Roberts, LL.D.*
Donald J. White, L.H.D.

1995

Rita Dove, L.H.D.
John Hume, LL.D.*
Teddy Kollek, LL.D.
Peter S. Lynch, LL.D.
Cornelius Clarkson Vermeule, III, L.H.D.

1996

Lawrence A. Bossidy, The President's Medal for Excellence (April 18, 1996)
T. Berry Brazelton, LL.D.
William M. Bulger, LL.D.
William H. Cosby, L.H.D.*
Marian L. Heard, D. Pub. Adm.
Michael J. Mansfield, The Speaker Thomas P. O'Neill, Jr. Award for Distinguished Citizenship
J. Donald Monan, S.J., LL.D.

1997

John S. Chalsty, The President's Medal for Excellence (April 17, 1997)
Peter Dervan, D.Sc.
Roger Cardinal Etcheagaray, LL.D.

John A. McNeice, Jr., D.B.A.
Bernice Johnson Reagon, L.H.D.
Janet Reno, LL.D.**

1998

An Taoiseach Bertie Ahern, T.D., LL.D.
Archibald Cox, The Speaker Thomas P. O'Neill, Jr.
Award for Distinguished Citizenship
Margaret A. Dwyer, LL.D.
John N. Hatsopoulos, D.B.A.
Catalina Montes, L.H.D.
James W. Skehan, S.J., D.Sc.
Frank G. Zarb, The President's Medal for Excellence
(April 16, 1998)

1999

Richard A. Grasso, The President's Medal for
Excellence (April 15, 1999)
Anna Faith Jones, L.H.D.
Alice E. McDermott, L.H.D.
Bill Richardson, LL.D.*
William F. Russell, L.H.D.
David Trimble, LL.D.

2000

Fayette M. Long, L.H.D.
Jaime Cardinal Ortega y Alamino, LL.D.
Richard W. Riley*
Kip Tiernan, L.H.D.
Sanford L. Weill, The President's Medal for Excellence
(April 13, 2000)
Robert C. Wright, LL.D.

2001

Francis B. Campanella, LL.D.
William F. Connell, The Ignatius Medal
(August 21, 2001)
Thomas S. Durant, MD, L.H.D.
John J. Moakley, The Speaker Thomas P. O'Neill, Jr.
Award for Distinguished Citizenship
Clare S. Pratt, RSCJ, L.H.D.
Patrick E. Roche, D.B.A.
John F. Smith, Jr. The President's Medal for Excellence
(April 19, 2001)
Cherryl Thomas, D.Pub. Adm.
Tommy G. Thompson, LL.D*

2002

R. Nicholas Burns, LL.D.*
Rev. Robert J. Bowers, L.H.D.
Charles Dolan, The President's Medal for Excellence
(April 18, 2002)
Sara Lawrence-Lightfoot, L.H.D.
Rev. John W. O'Malley, S.J., L.H.D.
Sister Marie Santry, S.N.D. de Namur, L.H.D.
Elisabeth Zweig Leoni, D.Pub. Adm.

2003

Sister Kathleen Carr, C.S.J., L.H.D.
John L. Mahoney, L.H.D.
Dawn E. McNair, L.H.D.
Robert L. Reynolds, The President's Medal for
Excellence (April 23, 2003)
Thomas A. Vanderslice, D.B.A.
Erik Weihenmayer, L.H.D. *

* Commencement Speakers.

Source: President's Office

TYPES OF DEGREES CONFERRED AT BOSTON COLLEGE

Bachelor of Arts (A.B.)
Bachelor of Science (B.S.)
Master of Arts (M.A.)
Master of Arts in Teaching (M.A.T.)
Master of Business Administration (M.B.A.)
Master of Education (M.Ed.)
Master of Science (M.S.)
Master of Science in Teaching (M.S.T.)
Master of Social Work (M.S.W.)
Certificate of Advanced Educational Specialization (C.A.E.S.)
Certificate of Advanced Graduate Studies (C.A.G.S.)
Doctor of Philosophy (Ph.D.)
Doctor of Law (J.D.)

HONORARY DEGREES GRANTED BY BOSTON COLLEGE

D.A.	Doctor of Arts
D.B.A.	Doctor of Business Administration
D.C.S.	Doctor of Commercial Science
D.E.Sc.	Doctor of Engineering Science
D.F.A.	Doctor of Fine Arts
D.Journ.	Doctor of Journalism
D.Mus.	Doctor of Music
D.N.S.	Doctor of Nursing Science
D.Pub. Adm.	Doctor of Public Administration
D.Sc.	Doctor of Science
D.Sc.Ed.	Doctor of Science in Education
D.Sc.L.	Doctor of the Science of Law
D.Sc.T.	Doctor of the Science of Theology
D.S.S.	Doctor of Social Science
H.D.	Doctor of History
Hist.Phil.D.	Doctor of History in Philosophy
J.U.D.	Doctor of Civil and Canon Laws
LL.D.	Doctor of Laws
L.H.D.	Doctor of Humane Letters
Litt.D.	Doctor of Letters, Doctor of Literature
R.D.	Doctor of Religion
S.T.D.	Doctor of Sacred Theology
Sc.D.	Doctor of Science

Source: Commencement Programs, 1955 - present

ACCREDITING AGENCIES

AACSB International -Association to Advance Collegiate
Schools of Business
American Bar Association
American Chemical Society
American Psychological Association
Association of American Law Schools

Commission on Collegiate Nursing Education
Council on Social Work Education
Interstate Certification Compact
National Council for Accreditation of Teacher Education
National League for Nursing
New England Association of Schools and Colleges

Source: Deans' Offices

ASSOCIATION MEMBERSHIPS*

American Association of Colleges of Nursing
American Association of College Registrars and
Admissions Officers
American Association of Colleges for Teacher Education
American Association of Comparative Law
American Association for Higher Education
American Association for the History of Nursing
American Association of University Women
American Bar Association
American Council on Education
American Educational Research Association
American Public Welfare Association
Association of American Colleges and Universities
Association of American Law Schools
Association of Catholic Colleges and Universities
Association of Colleges & Schools of Education in
State Universities & Land Grant Colleges
Association of Collegiate Schools of Planning
Association for Continuing Higher Education
Association of Independent Colleges and Universities
in Massachusetts
Association of Independent Liberal Arts Colleges for
Teacher Education
Association for Institutional Research
Association of Jesuit Colleges and Universities
Association for Supervision & Curriculum Development
Association of Research Libraries
Association of Teacher Educators
Association of Urban Universities
Boston Library Consortium
Boston Theological Institute
The College Board
Commonwealth Education Deans' Council
Council for Advancement and Support of Education
Council for Exceptional Children
Council of Graduate Schools
Council of the Great City Schools
Council on Legal Education Opportunity
Council on Governmental Relations
Council on Social Work Education
Graduate Management Admission Council
Holmes Partnership
International Association of Schools of Social Work
International Association of Universities
International Federation of Catholic Universities
Jesuit Conference of Nursing Programs
Jesuit Student Personnel Association
Law School Admission Council
Massachusetts Association for Women in Education

Massachusetts Association of Colleges of Nursing
Massachusetts Association of Colleges for
Teacher Education
Massachusetts Association of Early Childhood Education
Massachusetts Association of School Superintendents
Massachusetts Association for Supervision and
Curriculum Development
Massachusetts Council of Nursing Organizations
Massachusetts Law School Consortium
Massachusetts/Rhode Island League for Nursing
National Association for Law Placement
National Association for Women in Education
National Association of Catholic Charities
National Association of College Admissions Counselors
National Association of College and University
Business Officers
National Association of Deans and Directors of Schools
of Social Work
National Association of Graduate Admission Professionals
National Association of Independent Colleges
and Universities
National Association of Student Financial Aid Administrators
National Association of Student Personnel Administrators
National Association for Women in Education
National Association of Women in Catholic Higher Education
National Council of University Research Administrators
National League for Nursing
National Organization of Nurse Practitioner Faculties
National Physical Science Consortium
New England Educational Research Organization
North American Association of Summer Sessions
North American Network of Field Educators and Directors
Northeastern Association of Graduate Schools
Society of Research Administrators
South Shore Educational Collaborative
University Continuing Education Association
Urban Network in Teacher Education
Alpha Sigma Nu**
Beta Gamma Sigma**
Order of the Coif**
Phi Beta Kappa**
Phi Delta Kappa**

* The above listing is meant only to be representative of the major types of memberships held by the University.

** A complete listing of honor societies to which the University belongs may be found in the *Boston College Student Guide*.

Source: Deans' Offices

ACADEMIC DEPARTMENT LOCATIONS

Accounting Department, CSOM.....	Fulton 520
Advancing Studies, Woods College of.....	McGuinn 100
Arts and Sciences, College of	Gasson 109A
Arts and Sciences, Graduate School of.....	McGuinn 221
Biology Department	Higgins 355
Business Law Department, CSOM.....	Fulton 420
Chemistry Department	Merkert 125
Classical Studies Department	Carney 122
Communication Department	21 Campanella Way 513A
Computer Science Department, CSOM.....	Fulton 460
Counseling, Developmental Psychology, and Research Methods Department, LSOE.....	Campion 309
Counseling Services, University	Gasson 108, Campion 301, Fulton 254
Economics Department.....	21 Campanella Way 412
Educational Administration and Higher Education Department, LSOE.....	Campion 205
Education, Lynch School of.....	Campion 101
English Department	Carney 446
Finance Department, CSOM	Fulton 330
Fine Arts Department.....	Devlin 434
Geology and Geophysics Department	Devlin 213
German Studies Department.....	Lyons 201
History Department	21 Campanella Way 412
Honors Program	
Arts and Sciences	Gasson 102
Education.....	Campion 104
Management.....	Fulton 226A
Language Laboratory	Lyons 313
Law School	Stuart Hall, Newton Campus
Management Center, Carroll School of.....	Fulton 510
Management, Graduate Program, Carroll School of.....	Fulton 320
Management, Undergraduate Program, Carroll School of	Fulton 360
Marketing Department, CSOM.....	Fulton 450
Mathematics Department	Carney 301
Music Department.....	Lyons 407
Nursing, School of.....	Cushing 202
Operations and Strategic Management Department, CSOM.....	Fulton 350
Organizational Studies Program, CSOM.....	Fulton 430
Philosophy Department.....	21 Campanella Way 312
Physics Department.....	Higgins 335
Political Science Department.....	McGuinn 201
Psychology Department	McGuinn 301
Religious Education and Pastoral Ministry, Institute of.....	31 Lawrence Ave
Romance Languages and Literatures Department.....	Lyons 304
Slavic and Eastern Languages Department.....	Lyons 210
Social Work, Graduate School of	McGuinn 129
Sociology Department.....	McGuinn 426
Summer Session.....	McGuinn 100
Teacher Education, Special Education and Curriculum & Instruction, LSOE.....	Campion 211
Theater Department	Robsham
Theology Department	21 Campanella Way 312

ACADEMIC CALENDARS 2003-2004

Fall Semester

August 25	Monday: Classes begin for 2nd and 3rd year law students
August 26	Tuesday: Classes begin for 1st year law students
September 1	Monday: Labor Day - No classes
September 2	Tuesday: Classes begin
October 13	Monday: Columbus Day - No classes
November 26 - 28	Wednesday - Friday: Thanksgiving Holidays
December 10 and 11	Wednesday - Thursday: Study days - No classes for undergraduate day students only
December 12 - 19	Friday - Friday: Term examinations

Spring Semester

January 5	Monday: Classes begin for all law students
January 19	Monday: Martin Luther King, Jr. Day - No classes
January 20	Tuesday: Classes begin
March 1 - 5	Monday - Friday: Spring Vacation
April 8 - April 12	Thursday - Monday: Easter Weekend - No classes Holy Thursday, Good Friday, Easter Monday (except classes beginning at 4:00 p.m. and later)
April 19	Monday: Patriots Day - No classes
May 7 and 10	Friday - Monday: Study days - No classes for undergraduate day students only
May 11 - 18	Tuesday - Tuesday: Term examinations
May 24	Monday: Commencement
May 28	Friday: Law School Commencement

2004-2005

Fall Semester

September 6	Monday: Labor Day - No classes
September 7	Tuesday: Classes Begin
October 11	Monday: Columbus Day - No classes
November 24 - 26	Wednesday - Friday: Thanksgiving Holidays
December 11 - 12	Saturday - Sunday: Study days - No classes for undergraduate day students only
December 13 - 20	Monday - Monday: Term Examinations

Spring Semester

January 17	Monday: Martin Luther King, Jr. Day - No classes
January 18	Tuesday: Classes begin
March 7 - 11	Monday - Friday: Spring Vacation
March 24 - 28	Thursday - Monday: Easter Weekend - No classes Holy Thursday, Good Friday, Easter Monday (except classes beginning at 4:00 P.M. and later)
April 18	Monday: Patriot's Day - No classes
May 6 - 9	Friday - Monday: Study days - No classes for undergraduate day students only
May 10 - 17	Tuesday - Tuesday: Term Examinations
May 23	Monday: Commencement
May 27	Friday: Law School Commencement

SOURCES OF FACT BOOK INFORMATION 2003-2004

Academic Development Center
Academic Vice President's Office
Undergraduate Admission Office
Alumni Association
BCAA Compliance Office
Budget Office
Bureau of Conferences
Capital Project Management
Controller's Office
Deans' Offices
Dining Services
Enrollment Management Research
Flynn Recreation Complex
University Historian's Office
Human Resources
Information Technology Services
Jesuit Community
Language Laboratory
University Libraries
Marketing Communications
McMullen Museum of Art
Media Relations, Athletics Association
University Policies and Procedures
Office of the President
Public Affairs
Residential Life
Space Management
Sponsored Programs
Dean for Student Development
Student Financial Strategies
Student Services
Summer Session
University Archivist
University Relations Information Services
Weston Observatory

Note: Sources are responsible for the accuracy and completeness of data submitted for publication.

PHOTOGRAPHY

Susie Camarata
Gary Gilbert
Lee Pellegrini
BC Media Relations

FACT BOOK INDEX

- Academic Administration, 17
 Academic Calendars, 106
 Academic Department Locations, 105
 Academic Development Center, 77
 Academic Resources and Technologies, 74-79
 Academic Vice President Units, 19
 Accrediting Agencies, 104
 Administration and Faculty, 14-27
 Administrators, University, 21
 Advancing Studies Enrollment, 33-35
 AHANA and International Student Enrollment, 34, 39-40
 Alumni and Development, 50-57
 Alumni Association National Board of Directors, 50
 Alumni Achievement Awards, 50
 Alumni by Primary School, Gender, and Class, 52-54
 Alumni Association Regional Chapters, 50
 Alumni Donors by Primary School and Class, 56-57
 Alumni, Geographic Distribution, 51
 Alumni, by Region, 51
 Applications, Acceptances, and Enrollment, Freshman, 31
 Applications, Acceptances, and Enrollment, Transfer Students, 32
 Archives, 77
 Art Museum, 78
 Association Memberships, 104
 Athletics, 94-97
- Board of Trustee Chairmen, 16
 Board of Trustee Membership, 14
 Boston College, A Brief History, 6
 Boston College, A Chronology, 7-9
 Boston College Profile, 11
 Boston College Properties, 62
 Building Use, Summary, 62
 Buildings and Grounds, See Physical Plant
 Buildings, Boston College, 60-61
 Burns Library, 76
- Campus Maps, 109-110
 Chairmen, Board of Trustees, 16
 Chairpersons, Department, 22
 Charts of Administration, 18-20
 Classrooms, 63
 Compensation, Faculty, 27
 Computer Network Elements, 79
 Computer Statistics, 75, 78-79
 Contracts and Grants, See Research & Sponsored Projects
 Cross Application Competitor Schools, 32
- Deans, Academic, See Academic Administration
 Degrees Conferred at Boston College, Types, 103
 Degrees Conferred, 41-45
 Department Chairpersons, 22
 Development Statistics, 55-57
 Digital Library Services, 75
 Dining Facilities, 63
- Donors by Giving Club, 55
 Dormitories, See Residence Halls
- Enrollment, Advancing Studies, 33-35
 Enrollment, Full-Time Equivalent, 35
 Enrollment, Full-Time Freshman by Year and Gender, 30
 Enrollment, Graduate, by Degree Program and Discipline, Full- and Part-Time, 34-36
 Enrollment, Graduate, by School, Gender, and Full- and Part-Time, 34
 Enrollment, International Students, 34, 39-40
 Enrollment, Minority Students, See AHANA
- Enrollment, Summer Session, 36
 Enrollment, Transfer Students, 32
 Enrollment, Undergraduate by School, Gender, and Full- and Part-Time, 33-34
 Enrollment, Undergraduate Majors by School, 38
 Evening College, see Advancing Studies
 Executive Vice President Units, 20
- Facilities, See Physical Plant
 Facility Capacities, 63
 Faculty, Administration and, 14-27
 Faculty, Compensation by Rank, 27
 Faculty, by Highest Earned Degree and Gender, 25
 Faculty, by Highest Earned Degree and Rank, 25
 Faculty, by Rank and Gender, 25
 Faculty, by School and Gender, 24
 Faculty, by School and Rank, 24
 Faculty, by School and Tenure Status, 24
 Faculty, Full-Time Equivalent by School, 26
 Faculty, Full-Time, Teaching Fellows, Teaching Assistants by School and Department, 26
 Finance, 68-71
 Financial Aid, Undergraduate and Graduate, 46
 Financial Operations, Highlights, 68
 Financial Position Statement, Condensed, 69
 Foreign Student and Scholar Statistics, 34, 39-40
 Foreword, 2
 Founder of Boston College, 100
 Freshman Admission Profile, 30
 Freshman Applications, Acceptances, and Enrollment, 30
 Freshman, Full-Time, Enrollment by Year and Gender, 30
 Freshman, Geographic Distribution, 31
 Full-Time Equivalent Enrollment, 35
 Fund Raising, See Alumni & Development
- General Information, 100-110
 Geographic Distribution, Alumni, 51
 Geographic Distribution, Alumni by Region, 51
 Geographic Distribution, Freshman, 31
 Geographic Distribution, Undergraduates, 37
 Geographic Distribution, Undergraduate and Graduate International Students, 40

FACT BOOK INDEX (CONTINUED)

- Gifts to the University, 55
 Graduate Degrees Conferred, 41, 45, 103
 Graduate Enrollment by Degree Program and Discipline, 34-36
 Graduate Enrollment by Gender, 33-34
 Graduate Enrollment by School, 35
 Graduate Enrollment, Full- and Part-Time, 35-36
 Graduation and Retention Rates, 47
 Grant Statistics, See Research and Sponsored Projects
- History, Boston College, 6-9
 Honorary Degrees Awarded, 100-103
 Honorary Degrees, Types Granted, 103
- Information Technology Services, 75, 78-79
 Intercollegiate Athletic Season Highlights, 94-97
 Intercollegiate Sports Participation, 97
 International Student and Scholar Statistics, 34, 39-40
 Intramural Sports Participation, 97
- Jesuit Community at Boston College, 16
- Language Laboratory, 77
 Libraries, 74
 Library Expenditures, 74
 Library Holdings, 74
 Library Services, 75
 Library Special Collections, 76
- Majors, Undergraduate by School, 38
 Maps, Campus, 109-110
 McMullen Museum of Art, 78
 Minority Student Enrollment, See AHANA
 Mission Statement, 2
- Network Elements, 79
- Officers of the University, 17
 Offices, 64
 Organization Chart, Administration, 18
 Organization Chart, Academic Vice President, 19
 Organization Chart, Executive Vice President, 20
- Personnel, Professional, Administrative, and Support Staff, 23
 Personnel, Restricted Funded, 23
 Photography Credits, 106
 Physical Plant, 60-65
 Presidents of Boston College, 100
 Professional, Administrative, and Support Staff Personnel, 23
 Profile, Boston College, 11
 Properties, Boston College, 62
- Research and Sponsored Projects, 82-91
 Research Institutes and Centers, 89-91
- Residence Hall Capacities, 64
- Restricted Funded Personnel, 23
- SAT, Average by Class, Freshman Enrollees, 30
 Sources of *Fact Book* Information, 106
 Special Collections, 76
 Sponsored Activities, Highlights, 85
 Sponsored Project Awards Received, 87
 Sponsored Project Awards Summary, 82
 Sponsored Projects by Department, 83
 Sponsored Projects, Dollar Amount Awards, 84
 Sponsored Projects, Proposals Submitted, 86
 Sponsored Projects, Selected Awards, 88
 Sponsored Projects, Source and Application, 82
 Sponsored Projects Statistics, 82-88
 Sports Participation, Intercollegiate Statistics, 97
 Sports Records, Varsity, 97
 Student Credit Hours by School, 33
 Student Learning and Support Center, 78
 Students, 30-47
 Students Studying Abroad, 47
 Summer Session Enrollment, 36
- Table of Contents, 3-5
 Teaching Fellows, Teaching Assistants, and Full-Time Faculty, 26
 Technology, 75, 78-79
 Telephone Infrastructure, 78
 Transfer Students, Applications, Acceptances, and Enrollment, 32
 Transfer Students, Enrollment by Previous Institution and Gender, 32
 Trustee Associate Membership, 15
 Trustee Membership, Board of, 14
 Tuition and Fees, 70-71
- Undergraduate and Graduate Financial Aid, 46
 Undergraduate Degrees Conferred, 41-44, 103
 Undergraduate Enrollment by Gender, 33-34
 Undergraduate Enrollment by School, 33-34
 Undergraduate Enrollment, Full- and Part-Time, 33-34
 Undergraduate Geographic Distribution, 37
 Undergraduate Graduation and Retention Rates, 47
 Undergraduate Majors, 38
 University Administrators, 21
 University Archives, 77
- Varsity Sports Records, 97
- Web Server, Successful Page Deliveries, 97