

# BOSTON COLLEGE FACT BOOK

2002-2003

Containing data from  
Fiscal Year 2001-2002,  
Academic Year 2001-2002,  
and Fall of Academic Year 2002-2003



Current and past issues of the Boston College Fact Book are available  
on the Boston College web site at  
<http://www.bc.edu/factbook>

## Foreword

The *Boston College Fact Book* captures and summarizes much of the important current and historical information about Boston College. The *Fact Book* is intended to serve as a reference for information about the University's faculty, students, alumni, personnel, facilities, and budget. Although the *Fact Book* is generally published annually, this current edition is the first to be published since the 2000-2001 *Fact Book* was released in August 2001.

The 2002-2003 *Boston College Fact Book* reflects year-end data from the 2001-2002 fiscal and academic years. In certain instances, information relating to the fall of 2002 (academic year 2002-2003) is presented. Much of the information contained in the *Fact Book* is cumulative and references annual data for the preceding five or ten year period. Other information is presented in a single year format. Because of the gap in publication of the *Fact Book*, single-year data for the 2000-2001 fiscal and academic years has been preserved in the *2001-2002 Supplemental Edition*, accessible on the Web at <http://www.bc.edu/factbook>.

We are grateful to the many departments and individuals who provided data for this book - the 30th edition of the *Fact Book*. The majority of the information is extracted from reports produced on a regular basis by the various source offices. Inquiries and comments regarding specific data should be addressed to the responsible office (as noted at the bottom of each item). The *Fact Book* is also available in its entirety at <http://www.bc.edu/factbook>. We welcome your comments and suggestions for additional information that might be included, or improvements in the way information is presented.

James Kreinbring, Editor  
Christine Buscemi  
Margaret Ryan  
February 2003

## The Mission of Boston College

Boston College draws inspiration for its academic and societal mission from its distinctive religious tradition. As a Catholic and Jesuit university, it is rooted in a world view that encounters God in all creation and through all human activity, especially in the search for truth in every discipline, in the desire to learn, and in the call to live justly together. In this spirit, the University regards the contribution of different religious traditions and value systems as essential to the fullness of its intellectual life and to the continuous development of its distinctive intellectual heritage.

Strengthened by more than a century and a quarter of dedication to academic excellence, Boston College commits itself to the highest standards of teaching and research in undergraduate, graduate and professional programs and to the pursuit of a just society through its own accomplishments, the work of its faculty and staff, and the achievements of its graduates. It seeks both to advance its place among the nation's finest universities and to bring to the company of its distinguished peers and to contemporary society the richness of the Catholic intellectual ideal of a mutually illuminating relationship between religious faith and free intellectual inquiry.

Boston College pursues this distinctive mission by serving society in three ways:

- by fostering the rigorous intellectual development and the religious, ethical and personal formation of its undergraduate, graduate and professional students in order to prepare them for citizenship, service and leadership in a global society;
- by producing nationally and internationally significant research that advances insight and understanding, thereby both enriching culture and addressing important societal needs; and
- by committing itself to advance the dialogue between religious belief and other formative elements of culture through the intellectual inquiry, teaching and learning, and the community life that form the University.

Boston College fulfills this mission with a deep concern for all members of its community, with a recognition of the important contribution a diverse student body, faculty and staff can offer, with a firm commitment to academic freedom, and with a determination to exercise careful stewardship of its resources in pursuit of its academic goals.

## Table of Contents

	<b>Page</b>
Foreword .....	2
The Mission of Boston College .....	2
A Brief History of Boston College .....	6
A Boston College Chronology .....	7
Boston College Profile .....	11
<b>Administration &amp; Faculty</b>	
Board of Trustee Membership .....	14
Board of Trustee Chairmen .....	14
Trustee Associate Membership .....	15
The Jesuit Community at Boston College .....	15
Officers of the University .....	16
Academic Administration .....	16
Department Chairpersons .....	16
Chart of Administration .....	17
Academic Vice President Units .....	18
Executive Vice President Units .....	19
University Administrators .....	20
Professional, Administrative, and Support Staff Personnel .....	21
Restricted Funded Personnel by Gender and FTE .....	21
Faculty:	
by School and Rank .....	22
Full-Time Equivalent by School .....	22
by School and Gender .....	22
by School and Tenure Status .....	23
by Highest Earned Degree and Rank .....	23
by Highest Earned Degree and Gender .....	23
by Rank and Gender .....	24
Full-Time Faculty, Teaching Fellows, and Teaching Assistants:	
by School and Department .....	24
Faculty Compensation:	
by Rank .....	25
by Rank, Average Compared to AAUP Category I .....	25
<b>Students</b>	
Freshman Enrollment by Year and Gender (Full-Time) .....	28
Freshman Admission Profile .....	28
Freshman Applications, Acceptances, and Enrollment (Full-Time) .....	28
Class of 2006 Applications, Acceptances, and Enrollment – Geographic Distribution .....	29
Top Cross Application Competitor Schools of Enrolling Freshmen .....	30
Undergraduate Transfer Students:	
Applications, Acceptances, and Enrollment (Full-Time) .....	30
by Type of Previous Institution and Gender .....	30
Enrollment:	
by School, Gender, and Full- and Part-Time .....	31
Student Credit Hours by School .....	31
by School, Gender, and Full- and Part-Time (Five Year Data) .....	32
AHANA and International Enrollment by Gender .....	32
Full-Time Equivalent by School .....	33
Graduate Enrollment by Degree Program and Discipline .....	34
Summer Session Enrollment .....	34
Geographic Distribution of Undergraduate Students .....	35
Undergraduate Majors by School .....	36
International Students and Scholars:	
by School .....	38
by Class or Program .....	38
by Gender and Program .....	38

	<b>Page</b>
by Country .....	39
Degrees Conferred:	
Undergraduate and Graduate by Degree and Gender .....	40
Undergraduate by Degree and Number of Majors .....	41
Undergraduate by Major .....	42
Undergraduate by School and Major .....	43
Graduate by School, Degree, Primary Field, and Gender .....	44
Undergraduate and Graduate Financial Aid:	
Dollars Awarded .....	45
Number of Awards .....	45
Undergraduates Studying Abroad .....	46
Undergraduate Student Graduation and Retention Rates .....	47
<i>Senior Survey</i> , Spring 2001:	
Academic Fields of Highest Planned Degree .....	47
Long-Term Career Plans .....	47
Postgraduate Degree Aspirations .....	47
<b>Alumni &amp; Development</b>	
Alumni Association Board of Directors .....	50
Alumni Awards .....	50
Boston College Alumni Clubs .....	50
Geographic Distribution .....	51
Living Alumni by Primary School and Class .....	52
Living Alumni by Gender and Class .....	54
Gifts to the University .....	55
Individual Donors by Giving Club .....	55
Alumni Donors by Primary School and Class .....	56
<b>Physical Plant</b>	
Buildings Related to Boston College Operations .....	60
Boston College Properties .....	62
Facility Capacities .....	63
Dining Facilities .....	64
Offices .....	65
Classrooms .....	65
Summary of Building Use .....	65
Residence Hall Capacities .....	66
<b>Finance</b>	
Highlights of Financial Operations .....	70
Condensed Statement of Financial Position .....	71
Tuition and Fees .....	72
Undergraduate Tuition Restated in 1982-84 Dollars .....	73
<b>Academic Resources &amp; Technology</b>	
Boston College Libraries .....	76
Expenditures for Library Materials .....	76
Holdings by Individual Libraries .....	76
Library Use Statistics .....	76
Library Services .....	77
John J. Burns Library of Rare Books and Special Collections .....	78
Academic Development Center .....	79

	<b>Page</b>
Statistics .....	79
University Archives .....	79
Language Laboratory .....	79
McMullen Museum of Art .....	80
Information Technology .....	80
Student Learning and Support Center .....	80
Statistics .....	80
Telephone Infrastructure .....	80
Computer Network Elements .....	81
Total Successful Page Deliveries by <i>www.bc.edu</i> Web Server .....	81
 <b>Research &amp; Sponsored Projects</b>	
Highlights of Sponsored Activities .....	84
Summary of Sponsored Project Awards .....	84
Sponsored Projects, Source and Application of Funding .....	84
Sponsored Projects by Department .....	85
Number and Dollar Amount of Sponsored Projects Awards Received .....	86
Number of Sponsored Project Proposals Submitted .....	88
Selected Sponsored Project Awards .....	89
Research Institutes and Centers .....	90
 <b>Athletics</b>	
Intercollegiate Athletic Season Highlights .....	94
Varsity Sports Records .....	97
Intramural Sports Participation .....	97
Intercollegiate Sports Participation .....	97
 <b>General Information</b>	
Founder of Boston College .....	100
Presidents of Boston College .....	100
Honorary Degrees Awarded .....	100
Types of Degrees Conferred .....	103
Honorary Degrees Granted .....	103
Accrediting Agencies .....	104
Association Memberships .....	104
Academic Department Locations .....	105
Academic Calendars .....	106
Sources of <i>Fact Book</i> Information .....	106
Index .....	107
Campus Maps .....	109

## A Brief History of Boston College

Boston College was founded by the Society of Jesus in 1863, and is one of twenty-eight Jesuit colleges and universities in the United States. With three teachers and twenty-two students, the school opened its doors on September 5, 1864. At the outset and for more than seven decades of its first century, the college remained an exclusively liberal arts institution with emphasis on the Greek and Latin classics, English and modern languages and with more attention to philosophy than to the physical or social sciences. Religion, of course, had its place in the classroom as well as in the nonacademic life of the college.

Originally located on Harrison Avenue in the South End of Boston, where it shared quarters with the Boston College High School, the College outgrew its urban setting toward the end of its first fifty years. A new location was selected in Chestnut Hill, then almost rural, and four parcels of land were acquired in 1907. A design competition for the development of the campus was won by the firm of Maginnis and Walsh, and ground was broken on June 19, 1909, for the construction of Gasson Hall. It is located on the site of the Lawrence farmhouse, in the center of the original tract of land purchased by Father Gasson, and is built largely of stone taken from the surrounding property.

Later purchases doubled the size of the property, with the addition of the upper campus in 1941, and the lower campus with the acquisition of the Lawrence Basin and adjoining land in 1949. In 1974 Boston College acquired Newton College of the Sacred Heart, a mile-and-a-half from the main campus. With fifteen buildings standing on forty acres, it is now the site of the Boston College Law School and residence halls housing 800 freshmen.

Though incorporated as a university since its beginning, it was not until its second half-century that Boston College began to fill out the dimensions of its charter. The Summer Session was inaugurated in 1924; the Graduate School of Arts and Sciences in 1925; the Law School, 1929; the Evening College, 1929; the Graduate School of Social Work, 1936; the College of Business Administration, 1938. The latter, along with its Graduate School established in 1957, is now known as The Wallace E. Carroll School of Management. The Schools of Nursing and Education were founded in 1947 and 1952, respectively. Weston Observatory, founded in 1928, was accepted as a department of Boston College in 1947, offering courses in geophysics and geology.

The Graduate School of Arts and Sciences began programs at the doctoral level in 1952. Now courses leading to the doctorate are offered by twelve Arts and Sciences departments. The

Schools of Education and Nursing, the Carroll Graduate School of Management, and the Graduate School of Social Work also offer doctoral programs.

In 1927 Boston College conferred one earned bachelor's degree and fifteen master's degrees on women through the Extension Division, the precursor of the Graduate School of Arts and Sciences, the Evening College, and the Summer Session. By 1970 all undergraduate programs had become coeducational. Today women students comprise more than half of the University's enrollment.

In 1996 the Evening College became the College of Advancing Studies, offering a master's degree as well as the bachelor's degree. The university's longest presidency, 24 years, came to an end when Father J. Donald Monan became chancellor and was succeeded in the presidency by Father William P. Leahy.

During the decade of the nineties, the Boston College campus has been changed in significant ways. The University has completed several major construction projects, including the expansion and renovation of Higgins Hall, the home of the Biology and Physics Departments; updating of residence halls on the upper campus and Newton campus; and the construction of a new office building for faculty and administrative units on lower campus. These projects have added 260,000 square feet to Boston College facilities and have resulted in on-campus housing for more than 80% of the undergraduates currently attending Boston College.

In recent years, major advances have also occurred in student selectivity, as well as faculty research and scholarship. For instance, between 1996 and 2002, freshman applications increased from 16,501 to 21,133, and the middle range SAT scores of admitted students increased from 1200-1340 to 1250-1390. During this same period, the dollar amount of sponsored project awards received by the University more than doubled, and the number of research centers and institutes grew from six to twenty-one.

Since 1996, the University's endowment has grown from \$590 million to approximately \$1 billion, the result of successful investment strategies and the *Ever to Excel* campaign, which has raised more than \$400 million in cash and pledges to date.

Source: University Historian and Public Affairs

## A Boston College Chronology\*

- 1857** Father John McElroy, S.J., purchased property in the South End of Boston for a new college.
- 1863** Gov. John A. Andrews signed the charter of Boston College, April 1. First meeting of the Boston College trustees was held on July 6.
- 1864** Boston College opened on September 5, with Father John Bapst, S.J., as president and Father Robert Fulton, S.J., as dean. Twenty-two students admitted.
- 1877** First Commencement was held. Nine students received A.B. degrees, June 28.
- 1883** *The Stylus*, the College literary magazine, founded.
- 1907** Father Thomas Gasson, S.J., named president; purchased 31 acre Lawrence farm in Chestnut Hill for new campus.
- 1913** Gasson Hall completed. First graduation held at the Heights, June 18. Four classes enrolled in Gasson in September.
- 1918** Conscription and voluntary enlistment for World War I reduced the College enrollment to 125 in October, down from 671 two years earlier.
- 1919** Boston College's won its first major football victory, 5-3 over favored Yale at New Haven. First issue of *The Heights*, student weekly, printed November 17.
- 1923** Baseball team beat Holy Cross 4-1 before 30,000 at Braves Field, June 18.
- 1924** Summer School started.
- 1925** Graduate School of Arts and Sciences started.
- 1928** Bapst library opened, the fourth of the early Maginnis and Walsh buildings. Weston Observatory, the seismological station, founded.
- 1929** Law School opened at 11 Beacon Street, Boston. Evening College started as "Boston College Intown" at 126 Newbury Street, Boston.
- 1935** Greek requirement for the A.B. degree dropped.
- 1936** Graduate School of Social Work opened at Newbury Street.
- 1938** School of Management opened at Newbury Street as the "College of Business Administration."
- 1940** Cotton Bowl vs. Clemson (3-6) first bowl game.
- 1941** Cardinal O'Connell purchased the Liggett estate, the upper campus, and gave it to the College.
- 1946** To accommodate post war enrollment, army surplus barracks became dormitories on the site of present Campion Hall; a larger office/classroom building was erected on the site of McGuinn, and a recreation building on the site of Cushing Hall.
- 1947** Construction begun on the first permanent building since the completion of Bapst in 1928, to house the College of Business Administration (occupied in September 1948). The School of Nursing opened at 126 Newbury Street.
- 1949** College acquired small reservoir (lower campus). Hockey team won national title at Colorado Springs.
- 1951** Lyons Hall was completed in July.
- 1952** The School of Education opened in September in Gasson Hall. Doctoral programs were begun in Economics, Education, and History, the beginning of increased emphasis on graduate education.
- 1954** Law School moved to St. Thomas More Hall on the Chestnut Hill campus.
- 1955** Claver, Loyola, and Xavier Halls opened, first campus residences constructed by BC. The School of Education moved into Campion Hall.
- 1957** Graduate School of Management founded. Alumni Stadium dedicated September 21.
- 1958** Latin no longer required for the A. B. degree. The College of Arts and Sciences Honors Program and the Scholar of the College Program were begun. The original gymnasium, Roberts Center, and the first hockey rink, McHugh Forum, were opened.
- 1959** The Board of Regents, advisory to the trustees and administration, was established.
- 1960** The Nursing School occupied its campus building, Cushing Hall. Three more student residences, named for the early bishops of Boston, Cheverus, Fenwick, and Fitzpatrick, were completed.
- 1961** McElroy Commons opened.
- 1963** The Boston College Centennial Convocation was addressed by President John F. Kennedy on April 20. The Self-Study of the College of Arts and Sciences led to a new core curriculum, a reduction in the course load, election of department chairmen, the establishment of Educational Policy committees, and sabbaticals.
- 1964** Carney Hall opened. Welch, Williams, and Roncalli residences were occupied.
- 1966** Higgins Hall was dedicated in November.
- 1968** The Board of Regents joined the Jesuit trustees to form the Board of Directors, October 8. The Black Talent Program was started, precursor to AHANA Student Programs.



- 1970** Women admitted for degrees in all undergraduate colleges. The modular residences were placed on the lower campus. PULSE, an academic/social action program, was started. The Campus School for multi-handicapped children was begun.
- 1971** The office of president of Boston College and rector of the Boston College Jesuit community were separated on January 1. Installation of Omicron Chapter, Phi Beta Kappa took place on April 6.
- 1972** Father J. Donald Monan, S.J., succeeded Father W. Seavey Joyce, S.J., as president, September 5. The trustees voted to eliminate the Board of Directors and to expand the Board of Trustees to include laymen, November 19. The newly structured Board of Trustees, with 35 members (13 Jesuits), elected Cornelius Owens '36 chairman. The Women's Center was established.
- 1973** The Long-Range Fiscal Planning Committee presented to the Trustees a plan for balanced budgets for the succeeding five years.
- 1974** Newton College of the Sacred Heart became part of Boston College (announced March 11).
- 1975** The Law School moved to the Newton Campus. Edmond's Hall was occupied in September.
- 1976** The New Heights Advancement Campaign to raise \$21 million was begun in April. Over the next five years more than \$25 million was raised.
- 1979** One thousand friends of Speaker of the House Thomas P. O'Neill, '36, gathered in Washington for a dinner attended by President Carter to establish the O'Neill Chair in American Politics, December 9. The Graduate School of Social Work established a doctoral degree program. The Recreation Complex named for Athletic Director William J. Flynn.
- 1980** The Jesuit community endowed the Thomas I. Gasson, S.J., Chair for distinguished Jesuit scholars.
- 1982** Walsh Hall residence dedicated to former president Michael P. Walsh, S.J., October 7.
- 1984** O'Neill Library dedicated to Speaker Thomas P. O'Neill, October 14. Doug Flutie awarded Heisman Trophy.
- 1985** The E. Paul Robsham, Jr., Theater Arts Center was dedicated on October 25.
- 1986** Dedication of renovated Bapst Library, dedication of Burns Library, April 22. *Goals for Nineties* (planning document) published. Alumni Association moved to Alumni House on the Newton Campus. St. Patrick's Day dinner took place in Washington honoring Speaker Thomas P. O'Neill. Speakers included President Ronald Reagan, former President Gerald Ford, and Bob Hope. \$2 million was raised for BC scholarships. Five year \$125 million Campaign for Boston College started. The dismantling of McHugh Forum was begun to make way for Conte Forum.
- 1987** The Carroll Graduate School of Management's doctoral program in finance was approved by the Trustees. The Jesuit Institute, funded by a \$1.5 million gift from the Jesuit community, with a matching University commitment, was established to support exploration into the religious and ethical questions that emerge through the intersection of faith and culture.
- 1988** The first students enrolled in the new Nursing Ph.D. program. The Music Program became a department of the College of Arts and Sciences. Vouté Hall and its companion student residence were occupied. The Museum of Art (then called the art gallery) was opened in Devlin Hall. Father Peter-Hans Kolvenbach, Superior General of the Society of Jesus, spoke at celebrations of the University's 125th anniversary, October 5 and 7.
- 1989** Congressman Silvio O. Conte '49 was present for the dedication of Conte Forum on February 18. The School of Management became the Carroll School of Management and the Carroll Graduate School of Management in honor of Wallace E. Carroll '28. Sister Thea Bowman was awarded an honorary degree and AHANA House was named for her in October. Roberts Center was razed to make room for the Merkert Chemistry Center.
- 1991** Wing added to Campion Hall, with major renovation of the original building.
- 1992** The Eugene F. Merkert Chemistry Center dedicated. The Campaign for Boston College completed, exceeding the \$125 million goal by over \$11 million.
- 1993** Renovated Devlin Hall welcomed occupants: the Department of Geology and Geophysics, the Department of Fine Arts, the Art Museum, and the Admission Office. The football team beat Notre Dame at South Bend, 41-39, when Notre Dame was ranked No. 1 in the country. Renovation of Fulton Hall was begun. A new core curriculum went into effect in September. The Department of Theater was established. Two new residences, 70 and 90 St. Thomas More Road, were completed and occupied.
- 1994** The graduate programs in Nursing and Education separated from the Graduate School of Arts & Sciences. Father Monan established a new University Academic Planning Council to map university strategies for the near future. A new dining facility was opened alongside Robsham Theater, and a garage for 900 cars was completed behind St. Mary's Hall. The stadium seating capacity was enlarged from 32,000 to 44,500. For the second year in a row the football team defeated Notre Dame.
- 1995** On October 6, 1995, the trustees elected Father William P. Leahy, S.J., to succeed Father J. Donald Monan, S.J., as president. Fulton Hall reopened, enlarged and transformed exteriorly to match the Gothic style of the early buildings. The university's endowment placed it among



- the thirty-five largest in the U.S. The Brighton-Allston Boston College Neighborhood Center was established.
- 1996** The Law School's new library was completed and opened on the Newton campus in January. *U.S. News & World Report* ranked Boston College 16th among the nation's teaching universities and 37th in the national university category. The student residence at 70 St. Thomas More Road was named Thomas A. and Margaret A. Vanderslice Hall; the nearby residence building at number 80 was named Gabelli Hall; and the Art Museum became the Charles S. and Isabella V. McMullen Museum of Art. On July 31, Father Monan's 24-year presidency ended, and on October 18 Father William P. Leahy, S.J., was inaugurated as the 25th president of Boston College.
- 1997** In a rating of graduate schools, *U.S. News & World Report* placed Boston College Law School 22nd in its field, while the Graduate School of Social Work was ranked 14th, the School of Nursing 27th, and the School of Education 28th. In March, Father Leahy was homilist at the annual St. Patrick's Day Mass at the Cathedral of the Holy Cross.
- 1998** In October, Irish President Mary McAleese visited the campus for the formal opening of the Irish Institute and the Irish Studies Program at Connolly House. Rev. Joseph Appleyard, S.J., was named as the first vice president for University Mission and Ministry. Work began on a three-year project to renovate and expand Higgins Hall, which houses the Biology and Physics departments. *U.S. News & World Report* rated the BC schools of law, education, and nursing among the top 25 in their fields. BC undergraduates won more than 20 prestigious national fellowships, including a dozen Fulbrights and a coveted Marshall Scholarship.
- 1999** BC's School of Education was named the Peter S. and Carolyn A. Lynch School of Education in recognition of the couple's gift of more than \$10 million. For the fifth consecutive year, BC was ranked among the top 40 national universities by *U.S. News & World Report*. The biggest leap in BC's standing was "faculty resources," where BC moved up to 54th place from 87th place two years earlier. BC also ranked fifth in the nation in graduating football players. The McMullen Museum of Art's exhibition, *Saints and Sinners: Caravaggio and the Baroque Image*, attracted more than 65,000 visitors to the campus. BC announced a \$400 million "Ever to Excel" capital campaign, with an anonymous donor pledging \$20 million.
- 2000** The annual *U.S. News & World Report* survey ranked Boston College 38th among the nation's 228 national universities. BC, Notre Dame, and Georgetown were the only Catholic universities in the top 40. BC was ranked 5th for applications received by national private universities for freshman admission. A prayer book providing a background of the Jesuit academic experience with a brief history of Boston College was distributed to incoming students and faculty members by the Center for Ignatian Spirituality. Geoffrey and Rene Boisi committed \$5 million to establish the Center for Religion and American Public Life, directed by social scientist Alan Wolfe, who joined the political science faculty. BC appointed a husband and wife team to a joint position for a single chair. Sheila Blair and Jonathan Bloom, both art research scholars, will share the Norma Jean Calderwood Chair in Islamic and Asian Art.
- 2001** The BC School of Nursing was renamed the William F. Connell School of Nursing in honor of longtime trustee, William F. Connell, '59, a devoted alumnus who donated \$10 million to the school. After defeating Maine and Michigan, the BC hockey team went on to win the NCAA Championship by defeating North Dakota in sudden-death overtime. A \$2 million grant from the Lilly Endowment supports a BC program to develop programs and resources to encourage students to integrate faith and career. BC has established a permanent Dublin home, on St. Stephens Green, as a resource for the university's Irish Studies Program, the Burns Library, and international student programs.
- 2002** Boston College received a record number of undergraduate applications for the 2002-2003 academic year, with more than 21,000 applicants for the approximately 2,200 available seats. The March issue of *U.S. News & World Report* cites BC as one of 20 schools recognized for overall athletic achievement, including the graduation rate of its varsity athletes. In the April issue, the magazine moved the Carroll Graduate School up two places to rank as 39th in the nation. BC's Law School remained in 22nd place nationally, and the graduate program of the Lynch School of Education, celebrating the 50th year of its founding, moved up into 21st position, the only Catholic graduate education program in the top 40. During the 2001-2002 school year, some \$28 million in grant money was applied to ongoing research projects, with an estimated \$39 million in grants received for future research. With a gift of \$5 million from the family of Katherine B. and Robert M. Devlin, the former Evening College has been renamed the Woods College of Advancing Studies in honor of Rev. James A. Woods, S.J., who has served as dean of the school for 34 years. President William P. Leahy, S.J., announced that Boston College will develop a "special academic focus" for the next two years to examine issues relating to the sexual misconduct scandal in the Catholic Church. The initiative, called "The Church in the 21st Century," was launched in September 2002, with an open forum that drew an audience of some 4,000 persons to hear a series of speakers.

\* References to presidents and Board of Trustee chairmen are minimized in this chronology since they are listed elsewhere in this *Fact Book*.

**PHOTO**

## Boston College Profile

### Undergraduate Admission (Class of 2006)

Applicants	21,133
Enrollees	
Men	1,150
Women	1,165
<b>Total Freshman Class</b>	<b>2,315</b>

### Enrollment (Full- and Part-Time; Fall 2002)

Undergraduate	8,916
Advancing Studies (undergraduate)	774
Graduate & Professional	4,607
<b>Total Enrollment</b>	<b>14,297</b>

### Degrees Conferred (Academic Year 2001-02)

Undergraduate	2,214
Advancing Studies (undergraduate)	97
Graduate & Professional	1,488
<b>Total Degrees Conferred</b>	<b>3,799</b>

### Alumni (Fall 2002)

134,870

### Faculty (Academic Year 2001-02)

Full-Time Faculty	660
Part-Time Faculty (FTE)	173
Teaching Fellows	185
Teaching Assistants	237

### Professional, Administrative, and Support Staff (Fall 2002)

Total Professional, Administrative Staff	1,093
Total Secretarial, Clerical, Technical	610
Total Facilities Services, Plant Services	540

### Libraries — (Total Holdings) — Volumes (2001)

1,981,254

### Physical Plant (Spring 2002)

Acres	
Chestnut Hill Campus	116.4
Newton Campus	40.3
Other	100.0
<b>Total Acres</b>	<b>256.7</b>

### Buildings

Administrative/Academic	49
Student Residence	28
Other	30
<b>Total Buildings</b>	<b>107</b>

### Finance (Fiscal Year 2001-02)

Total Operating Revenues and Other Support	\$484.5 million
Total Expenditures	\$484.5 million

# ADMINISTRATION & FACULTY

**PHOTO**

## Board of Trustee Membership† 2002-2003

**Gregory P. Barber, '69**  
Chairman  
Gregory P. Barber & Associates, Inc.

**Peter W. Bell, '86**  
Chairman and Chief Executive Officer  
StorageNetworks, Inc.

\* **Geoffrey T. Boisi, '69**  
Vice Chairman  
J. P. Morgan Chase & Company

**The Honorable Darcel D. Clark, '83**  
Judge of the Criminal Court  
City of New York

\* **Charles I. Clough, Jr., '64**  
Chairman and Chief Executive Officer  
Clough Capital Partners

\* **John M. Connors, Jr., '63**  
Chairman and Chief Executive Officer  
Hill, Holliday, Connors, Cosmopolis, Inc.

\* **Kathleen A. Corbet, '82**  
Executive Vice President  
Alliance Capital Management Corporation

\* **Joseph E. Corcoran, '59**  
Chairman  
Corcoran Jennison Companies

**Robert F. Cotter, '73**  
Chief Operating Officer  
Starwood Hotels & Resorts Worldwide, Inc.

**Robert M. Devlin**  
Chairman  
Curragh Capital Partners

**Francis A. Doyle, '70, MBA '75**  
President and Chief Executive Officer  
Connell Limited Partnership

**Susan McManama Gianinno, '70**  
Chairman, President, and Chief Branding  
Officer, Worldwide  
D'Arcy Masius Benton & Bowles, Inc.

**Mary J. Steele Guilfoile, '76**  
Executive Vice President and  
Chief Administrative Officer  
J. P. Morgan

**Daniel J. Harrington, S.J., '64, MA '65**  
Professor of New Testament  
Weston Jesuit School of Theology

**John L. Harrington, '57, MBA '66**  
Executive Director  
Yawkey Foundation

**Francis R. Herrmann, S.J., J.D. '77**  
Rector of the Jesuit Community  
Boston College

**Edmund F. Kelly**  
Chairman, President,  
and Chief Executive Officer  
Liberty Mutual Group

**Robert B. Lawton, S.J.**  
President  
Loyola Marymount University

\* **William P. Leahy, S.J.**  
President  
Boston College

**Peter S. Lynch, '65, LL.D. '95 (Hon.)**  
Vice Chairman  
Fidelity Management and Research

**Peter K. Markell, '77**  
Vice President/Finance  
Partners HealthCare

**Kathleen M. McGillicuddy, '71 (Newton  
College)**  
Former Executive Vice President  
FleetBoston Financial

**John A. McNeice, Jr., '54,  
D.B.A. '97 (Hon.)**  
Chairman and Chief Executive Officer  
(Retired)  
The Colonial Group, Inc.

\* **Robert J. Morrissey, Esq., '60**  
Partner  
Morrissey, Hawkins & Lynch

**John P. Murray, S.J.**  
Executive Assistant to the Provincial  
The Society of Jesus-New England Province

\* **R. Michael Murray, Jr., '61, M.A. '65**  
Director  
McKinsey & Company, Inc.

**Therese E. Myers, '66 (Newton College)**  
Chief Executive Officer  
Bouquet Multimedia, LLC

\* **Edward M. O'Flaherty, S.J., '59,  
Th.M. '66**  
Director, Office of Ecumenical and  
Interreligious Affairs  
Archdiocese of Boston

**Thomas P. O'Neill III, '68**  
Chairman and Chief Executive Officer  
FH/GPC International

**Brian G. Paulson, S.J.**  
President  
St. Ignatius College Prep

**Sally Engelhard Pingree**  
Director and Vice Chairman  
Engelhard Hanovia, Inc.

## Board of Trustee Chairmen

**Cornelius W. Owens** 1972-1975  
**Thomas J. Galligan, Jr.** 1975-1978  
**James P. O'Neill** 1978-1981  
**William F. Connell** 1981-1984  
**David S. Nelson** 1984-1987  
**Thomas A. Vanderslice** 1987-1990  
**John M. Connors, Jr.** 1990-1993  
**Geoffrey T. Boisi** 1993-1996  
**Richard F. Syron** 1996-1999  
**Charles I. Clough, Jr.** 1999-2002  
**John M. Connors, Jr.** 2002-

Source: President's Office

**R. Robert Popeo, Esq., J.D. '61**  
Chairman  
Mintz, Levin, Cohn, Ferris, Glosky  
and Popeo, P.C.

**John J. Powers, '73**  
Managing Director  
Goldman Sachs & Company

**Michael F. Price**  
Managing Partner  
MFP Investors, LLC

**Thomas J. Rattigan, '60**  
Chairman and Chief Executive Officer (Retired)  
G. Heileman Brewing Company

**Thomas F. Ryan, Jr., '63**  
Hill, Holliday, Connors, Cosmopolis, Inc.

**Nicholas A. Sannella, M.D., '67**

**Randall P. Seidl, '85**  
Co-Founder and Executive Vice President  
Giantloop Network

\* **Marianne D. Short, Esq., '72 (Newton  
College), J.D. '76**  
Dorsey & Whitney LLP

**Patrick T. Stokes, '64**  
President and Chief Executive Officer  
Anheuser-Busch, Inc.

**Richard F. Syron, '66, L.D. '89 (Hon.)**  
Chairman and Chief Executive Officer  
Thermo Electron Corporation

**Jeffrey P. von Arx, S.J.**  
Dean of Fordham College at Rose Hill  
Fordham University

**Benaree P. Wiley**  
President and Chief Executive Officer  
The Partnership, Inc.

† Only Boston College degrees listed.

\* Executive Committee Member.

Source: President's Office



## Trustee Associate Membership 2002-2003

**Mary Jane Vouté Arrigoni**  
Greenwich, CT

**William L. Brown**  
Chairman of the Board (Retired)  
Fleet Boston

**Wayne A. Budd, Esq., '63**  
Executive Vice President and General Counsel  
John Hancock Financial Services, Inc.

**Patrick Carney, '70**  
Chairman and Chief Executive Officer  
Claremont Companies

**Denis H. Carroll, '64**  
Chairman and Chief Executive Officer  
CRL Industries, Inc.

**James F. Cleary, '50, D.B.A. '93 (Hon.)**  
Advisory Director  
UBS PaineWebber, Inc.

**John M. Corcoran, '48**  
Partner  
John M. Corcoran & Company

**John F. Cunningham, '64**  
Chairman and Chief Executive Officer  
Cunningham and Company

**Brian E. Daley, S.J.**  
Professor, Department of Theology  
University of Notre Dame

**Michael A. Fahey, S.J., '57, L.Th. '65**  
Professor, Department of Theology  
Marquette University

**Emilia M. Fanjul**  
Boston College Parent

**John F. Farrell, Jr.**  
Chairman  
Automatic Service Company

**Yen-Tsai Feng**  
Roy E. Larsen Librarian (Retired)  
Harvard College

**Charles D. Ferris, Esq., '54, J.D. '61,  
LL.D. '78 (Hon.)**  
Senior Partner  
Mintz, Levin, Cohn, Ferris, Glovsky and  
Popeo, P.C.

**Thomas J. Flanagan, '42**  
Chairman, President, and Chief Executive  
Officer  
The Flanagan Group

**Thomas J. Flatley**  
President  
The Flatley Group

**Thomas J. Galligan, Jr., '41, D.B.A. '75  
(Hon.)**  
Chairman and Chief Executive Officer  
(Retired)  
Boston Edison Company

**Samuel J. Gerson, '63**  
Chief Executive Officer (Retired)  
Filene's Basement

**Daniel S. Hendrickson, S.J.**  
Department of Philosophy  
Creighton University

**John J. Higgins, S.J., '59, M.A. '60,  
ST.L. '67**  
Rector of the Jesuit Community  
Fairfield University

**Richard T. Horan, '53**  
President  
Hughes Oil Company

**George W. Hunt, S.J.**  
Director, Archbishop Hughes Institute  
Fordham University

**Richard A. Jalkut, '66**  
President and Chief Executive Officer  
Pathnet

**Anne P. Jones, Esq., '58, J.D. '61**  
Consultant

**Michael D. Jones, Esq., '72, J.D. '76**  
Executive Vice President and  
Chief Administrative Officer  
National Association of Securities Dealers, Inc.

**Judith B. Krauss, '68**  
Professor of Nursing & Master, Silliman  
College  
Yale University

**Francis C. Mackin, S.J., M.A. '51**  
Pastoral Ministry  
Boston College

**James P. McDermott, S.J.**  
Weston Jesuit School of Theology

**John J. McMullen**  
(Retired)  
McMullen Consultants, Inc.

**Catherine T. McNamee, C.S.J., M.Ed.  
'55, M.A. '58**  
Universidad Catolica del Maule

**Robert A. Mitchell, S.J.**  
Superior  
America House

**Giles E. Mosher, Jr., '55**  
Vice Chairman (Emeritus)  
Fleet Boston

**Robert J. Murray, '62**  
Chairman, President & Chief Executive Officer  
New England Business Service, Inc.

**Thomas D. O'Malley**  
Chairman  
Premcor, Inc.

**Cornelius W. Owens, '36, LL.D. '68 (Hon.)**  
Executive Vice President (Retired)  
AT&T

**Nicholas S. Rashford, S.J.**  
President  
St. Joseph's University

**E. Paul Robsham, M.Ed. '83**  
Boston College Alumnus

**John J. Shea, S.J., M.Ed. '70**  
Vice President for University Ministries  
University of Scranton

**Sylvia Q. Simmons, M.Ed. '62, Ph.D. '90**  
President (Retired)  
American Student Assistance Corporation

**Robert L. Sullivan, '50, M.A. '52**  
International Practice Director (Retired)  
Peat, Marwick, Mitchell & Company

**John S. Thiede, S.J.**  
Weston Jesuit School of Theology

**Sandra J. Thomson, M.D., '58 (Newton  
College)**  
Orthopedic Surgeon

**Salvatore J. Trani**  
President  
Garban Corporates, LLC

**Thomas A. Vanderslice, '53**  
Private Investor

**Vincent A. Wasik**  
President  
MCG Global, LLC

**Blenda J. Wilson, Ph.D. '79**  
President and Chief Executive Officer  
Nellie Mae Education Foundation

Note: Only Boston College degrees listed.  
Source: President's Office

### The Jesuit Community at Boston College

With nearly 125 members, the Jesuit Community at Boston College is among the largest in the world and is certainly the largest in any college or university. Forty-nine Jesuits work full-time at Boston College, 31 on different faculties and 18 in administrative positions. One third of the community consists of Jesuits nominally retired from academic work at Boston College, but many of these still teach and work in administrative posts on a part-time basis. A number of Jesuits in the community also offer Ignatian retreats and spiritual direction to faculty, staff, and students. Also part of the community are some 25 Jesuits from 17 different countries who are studying for graduate degrees at the University and several visiting scholars from other institutions. The main community residence is St. Mary's Hall, but there are also six smaller communities around the perimeter of the campus. Five Jesuits live in the residence halls. The Jesuits who staff St. Ignatius Parish are also a part of the Boston College Jesuit Community. For further details, including a list of courses taught by Jesuits at Boston College, see the Jesuit Community Web page at <http://fmwww.bc.edu/SJ>

Source: Rector, Jesuit Community

## Officers of the University Fall 2002

### President

William P. Leahy, S.J.

### Chancellor

J. Donald Monan, S.J.

### Executive Vice President

Patrick J. Keating

### Academic Vice President and Dean of Faculties

John J. Neuhauser

### Vice President for University Mission and Ministry

Joseph A. Appleyard, S.J.

### Senior Vice President for University Relations

Mary Lou DeLong

### Secretary of the University

Joseph P. Duffy, S.J.

### Senior Vice President

James P. McIntyre

### Financial Vice President and Treasurer

Peter C. McKenzie

### Vice President and Assistant to the President

William B. Neenan, S.J.

### Vice President for Student Affairs

Cheryl L. Presley

### Vice President for Human Resources

Leo V. Sullivan

Source: Department of Human Resources

## Academic Administration Fall 2002

John J. Neuhauser, Academic Vice President  
and Dean of Faculties

Michael A. Smyer, Associate Vice President  
for Research and Dean of the  
Graduate School of Arts and Sciences

Patricia E. A. DeLeeuw, Associate Academic  
Vice President for Faculties

Rita R. Owens, Associate Academic Vice President  
for Technology

### The Woods College of Advancing Studies

James A. Woods, S.J., Dean

### The College of Arts and Sciences

Joseph F. Quinn, Dean

J. Joseph Burns, Associate Dean

Clare M. Dunsford, Associate Dean

Gilda A. Morelli, Acting Associate Dean

Mary Daniel O'Keefe, O.P., Associate Dean

Barbara A. Viechnicki, Associate Dean  
for Administration

### The Graduate School of Arts and Sciences

Michael A. Smyer, Dean

Candace Hertzner, Associate Dean

### The Lynch School of Education

Mary M. Brabeck, Dean

Joseph M. O'Keefe, S.J., Associate Dean

Mary Ellen Fulton, Associate Dean  
for Finance and Administration

### The Law School

John H. Garvey, Dean

Sharon Hamby O'Connor, Associate Dean  
for Academic Affairs

Henry E. Clay, Associate Dean for Finance  
and Administration

Norah Wylie, Associate Dean for Students  
Filippa M. Anzalone, Associate Dean  
for Library and Computing Services  
Elizabeth Rosselot, Assistant Dean for  
Admissions and Financial Aid

### The Carroll School of Management

Helen F. Peters, Dean

Robert A. Taggart, Associate Dean (Graduate)

Richard T. Keeley, Associate Dean  
(Undergraduate)

James Halpin, Assistant Dean for Academic  
Counseling

Christine Lunt, Assistant Dean for External  
Relations and Career Services

Eugene McMahon, Assistant Dean for  
Administration

Warren Zola, Assistant Dean Graduate  
Management Program

### The School of Nursing

Barbara H. Munro, Dean

Laurel A. Eisenhauer, Associate Dean  
(Graduate)

Loretta P. Higgins, Associate Dean  
(Undergraduate)

Susan E. Donelan, Assistant Dean for  
Administration

### The Graduate School of Social Work

Alberto Godenzi, Dean

Thomas Walsh, Interim Associate Dean

Harry E. Dumay, Assistant Dean for  
Administration

Regina O'Grady-LeShane, Assistant Dean  
for Academic and Student Services

### The Summer Session

James A. Woods, S.J., Dean

Source: Department of Human Resources

## Department Chairpersons Fall 2002

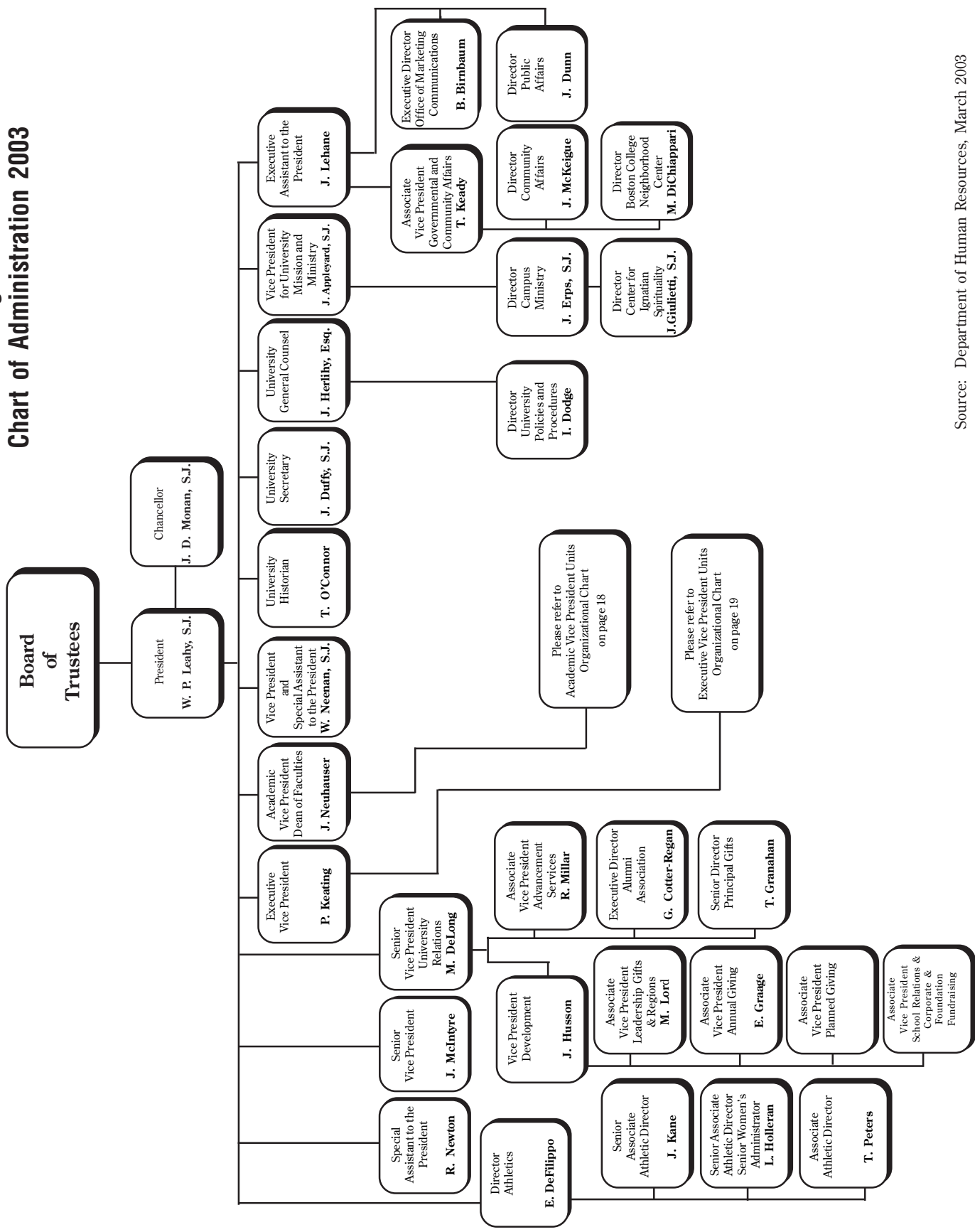
Accounting ..... Greg Trompeter  
Biology ..... Marc Muskavitch  
Business Law ..... Christine O'Brien  
Chemistry ..... David McFadden  
Classical Studies ..... Charles F. Ahern, Jr.  
Communication ..... Dale Herbeck  
Computer Science ..... Robert Muller  
Economics ..... Peter Ireland  
English ..... Paul Lewis  
Finance ..... Alan Marcus  
Fine Arts ..... John Michalczyk

Geology and  
Geophysics ..... Alan L. Kafka  
Germanic Studies ..... Michael Resler  
History ..... Peter Weiler  
Marketing ..... Victoria Crittenden  
Mathematics ..... Gerald E. Keough  
Music ..... T. Frank Kennedy, S.J.  
Operations &  
Strategic Management ... David Murphy  
Organizational Studies ... Judith Clair  
Philosophy ..... Thomas Hibbs  
Physics ..... Kevin Bedell

Political Science ..... Kay Schlozman  
Psychology ..... Hiram H. Brownell  
Romance Languages  
and Literature ..... Franco A. Mormando, S.J.  
Slavic and Eastern  
Languages ..... Cynthia Simmons  
Sociology ..... Stephen Pfohl  
Theater ..... Stuart Hecht  
Theology ..... Stephen Pope

Source: Office of the Academic Vice President

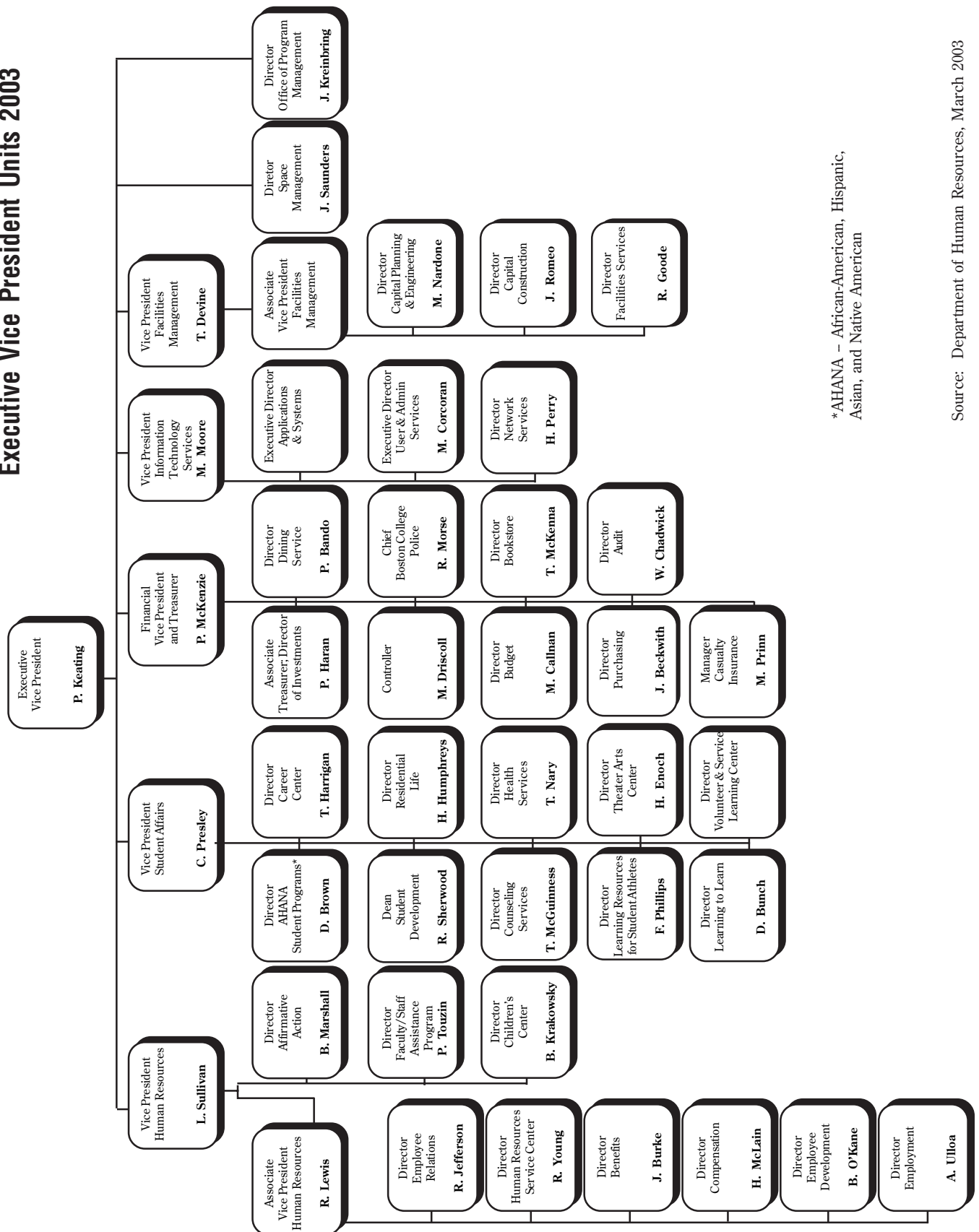
# Boston College Chart of Administration 2003



Source: Department of Human Resources, March 2003



# Boston College Executive Vice President Units 2003



\*AHANA - African-American, Hispanic, Asian, and Native American

## University Administrators Fall 2002

**Academic Development Center**  
Suzanne M. Barrett, Director

**Undergraduate Admission**  
John L. Mahoney, Jr., Director

**AHANA Student Programs**  
Donald Brown, Director

**Alumni Association**  
Grace Cotter-Regan, Executive Director

**Athletics**  
Eugene B. DeFilippo, Jr., Director

**Audit**  
William E. Chadwick, Director

**Boisi Center for Religion and  
American Public Life**  
Alan Wolfe, Director

**Bookstore**  
Thomas McKenna, Director

**Budget**  
Michael T. Callnan, Director

**Campus Ministry**  
James D. Erps, S.J., Director

**Campus School**  
Philip A. DiMattia, Director

**Capital Projects Management**  
Thomas M. Bruni, Director

**Career Center**  
Theresa A. Harrigan, Director

**Community Affairs**  
Jean S. McKeigue, Director

**Compliance and Intellectual  
Property Management**  
Stephen Erickson, Director

**Continuing Education, School of Nursing**  
W. Jean Weyman, Director

**Controller**  
Michael J. Driscoll

**Center for Corporate Citizenship**  
Brad Googins, Director

**University Counseling Services**  
Thomas P. McGuinness, Director

**Development - Advancement Services**  
Robert G. Millar, Associate Vice President

**Development - Leadership Gifts and School  
Liaison**  
Marianne Lord, Associate Vice President

**Development - Principal Gifts**  
Terrance E. Granahan, Senior Director

**Dining Service**  
Patricia A. Bando, Director

**Environmental Health and Safety**  
Keith D. Kidd, Director

**Facilities Services**  
Roger S. Goode, Jr., Director

**Financial Strategies**  
Bernard A. Pekala, Director

**First Year Experience**  
Rev. Joseph P. Marchese, Director

**University General Counsel**  
Joseph Herlihy, Esquire

**Governmental and Community Affairs**  
Thomas J. Keady, Jr., Associate Vice President

**Health Services**  
Thomas I. Nary, M.D., Director

**Honors Program, Carroll School  
of Management**  
David R. McKenna, Director

**Honors Program, College of Arts & Sciences**  
Mark F. O'Connor, Director

**University Historian**  
Thomas H. O'Connor

**Human Resources**  
Robert J. Lewis, Associate Vice President

**Human Resources - Affirmative Action**  
Barbara Marshall, Director

**Human Resources - Benefits**  
John R. Burke, Director

**Human Resources - Compensation**  
Halley McLain, Director

**Human Resources - Children's Center**  
Barbara A. Krakowsky, Director

**Human Resources - Employee Relations**  
Richard P. Jefferson, Director

**Human Resources - Employee Development**  
Bernard R. O'Kane, Director

**Human Resources - Employment**  
Anita Ulloa, Director

**Human Resources -  
Faculty/Staff Assistance Program**  
Patricia A. Touzin, Director

**Human Resources Service Center**  
Richard M. Young, Director

**Center for Ignatian Spirituality**  
Julio Giulietti, S.J., Director

**Information Technology - Network Services**  
Henry Perry, Director

**Information Technology -  
User & Administrative Services**  
Mary Corcoran, Executive Director

**Center for International Studies**  
Marian St. Onge, Director

**Irish Programs**  
Thomas E. Hachey, Executive Director

**Jesuit Institute**  
T. Frank Kennedy, S.J., Director

**Law School Institutional Advancement**  
Alfred A. Blum, Director

**Learning to Learn**  
Dan Bunch, Director

**Learning Resources for Student Athletes**  
Ferna L. Phillips, Director

**Office of Marketing Communications**  
Ben Birnbaum, Executive Director and  
Special Assistant to the President

**McMullen Museum of Art**  
Nancy D. Netzer, Director

**Media Technology Services**  
Yoshio Saito, Director

**Boston College Neighborhood Center**  
Maria S. DiChiappari, Director

**Center for Nursing Research**  
Mary E. Duffy, Director

**Boston College Police**  
Robert A. Morse, Chief

**University Policies & Procedures**  
Ivy Dodge, Director

**Public Affairs**  
John B. Dunn, Director

**Purchasing**  
John D. Beckwith, Director

**Institute of Religious Education and  
Pastoral Ministry**  
Mary Ann Hinsdale, I.H.M., Director

**Research and Instructional Technology  
Services**  
Ted Gaiser, Director

**Residential Life**  
Henry J. Humphreys, Director

**Institute for Scientific Research**  
Leo F. Power, Jr., Director

**Small Business Development Center**  
John McKiernan, Director

**Social Welfare Research Institute**  
Paul G. Schervish, Director

**Space Management**  
Joyce C. Saunders, Director

**Office for Sponsored Programs**  
John N. Carfora, Director

**Student Development**  
Robert A. Sherwood, Dean

**Student Services**  
Louise M. Lonabocker, Director

**Technology Consultants**  
Raymond Rivera, Director

**Theater Arts Center**  
Howard Enoch, Director

**Associate Treasurer**  
Paul P. Haran, Associate Treasurer and  
Director of Investments

**Weston Observatory**  
John E. Ebel, Director

**Center for Work and Family**  
J. Bradley Harrington, Director

Source: Department of Human Resources



## Professional, Administrative, and Support Staff Personnel By Gender, Fall 2002

	Full-Time Positions				Part-Time Positions				Total Positions
	Men	Women	Open	Total	Men	Women	Open	Total	
<b>Professional, Administrative</b>									
Dean of Faculties*	132	206	17	355	14	20	6	40	395
Student Affairs	34	51	4	89	17	21	3	41	130
Athletics	53	27	1	81	17	16	3	36	117
Information Technology	60	32	5	97	0	2	0	2	99
Financial Vice President**	56	42	8	106	1	2	0	3	109
University Relations	19	44	13	76	1	3	1	5	81
Campus Facilities	43	6	8	57	0	0	0	0	57
President***	38	19	3	60	3	1	0	4	64
Human Resources	9	25	1	35	0	0	1	1	36
Executive Vice President****	1	4	0	5	0	0	0	0	5
<b>Total</b>	<b>445</b>	<b>456</b>	<b>60</b>	<b>961</b>	<b>53</b>	<b>65</b>	<b>14</b>	<b>132</b>	<b>1093</b>
<b>Secretarial, Clerical, Technical</b>									
Secretarial/Clerical	53	311	30	394	5	63	12	80	474
Library Assistants	25	40	2	67	2	8	1	11	78
Technical, Other	42	6	2	50	4	2	2	8	58
<b>Total</b>	<b>120</b>	<b>357</b>	<b>34</b>	<b>511</b>	<b>11</b>	<b>73</b>	<b>15</b>	<b>99</b>	<b>610</b>
<b>Facilities Services, Plant Services</b>									
Dining Services	112	52	15	179	2	10	2	14	193
Housekeeping	102	44	7	153	0	0	0	0	153
Grounds & Trades	98	1	2	101	0	0	1	1	102
Gate Attendants, Police	46	8	2	56	10	5	3	18	74
Mailroom, Switchboard	11	3	0	14	2	2	0	4	18
<b>Total</b>	<b>369</b>	<b>108</b>	<b>26</b>	<b>503</b>	<b>14</b>	<b>17</b>	<b>6</b>	<b>37</b>	<b>540</b>
<b>Total Positions</b>	<b>934</b>	<b>921</b>	<b>120</b>	<b>1975</b>	<b>78</b>	<b>155</b>	<b>35</b>	<b>268</b>	<b>2243</b>

\* Includes Student Services and Library professional and administrative staff.

\*\* Includes Financial and Business Affairs, Bookstore, Boston College Police, Bureau of Conferences, and Dining Services.

\*\*\* Includes Office of the President, Office of the Senior Vice President, Mission and Ministry, Marketing Communications, Public Affairs, University General Counsel, University Policy and Procedures, BC Neighborhood Center, State and Community Affairs, University Historian, University Secretary, and all Executives.

\*\*\*\* Includes Space Management and the Office of Program Management.

Note: The above figures represent all permanent positions funded by the University as of October 1, 2002.

## Restricted Funded Personnel\* By Gender and FTE, Fall 2002

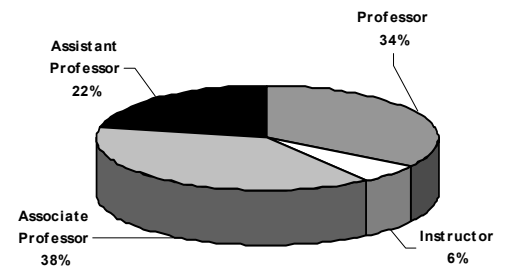
	Full-Time Positions				Part-Time Positions				Total Positions	Total FTE
	Men	Women	Total	FTE	Men	Women	Total	FTE		
Full-time Professional	73	76	149	149.00	0	0	0	0.00	149	149.00
Full-time Faculty	0	2	2	2.00	0	0	0	0.00	2	2.00
Secretarial-Clerical	0	7	7	7.00	0	1	1	0.23	8	7.23
Part-time Admin/Faculty	0	0	0	0.00	8	19	27	14.73	27	14.73
Research Assistants	7	19	26	26.00	0	7	7	2.93	33	28.93
<b>Total Positions</b>	<b>80</b>	<b>104</b>	<b>184</b>	<b>184.00</b>	<b>8</b>	<b>27</b>	<b>35</b>	<b>17.89</b>	<b>219</b>	<b>201.89</b>

\*Incremental restricted funded positions supported entirely by Contract & Grant, Endowment or Restricted Gift funding as of October 1, 2002.

## Faculty by School and Rank\*

### 2001-2002

School	Professor		Associate		Assistant		Instructor		Total	
	No.	%	No.	%	No.	%	No.	%	No.	%
Arts & Sciences	147	37	145	37	85	22	18	5	395	100
Education	22	38	20	33	17	28	1	1	60	100
Law	21	47	19	42	5	11	-	-	45	100
Management	24	25	35	37	28	29	9	9	96	100
Nursing	7	16	21	48	6	14	10	10	44	100
Social Work	4	25	9	45	4	20	3	3	20	100
<b>Total</b>	<b>225</b>	<b>34</b>	<b>249</b>	<b>38</b>	<b>145</b>	<b>22</b>	<b>41</b>	<b>6</b>	<b>660</b>	<b>100</b>



\* Includes all full-time regular faculty members.

Source: Office of the Academic Vice President

## Full-Time Equivalent Faculty by School\*

### 2001-2002

School	FTE of Full-Time Faculty		FTE of Part-Time Faculty		FTE of Teaching Fellows & Assistants		Total FTE Faculty	
	No.	%	No.	%	No.	%	No.	%
Arts & Sciences	361.20	60	105.33	57	118.33	80	584.86	62
Education	52.50	9	26.00	14	24.00	16	102.50	11
Law	46.00	7	8.33	5	-	-	54.33	6
Management	91.50	15	16.66	9	-	-	108.16	12
Nursing	39.00	6	4.00	2	6.00	4	49.00	5
Social Work	16.50	3	24.00	13	-	-	40.50	4
<b>Total</b>	<b>606.70</b>	<b>100</b>	<b>173.25</b>	<b>100</b>	<b>148.33</b>	<b>100</b>	<b>939.35</b>	<b>100</b>

\* Method of computation: three courses equal one full-time faculty member.

Note: Figures representing full-time faculty do not include the following: full-time academic administrators or directors; teaching fellows; special contracts; part-time academic administrators or staff.

Source: Office of the Academic Vice President

## Faculty by School and Gender

### 2001-2002

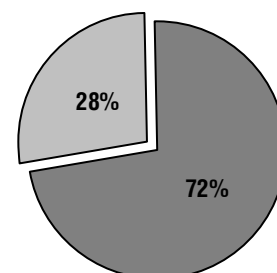
School	Women		Men		Total No.	%	
	No.	%	No.	%		Women	Men
Arts & Sciences	111	49	284	68	395	28	72
Education	29	13	31	7	60	48	52
Law	17	9	28	6	45	38	62
Management	24	11	72	16	96	25	75
Nursing	43	20	1	-	44	98	2
Social Work	7	3	13	3	20	35	65
<b>Total</b>	<b>231</b>	<b>100</b>	<b>429</b>	<b>100</b>	<b>660</b>		

Source: Office of the Academic Vice President

## Faculty by School and Tenure Status 2001-2002

School	Tenured Faculty		Non-Tenured Faculty		Total	
	No.	%	No.	%	No.	%
Arts & Sciences	292	73	103	27	395	100
Education	42	67	18	33	60	100
Law	40	67	5	33	45	100
Management	59	60	37	40	96	100
Nursing	28	64	16	36	44	100
Social Work	13	65	7	35	20	100
<b>Total</b>	<b>474</b>		<b>186</b>		<b>660</b>	

Source: Office of the Academic Vice President



■ Tenured Faculty  
□ Non-Tenured Faculty

## Faculty by Highest Earned Degree and Rank 2001-2002

Degree	Professor		Associate		Assistant		Instructor		Total	
	No.	%	No.	%	No.	%	No.	%	No.	%
Doctorate	236	100	258	98	127	96	14	50	635	96
Masters	-	-	6	2	5	4	14	50	25	4
<b>Total</b>	<b>236</b>	<b>100</b>	<b>264</b>	<b>100</b>	<b>132</b>	<b>100</b>	<b>28</b>	<b>100</b>	<b>660</b>	<b>100</b>

Source: Office of the Academic Vice President

**96% of Boston College  
Faculty Members hold a  
Doctoral Degree.**

**35% of Boston College  
Faculty Members  
are Women.**

## Faculty by Highest Earned Degree and Gender 2001-2002

Degree	Women		Men		Total	
	No.	%	No.	%	No.	%
Doctorate	221	94	414	97	635	96
Masters	13	7	12	3	25	4
<b>Total</b>	<b>234</b>	<b>100</b>	<b>426</b>	<b>100</b>	<b>660</b>	

Source: Office of the Academic Vice President

## Faculty by Rank and Gender 2001-2002

Rank	Women		Men		Total	
	No.	%	No.	%	No.	%
Professor	51	22	174	40	225	34
Associate	89	39	160	37	249	38
Assistant	67	29	78	18	145	22
Instructor	23	10	18	4	41	6
<b>Total</b>	<b>230</b>	<b>100</b>	<b>430</b>	<b>100</b>	<b>660</b>	<b>100</b>

Source: Office of the Academic Vice President

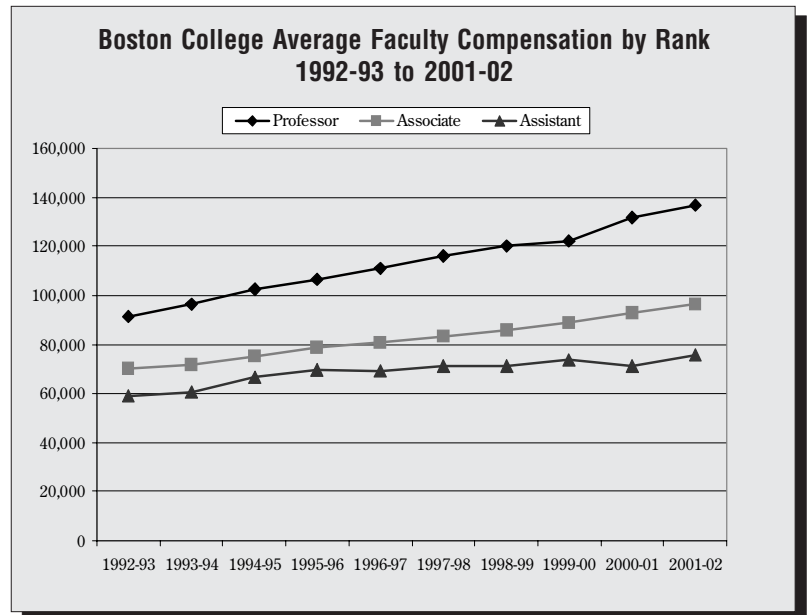
## Full-Time Faculty, Teaching Fellows, and Teaching Assistants By School and Department, 2001-2002

	Full-Time Faculty	Teaching Fellows	Teaching Assistants
<b>Arts &amp; Sciences</b>			
Biology	20	-	24
Chemistry	18	-	43
Classics	4	-	-
Communication	16	-	-
Economics	24	13	9
English	42	26	-
Fine Arts	16	-	-
Geology	9	-	12
Germanic Studies	3	-	-
History	37	7	29
Honors Program	10	-	-
Mathematics	22	4	7
Music	4	-	-
Philosophy	29	24	-
Physics	12	-	22
Political Science	21	2	5
Psychology	19	2	7
Romance Languages	21	35	-
Slavic & Eastern Languages	4	-	1
Sociology	20	11	16
Theater	5	-	-
Theology	39	10	23
<b>Total Arts &amp; Sciences</b>	<b>395</b>	<b>134</b>	<b>198</b>
Education	60	36	36
Law	45	-	-
Management	96	-	-
Nursing	44	15	3
Social Work	20	-	-
<b>Total</b>	<b>660</b>	<b>185</b>	<b>237</b>

Source: Office of the Academic Vice President

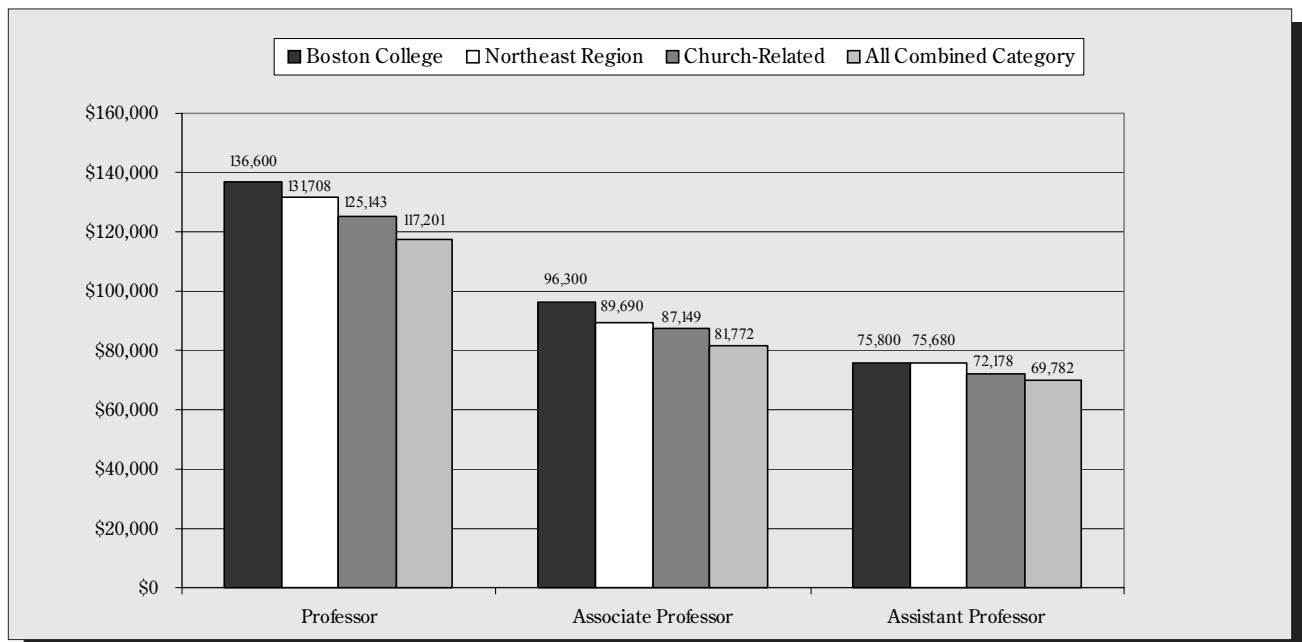
## Faculty Compensation Average by Rank\*

Year	Professor	Associate	Assistant
1992-93	91,300	70,000	59,000
1993-94	96,400	71,700	60,400
1994-95	102,300	75,200	66,400
1995-96	106,700	78,500	69,800
1996-97	111,100	80,700	69,000
1997-98	115,900	83,400	71,400
1998-99	120,000	85,800	71,300
1999-00	122,387	88,815	73,542
2000-01	131,800	92,700	71,300
2001-02	136,600	96,300	75,800



\* Includes salary and fringe benefits.  
Source: Office of the Academic Vice President

## Faculty Compensation by Rank\* Boston College Average Compared to AAUP Category I (9-Month Equivalent), 2001-2002



\* Includes salary and fringe benefits.  
Source: Office of the Academic Vice President

# STUDENTS



**PHOTO**

### Full-Time Freshman Enrollment By Year and Gender

Fall	Men	Women	Total
1993	1,017	1,137	2,154
1994	1,083	1,167	2,250
1995	1,003	1,137	2,140
1996	1,145	1,329	2,474
1997	1,084	1,084	2,168
1998	1,063	1,184	2,247
1999	1,103	1,181	2,284
2000	1,114	1,132	2,246
2001	940	1,163	2,103
2002	1,150	1,165	2,315

Source: Office of Undergraduate Admission

### Freshman Admission Profile Middle 50% Range of SAT Scores

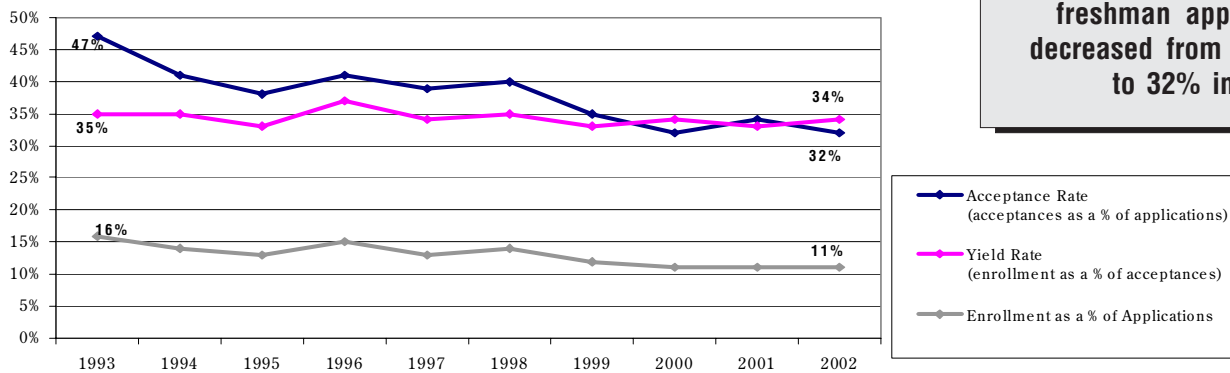
Class	Verbal	Math	Combined
1997	520 - 610	600 - 690	1,140 - 1,270
1998	520 - 610	600 - 690	1,140 - 1,280
1999	520 - 620	610 - 700	1,140 - 1,300
2000*	580 - 670	600 - 690	1,200 - 1,340
2001	580 - 680	610 - 690	1,210 - 1,340
2002	590 - 680	610 - 690	1,210 - 1,350
2003	590 - 680	610 - 690	1,210 - 1,360
2004	600 - 690	620 - 700	1,230 - 1,370
2005	600 - 690	620 - 700	1,240 - 1,380
2006	600 - 690	620 - 710	1,250 - 1,390

\* Statistics for the Class of 2000 begin College Board recentered score series.

Note: SAT score ranges, 25th percentile - 75th percentile, are now the standard reporting statistic in all major admission guides.

Source: Office of Undergraduate Admission (Table compiled by the Office of Enrollment Management Research.)

### Freshman Applications, Acceptances, and Enrollment Full-Time



**The acceptance rate of freshman applicants has decreased from 47% in 1992 to 32% in 2002.**

Fall	Applications	Acceptances	Acceptances as a % of Applications	Total Enrollment	Enrollment as a % of Acceptances	Enrollment as a % of Applications
1993	13,112	6,179	47	2,154	35	16
1994	15,522	6,378	41	2,250	35	14
1995	16,680	6,399	38	2,140	33	13
1996	16,501	6,750	41	2,474	37	15
1997	16,455	6,455	39	2,168	34	13
1998	16,373	6,484	40	2,247	35	14
1999	19,746	6,976	35	2,284	33	12
2000	20,743	6,587	32	2,246	34	11
2001	19,059	6,401	34	2,103	33	11
2002	21,133	6,850	32	2,315	34	11

Note: Freshman enrollment reported above is based on deposits received, on or before the deadline set by the Committee on Admission, from students accepting the offer of admission extended by the University. Withdrawals may occur during the summer and the first two weeks in September. Enrollment figures for Fall 2002 are based on deposits received as of May 10, 2002.

Source: Office of Undergraduate Admission

## Applications, Acceptances, and Enrollment - Class of 2006

### Geographic Distribution

State	Applications	Acceptances	Enrollment	State	Applications	Acceptances	Enrollment
Alabama	29	10	2	Nevada	34	16	4
Alaska	8	2	1	New Hampshire	372	94	42
Arizona	102	30	10	New Jersey	2,179	746	269
Arkansas	15	6	0	New Mexico	41	8	2
California	1,750	491	106	New York	3,353	1,149	400
Colorado	216	69	20	North Carolina	115	34	5
Connecticut	1,442	462	197	North Dakota	7	2	0
Delaware	55	22	5	Ohio	382	132	35
District of Columbia	87	36	7	Oklahoma	43	13	2
Florida	618	227	72	Oregon	81	35	8
Georgia	138	33	11	Pennsylvania	943	295	86
Hawaii	92	46	6	Rhode Island	343	110	39
Idaho	16	8	0	South Carolina	35	7	2
Illinois	615	188	58	South Dakota	5	2	0
Indiana	112	40	9	Tennessee	71	23	3
Iowa	27	12	3	Texas	451	141	25
Kansas	63	27	9	Utah	32	12	3
Kentucky	46	17	3	Vermont	120	29	16
Louisiana	70	24	3	Virginia	310	96	21
Maine	261	57	24	Washington	187	60	18
Maryland	509	199	54	West Virginia	20	4	1
Massachusetts	3,810	1,288	585	Wisconsin	145	47	13
Michigan	231	64	20	Wyoming	7	3	0
Minnesota	270	82	29	Puerto Rico	92	33	13
Mississippi	12	8	3	Virgin Islands, Guam, Canal Zone	31	10	1
Missouri	159	68	15	Foreign	919	205	44
Montana	18	10	6	<b>Total</b>	<b>21,133</b>	<b>6,850</b>	<b>2,315</b>
Nebraska	44	18	5				

Note: Application, Acceptance and Enrollee totals are as of May 10, 2002. The Class of 2006 includes students from 45 states, the District of Columbia, Puerto Rico, the Virgin Islands, and 20 foreign countries.

Source: Office of Undergraduate Admission

## Top Cross Application Competitor Schools of Enrolling Freshmen Class of 2004

### Top 12 Colleges and Universities

Georgetown University	Boston University	Villanova University
Tufts University	University of Pennsylvania	College of the Holy Cross
Brown University	University of Notre Dame	Cornell University
Harvard/Radcliffe College	New York University	Dartmouth College

Cross-applications are admitted students applying to the listed colleges. They do not include joint applications of students who were not admitted to Boston College.

Source: Office of Enrollment Management Research, 2000 Admitted Student Questionnaire Plus (3,214 admitted student responses).

## Undergraduate Transfer Student Applications, Acceptances, and Enrollment Full-Time

Fall*	Applications	Acceptances	Acceptances as a % of Applications	Total Enrollment	Enrollment as a % of Acceptances	Enrollment as a % of Applications
1993	1,599	535	33	271	51	17
1994	1,704	507	30	222	44	13
1995	1,740	422	24	216	51	12
1996	1,526	252	17	113	45	7
1997	1,338	495	37	247	50	19
1998	1,339	496	35	225	48	17
1999	1,525	447	29	248	55	16
2000	1,363	256	19	142	56	10
2001	1,015	258	25	132	51	13
2002	1,079	130	12	71	55	7

\* Transfer enrollment typically increases 75-125 students second semester.

Source: Office of Undergraduate Admission

## Undergraduate Transfer Student Enrollment By Type of Previous Institution and Gender

Fall*	2-Year Public	2-Year Private	4-Year Public	4-Year Private	Total	Men	Women	Total
1993	37	12	72	150	271	122	149	271
1994	44	8	50	120	222	88	134	222
1995	31	6	58	121	216	91	125	216
1996	11	1	43	58	113	42	71	113
1997	22	5	66	154	247	112	135	247
1998	17	8	62	138	225	100	125	225
1999	24	4	59	161	248	95	153	248
2000	10	-	61	71	142	63	79	142
2001	9	2	45	76	132	59	73	132
2002	3	1	24	43	71	32	39	71

\* Transfer enrollment typically increases 75-125 students second semester.

Source: Office of Undergraduate Admission

## Enrollment, Fall 2002

### By School, Gender, and Full- and Part-Time

School	Full-Time			Part-Time			Total		
	Men	Women	Total	Men	Women	Total	Men	Women	Total
<b>Undergraduate Enrollment</b>									
Arts & Sciences	2,889	3,006	5,895	-	-	-	2,889	3,006	5,895
Education	126	630	756	-	-	-	126	630	756
Management	1,264	781	2,045	-	-	-	1,264	781	2,045
Nursing	6	214	220	-	-	-	6	214	220
<b>Total Undergrad. Day Students</b>	<b>4,285</b>	<b>4,641</b>	<b>8,916</b>	-	-	-	<b>4,285</b>	<b>4,641</b>	<b>8,916*</b>
College of Advancing Studies	143	105	248	258	268	526	401	373	774
<b>Graduate &amp; Professional Enrollment</b>									
Graduate Arts & Sciences	171	153	324	348	364	712	519	517	1,036
Graduate Education	79	293	3372	156	478	634	235	771	1,006
Graduate Management	177	96	273	466	234	700	643	330	973
Graduate Nursing	2	96	98	3	69	72	5	165	170
Graduate Social Work	35	262	297	29	119	148	64	381	445
Graduate Advancing Studies	5	5	10	67	94	161	72	99	171
Law	367	439	806	-	-	-	367	439	806
<b>Total Graduate &amp; Professional</b>	<b>836</b>	<b>1,344</b>	<b>2,180</b>	<b>1,069</b>	<b>1,358</b>	<b>2,427</b>	<b>1,905</b>	<b>2,702</b>	<b>4,607</b>
<b>Total University</b>	<b>5,264</b>	<b>6,080</b>	<b>11,344</b>	<b>1,327</b>	<b>1,626</b>	<b>2,953</b>	<b>6,591</b>	<b>7,706</b>	<b>14,297</b>

\* Undergraduate enrollment included 255 students on Boston College International Exchange programs who are not on the Boston College campus. Excluding those studying abroad, the total number of undergraduates attending Boston College this semester is 8,661.

Source: Student Services

## Student Credit Hours

### By School\*

School	1997-98	1998-99	1999-00	2000-01	2001-02
<b>Undergraduate</b>					
Arts & Sciences	166,945	166,929	173,869	171,305	173,114
Education	24,436	24,557	24,982	23,885	23,654
Management	67,173	67,449	66,569	64,572	63,241
Nursing	7,351	7,146	6,928	6,316	6,751
College of Advancing Studies	18,539	14,514	13,970	13,725	13,543
<b>Total Undergraduate</b>	<b>281,931</b>	<b>280,595</b>	<b>286,318</b>	<b>279,803</b>	<b>280,303</b>
<b>Graduate &amp; Professional</b>					
Graduate Arts & Sciences**	9,343	9,117	9,072	8,913	9,118
Graduate Education**	12,938	14,024	14,360	12,957	11,630
Graduate Management	13,477	13,747	13,311	14,334	14,405
Graduate Nursing**	1,964	2,313	2,828	2,787	2,674
Graduate Social Work	17,081	15,203	14,409	13,178	12,590
Graduate Advancing Studies***	1,983	2,285	2,071	1,707	1,582
Law	23,762	23,502	23,609	23,016	23,489
<b>Total Graduate &amp; Professional</b>	<b>80,548</b>	<b>80,191</b>	<b>79,660</b>	<b>76,892</b>	<b>75,488</b>
<b>Total</b>	<b>362,479</b>	<b>360,786</b>	<b>365,978</b>	<b>356,695</b>	<b>355,791</b>

\* Most one semester courses at Boston College carry a value of three credit hours. The figures shown are the sum of fall and spring semester enrollments for each academic year. Summer enrollment is excluded.

\*\* In 1994, the Graduate Schools of Education and Nursing separated from the Graduate School of Arts and Sciences. For prior years their enrollment is included in the Graduate Arts and Sciences statistics.

\*\*\* In 1996, the Evening College became the College of Advancing Studies and began to offer graduate programs.

Source: Student Services

## Undergraduate, Graduate, and Professional Enrollment, Fall 1998 through 2002 By School, Gender, and Full- and Part-Time

	Undergraduate Day Schools						Graduate & Professional								Univ.
	A&S	Mgt.	Ed.	Nurs.	Total	Adv.St.	GA&S	GEd.	GNurs.	GMgt.	GSSW	Law	Adv.St.	Total	Total
<b>Fall 1998</b>															
Full-Time	5,577	2,288	810	245	8,920	262	344	464	71	241	362	825	11	2,318	11,500
Part-Time	-	-	-	5	5	669	772	572	84	734	150	-	210	2,522	3,196
Men	2,682	1,400	118	9	4,209	451	544	262	8	660	73	395	84	2,206	6,686
Women	2,895	888	692	241	4,716	480	572	774	147	315	439	430	137	2,814	8,010
Total	5,577	2,288	810	250	8,925	931	1,116	1,036	155	975	512	825	221	4,840	14,696
<b>Fall 1999</b>															
Full-Time	5,853	2,271	828	236	9,189	241	322	469	95	219	346	829	13	2,293	11,722
Part-Time	-	-	-	2	2	595	678	587	66	708	138	-	193	2,370	2,967
Men	2,823	1,386	123	7	4,339	411	525	264	9	622	71	404	77	1,972	6,722
Women	3,030	885	705	231	4,851	425	475	792	152	305	413	425	129	2,691	7,967
Total	5,853	2,271	828	238	9,190	836	1,000	1,056	161	927	484	829	206	4,663	14,689
<b>Fall 2000</b>															
Full-Time	5,741	2,187	785	216	8,929	262	295	417	86	244	307	805	9	2,163	11,354
Part-Time	-	-	-	1	1	606	732	611	79	712	160	-	164	2,458	3,065
Men	2,766	1,394	107	5	4,272	461	526	244	7	635	66	392	76	1,946	6,679
Women	2,975	793	678	212	4,658	407	501	784	158	321	401	413	97	2,675	7,740
Total	5,741	2,187	785	217	8,930	868	1,027	1,028	165	956	467	805	173	4,621	14,419
<b>Fall 2001</b>															
Full-Time	5,850	2,148	772	230	9,000	260	326	325	83	281	300	813	4	2,132	11,392
Part-Time	-	-	-	-	-	537	689	618	68	692	143	1	167	2,378	2,915
Men	2,783	1,343	129	5	4,260	406	518	220	6	653	67	382	78	1,924	6,590
Women	3,067	805	643	225	4,740	391	497	723	145	320	376	432	93	2,586	7,717
Total	5,850	2,148	772	230	9,000	797	1,015	943	151	973	443	814	171	4,510	14,307
<b>Fall 2002</b>															
Full-Time	5,895	2,045	756	220	8,916	248	324	372	98	273	297	806	10	2,180	11,344
Part-Time	-	-	-	-	-	526	712	634	72	700	148	-	161	2,427	2,953
Men	2,889	1,264	126	6	4,285	401	519	235	5	643	64	367	72	1,905	6,591
Women	3,006	781	630	214	4,631	373	517	771	465	330	381	439	99	2,702	7,706
Total	5,895	2,045	756	220	8,916	774	1,036	1,006	170	973	445	806	171	4,607	14,297

Source: Student Services

## AHANA and International Student Enrollment, Fall 2000, 2001, & 2002\*

Undergraduate Day Schools	Men			Women			Total			% of Undergraduate Day School Students		
	2000	2001	2002	2000	2001	2002	2000	2001	2002	2000	2001	2002
Black or African-American	200	202	224	225	221	223	425	423	447	4.8%	4.7%	5.1%
Native American	11	10	8	26	29	24	37	39	32	0.4%	0.4%	0.4%
Asian	333	356	364	399	404	411	732	760	775	8.2%	8.4%	8.9%
Hispanic	187	189	205	304	312	335	491	501	540	5.5%	5.6%	6.2%
Other/Not reported	19	34	117	25	40	98	44	74	215	0.5%	0.8%	-
Subtotal Undergraduate Day Schools	750	791	801	979	1,006	993	1,729	1,797	1,794	19.4%	20.0%	20.6%
International	124	105	83	84	81	56	208	186	139	2.3%	2.0%	1.6%
<b>Total Undergrad Day</b>	<b>874</b>	<b>896</b>	<b>884</b>	<b>1,063</b>	<b>1,087</b>	<b>1,049</b>	<b>1,937</b>	<b>1,983</b>	<b>1,933</b>	<b>21.7%</b>	<b>22.03%</b>	<b>22.18%</b>

\* Note that 2002 AHANA percentages are of students who reported their race/ethnicity identification. International students include nonresident aliens of all racial and ethnic groups, including caucasian. Source: Student Services

## Full-Time Equivalent Enrollment\* By School, Fall 1993 through 2002

	1993	1994	1995	1996	1997	1998	1999	2000	2001	2002
<b>Undergraduate</b>										
Arts & Sciences	5,521	5,699	5,561	5,541	5,589	5,577	5,853	5,741	5,850	5,895
Education	695	701	698	772	806	810	828	785	772	756
Management	2,172	2,270	2,269	2,339	2,276	2,288	2,271	2,187	2,148	2,045
Nursing	416	408	367	305	250	247	237	216	230	220
<b>Total Day Students</b>	<b>8,804</b>	<b>9,078</b>	<b>8,895</b>	<b>8,957</b>	<b>8,921</b>	<b>8,922</b>	<b>9,189</b>	<b>8,929</b>	<b>9,000</b>	<b>8,916</b>
College of Advancing Studies***	688	682	633	624	531	485	439	464	440	423
<b>Total Undergraduate</b>	<b>9,492</b>	<b>9,760</b>	<b>9,528</b>	<b>9,581</b>	<b>9,452</b>	<b>9,407</b>	<b>9,628</b>	<b>9,393</b>	<b>9,440</b>	<b>9,339</b>
<b>Graduate and Professional</b>										
Graduate Arts & Sciences**	1,288	599	609	605	592	601	548	539	553	561
Graduate Education**	-	494	600	601	600	655	665	621	532	583
Graduate Management	378	408	459	455	464	486	455	481	511	506
Graduate Nursing**	-	102	90	68	87	99	117	112	106	122
Graduate Social Work	368	398	456	478	463	412	392	360	348	346
Law	829	830	819	803	826	825	829	805	813	806
Graduate Advancing Studies***	-	-	-	49	68	81	77	64	60	64
<b>Total Graduate &amp; Professional</b>	<b>2,863</b>	<b>2,831</b>	<b>3,033</b>	<b>3,059</b>	<b>3,100</b>	<b>3,159</b>	<b>3,083</b>	<b>2,982</b>	<b>2,923</b>	<b>2,988</b>
<b>Total University</b>	<b>12,355</b>	<b>12,591</b>	<b>12,561</b>	<b>12,640</b>	<b>12,552</b>	<b>12,566</b>	<b>12,711</b>	<b>12,375</b>	<b>12,363</b>	<b>12,327</b>

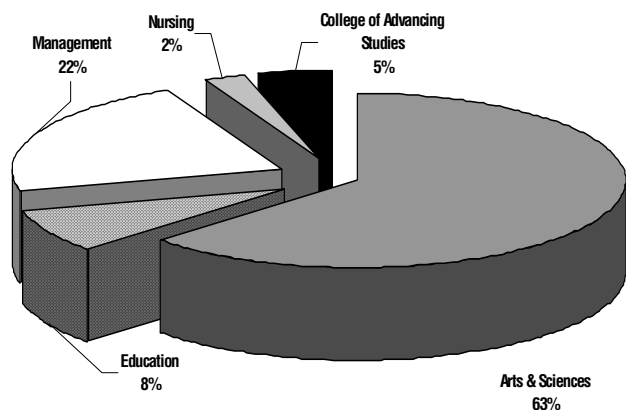
\* Method of computation: three part-time students equal one full-time equivalent student.

\*\* In 1994, the Graduate Schools of Education and Nursing separated from the Graduate School of Arts and Sciences. For prior years their enrollment is included in the Graduate Arts and Sciences statistics.

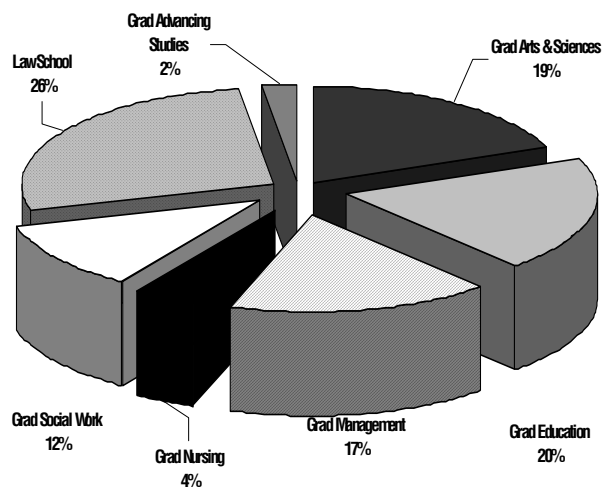
\*\*\* In 1996, the Evening College became the College of Advancing Studies and began to offer graduate programs.

Source: Student Services

### Full-Time Equivalent Undergraduate Enrollment



### Full-Time Equivalent Graduate Enrollment





## Graduate Enrollment\*

### By Degree Program and Discipline, Full- and Part-Time

	1997-98		1998-99		1999-00		2000-01		2001-02	
	Master's	Ph.D.	Master's	Ph.D.	Master's	Ph.D.	Master's	Ph.D.	Master's	Ph.D.
Advancing Studies	247	-	261	-	259	-	221	-	205	-
American Studies	1	-	-	-	-	-	-	-	-	-
Biology	20	24	14	26	11	26	22	23	14	22
Chemistry	-	103	1	99	1	97	0	92	1	95
Economics	1	68	-	69	4	65	11	58	15	49
Education	615	284	630	276	663	283	590	307	524	310
Education/Non-Degree	173	-	194	-	173	-	217	-	256	-
English	88	31	84	29	69	28	68	28	86	29
Geology	21	-	23	-	21	-	18	-	21	-
Geology/Geophysics	-	-	-	-	-	-	-	-	-	-
Geophysics	8	-	9	-	8	-	11	-	9	-
History	32	77	34	72	29	68	38	60	32	62
Interdisciplinary	1	1	2	1	2	2	1	-	1	-
Latin & Greek	8	-	9	-	6	-	6	-	7	-
Law	832	-	835	-	844	-	808	-	823	-
Linguistics	6	-	4	-	5	-	6	-	5	-
Management	1,038	42	1,044	44	1,031	45	1,060	45	1,065	52
Mathematics	11	-	12	-	12	-	12	-	14	-
Nursing	124	45	127	43	146	43	143	40	130	40
Philosophy	59	53	64	58	67	62	57	52	61	48
Physics	2	23	-	28	-	26	1	22	3	26
Political Science	32	50	30	41	29	28	22	36	20	39
Psychology	3	16	2	18	2	16	2	18	1	18
Religious Education	178	15	183	15	154	16	183	19	164	20
Romance Languages	45	36	50	30	39	29	47	30	32	35
Russian	6	-	4	-	7	-	3	-	3	-
Slavic Studies	1	-	1	-	-	-	1	-	-	-
Social Work	533	46	477	46	447	44	432	47	407	45
Sociology	19	62	24	67	15	60	16	53	12	48
Theology	22	85	20	88	23	86	32	89	30	91
<b>Total</b>	<b>4,126</b>	<b>1,061</b>	<b>4,138</b>	<b>1,050</b>	<b>4,067</b>	<b>1,024</b>	<b>4,028</b>	<b>1,019</b>	<b>3,941</b>	<b>1,029</b>

\* Figures include students who attended for just one semester, as well as those who attended a full year. The figure for Master's students may include nondegree special students in some programs.

Source: Student Services

## Summer Session Enrollment

Summer	1993	1994	1995	1996	1997	1998	1999	2000	2001	2002
Undergraduate	2,436	2,252	2,265	2,007	1,879	1,960	1,969	1,929	1,878	1,881
Graduate/Professional*	1,866	1,856	1,694	1,702	1,886	1,843	1,855	2,031	1,751	1,725
<b>Total</b>	<b>4,302</b>	<b>4,108</b>	<b>3,959</b>	<b>3,709</b>	<b>3,765</b>	<b>3,803</b>	<b>3,824</b>	<b>3,960</b>	<b>3,629</b>	<b>3,606</b>

\* Includes students registered through the Institute of Religious Education and the Carroll Graduate School of Management.

Source: Summer Session Office

## Geographic Distribution of Undergraduate Students By State

State	1990	1995	2000	2001	2002	State	1990	1995	2000	2001	2002
Alabama	11	13	10	14	11	Nebraska	30	22	22	16	17
Alaska	0	8	4	1	2	Nevada	7	11	3	1	4
Arizona	18	25	29	33	37	New Hampshire	172	165	184	176	162
Arkansas	7	3	4	1	1	New Jersey	672	858	941	932	938
California	184	408	380	410	403	New Mexico	2	5	12	9	8
Colorado	45	43	57	61	65	New York	1,039	1,321	1,372	1,365	1,425
Connecticut	728	881	765	769	752	North Carolina	22	20	26	36	31
D. C.	28	20	29	27	25	North Dakota	2	1	1	1	2
Delaware	23	18	22	19	20	Ohio	132	127	125	138	144
Florida	232	250	303	267	276	Oklahoma	15	13	13	17	14
Georgia	35	46	53	56	52	Oregon	8	20	20	21	27
Guam	0	7	4	3	1	Pennsylvania	308	325	309	305	294
Hawaii	36	41	34	32	28	Puerto Rico	70	48	47	41	42
Idaho	3	4	4	7	6	Rhode Island	260	214	184	181	183
Illinois	150	184	248	249	226	South Carolina	11	6	5	7	4
Indiana	25	21	29	29	27	South Dakota	1	1	1	1	1
Iowa	8	11	17	19	17	Tennessee	16	9	15	13	13
Kansas	14	12	28	26	25	Texas	122	110	131	136	134
Kentucky	11	5	15	17	16	Utah	4	10	4	6	8
Louisiana	38	15	22	27	24	Vermont	47	49	52	49	49
Maine	128	87	108	118	111	Virgin Islands	6	5	1	2	3
Maryland	184	149	255	264	243	Virginia	68	83	76	75	82
Massachusetts	3,135	2,612	2,401	2,453	2,435	Washington	20	42	63	51	52
Michigan	82	67	71	79	76	West Virginia	9	5	2	4	3
Minnesota	77	71	110	124	128	Wisconsin	53	56	50	55	55
Mississippi	4	3	2	4	3	Wyoming	2	1	1	2	1
Missouri	49	50	54	60	61	International	227	314	208	187	139
Montana	6	1	4	4	10	<b>Total</b>	<b>8,586</b>	<b>8,896</b>	<b>8,930</b>	<b>9,000</b>	<b>8,916</b>

Source: Student Services

## Undergraduate Majors\*

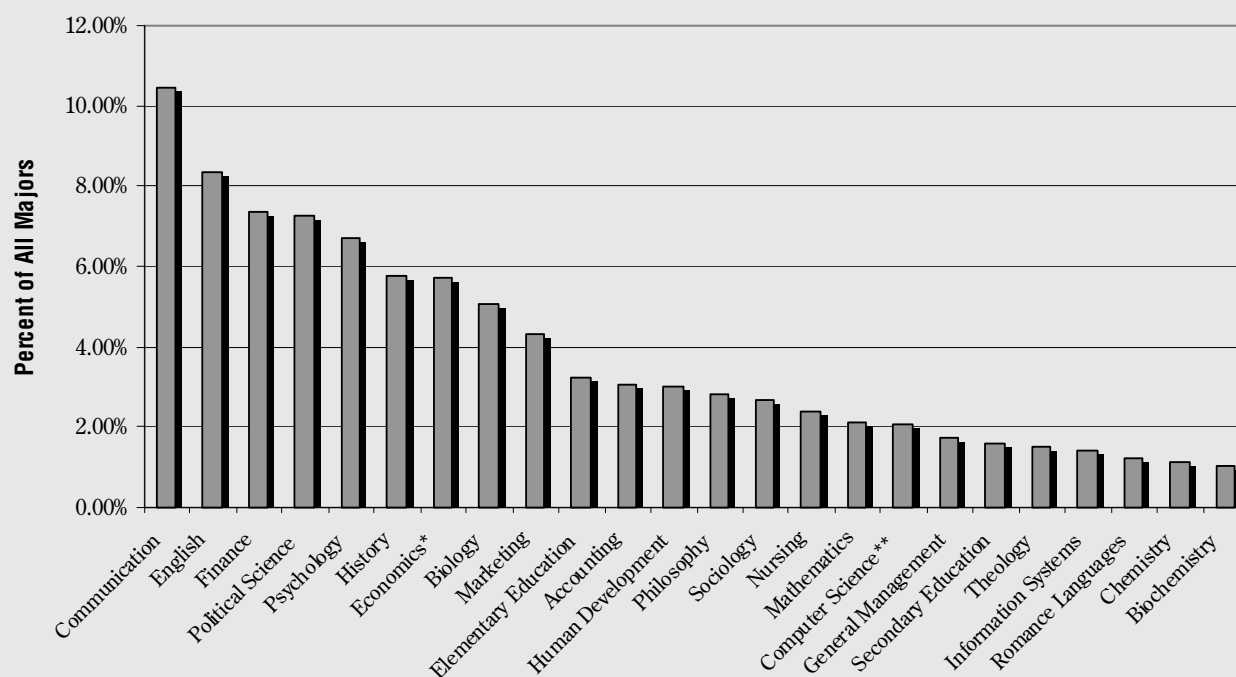
### By School

	1993	1994	1995	1996	1997	1998	1999	2000	2001	2002
<b>Arts &amp; Sciences</b>										
ArtHistory	38	43	38	37	38	36	34	32	45	42
Biochemistry	94	108	111	115	117	97	84	83	82	95
Biology	618	671	752	734	665	543	539	481	443	465
Chemistry	94	90	100	89	84	90	94	84	89	102
Classics	17	20	20	20	24	19	15	11	21	17
Communication	480	533	522	499	542	624	734	865	945	963
Computer Science	77	82	97	118	133	181	202	200	189	139
Economics	332	345	356	364	404	430	402	382	374	398
English	955	925	927	935	931	868	906	863	845	770
Film Studies	-	-	-	-	-	-	-	10	32	46
Geology/Geophysics	55	87	82	80	736	66	58	52	42	30
German	14	13	9	6	148	8	11	10	3	7
History	400	398	411	379	392	410	431	451	465	530
Independent	17	12	4	2	1	3	2	5	3	1
International Studies	-	-	-	40	67	64	56	45	31	32
Mathematics	166	178	176	190	168	123	148	135	134	194
Music	26	26	21	19	23	26	23	22	29	32
Philosophy	181	182	198	178	158	166	193	211	230	261
Physics	33	29	28	33	18	29	33	36	34	46
Political Science	773	781	747	700	671	618	649	626	646	669
Psychology	650	715	743	736	694	703	764	684	660	617
Romance Languages-Total	127	124	130	119	120	116	114	110	96	111
French	51	54	50	43	39	45	50	56	47	49
Italian	9	5	4	5	7	6	4	5	3	5
Spanish/Hispanic Studies	67	65	76	71	74	65	60	49	46	57
Slavic and Eastern Languages	13	18	18	12	8	11	11	7	5	12
Sociology	229	255	245	233	239	238	249	219	219	247
Studio Art	23	29	41	48	34	41	44	42	40	41
Theater Arts	35	40	43	66	87	84	106	101	91	91
Theology	20	29	36	47	54	70	80	88	92	137
<b>Education</b>										
American Heritage	-	3	2	4	2	2	1	2	2	4
Child/Society	-	75	86	99	88	67	65	49	40	31
Early Childhood	79	81	72	57	50	53	68	57	52	43
Elementary Education	223	200	196	231	222	217	224	256	279	297
General Science	-	4	3	5	2	4	6	4	2	3
Hispanic Experience	-	9	7	9	8	7	5	7	14	9
Human Development	198	180	191	231	258	289	290	277	285	276
Intensive Special Needs	-	16	22	29	28	41	27	21	15	4
Math/Computer Science	-	16	19	29	33	34	33	29	23	26
Middle School	3	-	-	-	-	-	-	-	-	-
Moderate Special Need	-	108	106	116	132	122	125	85	24	7
Secondary Education	109	118	104	143	152	146	160	123	143	148
Special Ed./Spec. Needs	113	-	-	-	-	-	-	-	-	-
<b>Management</b>										
Accounting	434	459	426	383	353	336	298	245	246	279
Accounting/Info Tech	-	-	-	-	-	-	-	-	4	7
Computer Science	38	41	38	56	61	63	62	63	73	52
Economics	126	134	156	143	149	148	139	128	136	127
Economics/Op. Res.	-	6	3	-	-	-	-	-	-	-
Finance	566	645	702	747	743	783	797	732	665	679
General Management	282	265	268	258	250	232	259	215	189	159
Human Resource Mgt.	46	50	59	67	59	62	54	30	45	39
Information Systems	53	74	50	82	94	136	159	181	176	128
Marketing	397	422	430	487	463	498	444	427	429	395
Strategic Management	63	54	55	67	79	87	79	86	65	65
<b>Nursing</b>										
	419	410	368	306	250	250	238	217	230	220

\* This chart includes each declared major. Students with double or triple majors are therefore counted two and three times; adding the numbers in a column does not produce accurate enrollment totals. College of Advancing Studies students are not included in this table. Source: Student Services

## Undergraduate Majors in Academic Year 2001-2002

### Most Frequently Declared Undergraduate Majors



\* Includes Economics majors in both A&S and CSOM.

\*\* Includes Computer Science majors in both A&S and CSOM.

## Undergraduate Majors with Largest Ten-Year Increase

### By Major

	Number of Majors		Percent Increase
	1993	2002	
Theology (A&S)	20	137	585%
Film Studies (A&S) <sup>1</sup>	-	46	360%
Theater Arts (A&S)	35	91	160%
Information Systems (CSOM)	53	128	142%
Communication (A&S)	480	963	101%
Computer Science (A&S)	77	139	81%
Studio Art (A&S)	23	41	78%
Accounting/Info Tech (CSOM) <sup>2</sup>	-	7	75%
Math/Computer Science (LSOE) <sup>3</sup>	-	26	63%
Philosophy (A&S)	181	261	44%

<sup>1</sup>Increase since 2000

<sup>2</sup>Increase since 2001

<sup>3</sup>Increase since 1994

### International Student and Scholar Statistics By School, 2001 - 2002

Arts & Sciences	87
Education	6
Management	86
Nursing	1
College of Advancing Studies	5
Exchange Students - Undergraduate	64
<b>Total Undergraduate</b>	<b>249</b>
Graduate Arts & Sciences	219
Graduate Education	68
Graduate Management	122
Graduate Nursing	2
Graduate Social Work	10
Law	21
Graduate Advancing Studies	2
Exchange Students - Graduate	11
<b>Total Graduate/Professional</b>	<b>455</b>
<b>Total Enrolled Students</b>	<b>704</b>
Practical Training*	120
Faculty and Research Scholars	80
<b>Total</b>	<b>904</b>

\* Students who have graduated from Boston College and who are undertaking a period of practical training in the United States.  
Source: Office of the Dean for Student Development

### International Student and Scholar Statistics By Gender and Program, 2001 - 2002

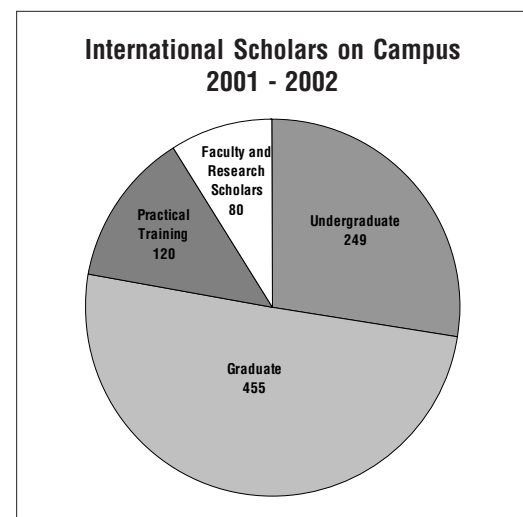
Program	Men	Women	Total
Undergraduate	130	119	249
Graduate	265	190	455
Practical Training*	61	59	120
Faculty and Research Scholars	52	28	80
<b>Total</b>	<b>508</b>	<b>396</b>	<b>904</b>

\* Students who have graduated from Boston College and who are undertaking a period of practical training in the United States.  
Source: Office of the Dean for Student Development

### International Student and Scholar Statistics By Class or Program, 2001 - 2002

Freshmen	43
Sophomores	36
Juniors	50
Seniors	51
Undergraduate Exchange Students	64
Visiting Students	5
<b>Total Undergraduate</b>	<b>249</b>
Graduate/Professional	
M.A.	61
M.A.T.	-
M.B.A.	55
M.Ed.	17
M.S.	47
M.S.W.	9
C.A.E.S.	3
Ph.D.	231
J.D.	21
Graduate Exchange Students	11
<b>Total Graduate/Professional</b>	<b>455</b>
Practical Training*	120
Faculty and Research Scholars	80
<b>Total</b>	<b>904</b>

\* Students who have graduated from Boston College and who are undertaking a period of practical training in the United States.  
Source: Office of the Dean for Student Development



## International Students by Country

### Undergraduate and Graduate, 2001 - 2002

	Under-graduate	Graduate and Professional	Total		Under-graduate	Graduate and Professional	Total
Argentina	1	5	6	Lebanon	1	5	6
Armenia	-	4	4	Liechtenstein	1	-	1
Australia	7	5	12	Lithuania	-	2	2
Austria	-	1	1	Malawi	-	1	1
Bahamas	1	-	1	Malaysia	1	2	3
Bahrain	-	1	1	Malta	-	1	1
Bangladesh	1	1	2	Mauritius	1	1	2
Belarus	-	1	1	Mexico	1	3	4
Belize	-	1	1	Morocco	3	3	6
Bermuda	2	-	2	Nepal	-	4	4
Brazil	6	4	10	Netherlands	3	2	5
Bulgaria	-	15	15	New Zealand	-	2	2
Burma	1	-	1	Nigeria	1	4	5
Cameroon	1	-	1	Norway	1	1	2
Canada	17	38	55	Pakistan	1	1	2
Cape Verde	1	-	1	Panama	1	-	1
Chile	2	3	5	Peru	-	4	4
China, People's Republic of	7	73	80	Philippines	2	7	9
Colombia	3	5	8	Poland	1	2	3
Costa Rica	1	2	3	Portugal	-	2	2
Cyprus	-	2	2	Romania	1	2	3
Czech Republic	-	2	2	Russia	-	5	5
Dominican Republic	5	1	6	Rwanda	-	1	1
Ecuador	1	-	1	Saudi Arabia	8	1	9
Egypt	1	-	1	Singapore	9	3	12
El Salvador	-	2	2	Slovakia	-	1	1
Estonia	-	1	1	Slovenia	-	2	2
Ethiopia	-	2	2	South Africa	-	3	3
Finland	1	-	1	South Korea	36	23	59
France	15	17	32	Spain	9	6	15
Germany	6	6	12	Sweden	1	-	1
Ghana	-	2	2	Switzerland	1	1	2
Greece	1	7	8	Taiwan	4	6	10
Guatemala	1	1	2	Tanzania	-	1	1
Guinea	1	-	1	Thailand	5	3	8
Haiti	1	-	1	Trinidad & Tobago	2	-	2
Hong Kong	4	1	5	Tunisia	-	1	1
Iceland	-	1	1	Turkey	3	22	25
India	10	29	39	Uganda	1	2	3
Indonesia	4	6	10	Ukraine	1	5	6
Ireland	3	13	16	United Arab Emirates	1	-	1
Israel	1	2	3	United Kingdom	13	9	22
Italy	6	13	19	Uruguay	-	1	1
Jamaica	2	1	3	USSR (Former)	1	-	1
Japan	14	16	30	Uzbekistan	-	1	1
Jordan	-	1	1	Venezuela	6	7	13
Kazakhstan	-	2	2	Vietnam	1	3	4
Kenya	-	4	4	Yugoslavia	-	2	2
Kuwait	-	4	4	Zimbabwe	-	1	1
Latvia	-	1	1				
				<b>Total</b>	<b>249</b>	<b>454</b>	<b>703</b>
				<b>Countries Represented</b>			<b>99</b>

Source: Office of the Dean for Student Development

## Undergraduate and Graduate Degrees Conferred\*

### By Degree and Gender

	1998-99			1999-00			2000-01			2001-2002		
	Men	Women	Total	Men	Women	Total	Men	Women	Total	Men	Women	Total
<b>Undergraduate</b>												
<b>Arts &amp; Sciences</b>												
A.B.	487	527	1,014	583	626	1,209	594	652	1,246	538	690	1,228
B.S.	73	105	178	96	75	171	80	80	160	76	81	157
<b>Total Arts &amp; Sciences</b>	<b>560</b>	<b>632</b>	<b>1,192</b>	<b>679</b>	<b>701</b>	<b>1,380</b>	<b>674</b>	<b>732</b>	<b>1,406</b>	<b>614</b>	<b>771</b>	<b>1,385</b>
Education-A.B.	28	168	196	26	196	222	20	184	204	27	171	198
Management-B.S.	352	232	584	381	276	657	376	206	582	352	215	567
Nursing-B.S.	3	59	62	2	58	60	1	46	47	2	62	64
<b>Subtotal Undergraduate Day Degrees Conferred</b>	<b>943</b>	<b>1,091</b>	<b>2,034</b>	<b>1,088</b>	<b>1,231</b>	<b>2,319</b>	<b>1,071</b>	<b>1,168</b>	<b>2,239</b>	<b>995</b>	<b>1,219</b>	<b>2,214</b>
Advancing Studies-A.B.	39	71	110	43	54	97	47	50	97	56	41	97
<b>Total Undergraduate Degrees Conferred</b>	<b>982</b>	<b>1,162</b>	<b>2,144</b>	<b>1,131</b>	<b>1,285</b>	<b>2,416</b>	<b>1,118</b>	<b>1,218</b>	<b>2,336</b>	<b>1,051</b>	<b>1,260</b>	<b>2,311</b>
<b>Graduate</b>												
Ph.D	51	65	116	53	63	116	40	69	109	55	65	120
M.A.	80	183	263	65	173	238	93	201	294	94	168	262
M.S.	107	96	203	108	115	223	93	112	205	97	85	182
M.Ed.	43	149	192	39	191	230	52	177	229	21	173	194
M.A.T.	-	5	5	2	1	3	1	4	5	1	3	4
M.S.W.	16	184	200	27	156	183	27	143	170	20	132	152
M.S.T.	-	5	5	3	2	5	1	1	2	-	3	3
M.B.A.	105	58	163	178	90	268	155	99	254	193	97	290
C.A.E.S.	1	6	7	2	10	12	3	9	12	-	13	13
<b>Total Graduate Degrees Conferred</b>	<b>403</b>	<b>751</b>	<b>1,154</b>	<b>477</b>	<b>801</b>	<b>1,278</b>	<b>465</b>	<b>815</b>	<b>1,280</b>	<b>481</b>	<b>739</b>	<b>1,220</b>
<b>Professional</b>												
J.D.	136	129	265	127	173	300	130	132	262	150	118	268
<b>Total Graduate and Professional Degrees Conferred</b>	<b>539</b>	<b>880</b>	<b>1,419</b>	<b>604</b>	<b>974</b>	<b>1,578</b>	<b>595</b>	<b>947</b>	<b>1,542</b>	<b>631</b>	<b>857</b>	<b>1,488</b>
<b>Total Degrees Conferred</b>	<b>1,521</b>	<b>2,042</b>	<b>3,563</b>	<b>1,735</b>	<b>2,259</b>	<b>3,994</b>	<b>1,713</b>	<b>2,165</b>	<b>3,878</b>	<b>1,682</b>	<b>2,117</b>	<b>3,799</b>

\* August, December, and May graduations combined.

\*\* Beginning in 1997-98, Boston College changed the titles of the doctoral degrees in social work and education to doctor of philosophy. Degrees in these fields are included in the Ph.D. counts above.

Source: Student Services



## Undergraduate Degrees Conferred\*

### By Degree and Number of Majors

	1997-98	1998-99	1999-00	2000-01	2001-02
<b>Arts and Sciences</b>					
<b>A.B.</b>					
Single Major	954	832	971	1,061	1,032
Double Major	216	179	237	184	192
Triple Major	-	-	1	1	4
	1,170	1,011	1,209	1,246	1,228
<b>B.S.</b>					
Single Major	180	167	149	149	142
Double Major	15	11	22	11	15
Triple Major	-	-	-	-	-
	195	178	171	160	157
Total Arts & Sciences	1,365	1,189	1,380	1,406	1,385
<b>School of Education - A.B.</b>					
Single Major	34	56	39	55	41
Double Major	165	140	181	149	157
Triple Major	1	-	2	-	-
Total School of Education	200	196	222	204	198
<b>School of Management - B.S.</b>					
Single Major	396	358	430	374	346
Double Major	183	219	220	201	221
Triple Major	4	7	7	7	-
Total School of Management	583	584	657	582	567
<b>School of Nursing - B.S.</b>					
Single Major	70	62	60	47	63
Double Major	-	-	-	-	1
Triple Major	-	-	-	-	-
Total School of Nursing	70	62	60	47	64
Subtotal - Undergraduate Day Degrees Conferred	2,218	2,031	2,319	2,239	2,214
<b>Advancing Studies - A.B.</b>					
Single Major	119	110	97	97	97
Double Major	-	-	-	-	-
Triple Major	-	-	-	-	-
Total School of Nursing	119	110	97	97	97
<b>Total Undergraduate Degrees Conferred</b>	<b>2,337</b>	<b>2,141</b>	<b>2,416</b>	<b>2,336</b>	<b>2,311</b>

\* August, December, and May graduations combined.  
Source: Student Services

**Of the 2,311 undergraduate degrees conferred in 2002,  
26% represented double or triple majors.**

## Undergraduate Degrees Conferred By Major\*

	1997-98	1998-99	1999-00	2000-01	2001-02
Accounting	127	149	103	77	66
Art History	7	15	14	7	10
Biochemistry	28	36	25	15	21
Biology	132	119	96	109	88
Chemistry	13	17	24	18	18
Child in Society	-	2	4	4	5
Classics	5	3	4	1	4
Communication	156	141	180	215	227
Computer Science	39	32	60	54	58
Early Childhood Education	12	21	12	11	13
Economics	118	109	170	133	147
Elementary Education	56	43	49	47	64
Elementary Education & Moderate Special Needs	43	30	42	30	7
English	223	209	203	215	211
Environmental Geosciences	13	16	9	10	19
Film Studies	-	-	-	1	7
Finance	245	212	259	257	208
French	9	10	11	8	11
Geology	7	7	6	-	-
Geophysics	-	-	2	2	2
Geology/Geophysics	-	1	3	1	1
German	3	2	5	3	-
Hispanic Studies	12	11	13	8	6
History	108	109	115	119	125
Human Development	57	32	66	85	79
Independent	2	1	3	2	1
Information Systems	6	5	22	27	43
International Studies	4	5	23	28	14
Italian	2	2	-	1	-
Linguistics	1	2	1	1	1
Management	15	18	25	17	18
Marketing	141	116	167	147	160
Mathematics	45	38	27	25	22
Mathematics/Computer Science	-	-	1	-	3
Music	3	1	6	4	5
Nursing	70	130	60	47	64
Operations Management	7	5	15	19	14
Organizational Studies/Human Resource Management	18	20	20	9	12
Philosophy	26	33	40	42	35
Physics	2	5	6	5	7
Political Science	108	145	123	134	130
Psychology	202	156	151	146	155
Russian	1	1	1	1	1
Secondary Education	29	26	40	22	24
Severe Special Needs	3	2	8	5	3
Slavic Studies	-	1	1	-	-
Sociology	78	73	64	89	53
Studio Art	11	5	6	11	9
Theatre	13	7	17	16	21
Theology	19	9	17	11	22
<b>TOTAL**</b>	<b>2,219</b>	<b>2,132</b>	<b>2,319</b>	<b>2,239</b>	<b>2,214</b>

\* Double and Triple majors counted by first major.

\*\* College of Advancing Studies majors are not included in this total.

Source: Student Services

## Undergraduate Degrees Conferred By School and Major\*

	1999-00						2000-01						2001-02					
	A&S		Ed.	Mgt.	Nurs.	Total	A&S		Ed.	Mgt.	Nurs.	Total	A&S		Ed.	Mgt.	Nurs.	Total
	A.B.	B.S.	A.B.	B.S.	B.S.		A.B.	B.S.	A.B.	B.S.	B.S.		A.B.	B.S.	A.B.	B.S.	B.S.	
Accounting	-	-	-	103	-	103	-	-	-	77	-	77	-	-	-	66	-	66
Art History	14	-	-	-	-	14	7	-	-	-	-	7	10	-	-	-	-	10
Biochemistry	-	25	-	-	-	25	-	15	-	-	-	15	-	21	-	-	-	21
Biology	-	96	-	-	-	96	-	109	-	-	-	109	-	88	-	-	-	88
Chemistry	-	24	-	-	-	24	-	18	-	-	-	18	-	18	-	-	-	18
Child in Society	-	-	4	-	-	4	-	-	4	-	-	4	-	-	5	-	-	5
Classics	4	-	-	-	-	4	1	-	-	-	-	1	4	-	-	-	-	4
Communication	180	-	-	-	-	180	215	-	-	-	-	215	227	-	-	-	-	227
Computer Science	47	-	-	13	-	60	47	-	-	7	-	54	40	-	-	18	-	58
Early Childhood Education	-	-	12	-	-	12	-	-	11	-	-	11	-	-	13	-	-	13
Economics	137	-	-	33	-	170	111	-	-	22	-	133	119	-	-	28	-	147
Elementary Education	-	-	49	-	-	49	-	-	47	-	-	47	-	-	64	-	-	64
Elementary Education & Moderate Special Needs	-	-	42	-	-	42	-	-	30	-	-	30	-	-	7	-	-	7
English	203	-	-	-	-	203	215	-	-	-	-	215	211	-	-	-	-	211
Environmental Geosciences	-	9	-	-	-	9	-	10	-	-	-	10	-	19	-	-	-	19
Film Studies	-	-	-	-	-	-	1	-	-	-	-	1	7	-	-	-	-	7
Finance	-	-	-	259	-	259	-	-	-	257	-	257	-	-	-	208	-	208
French	11	-	-	-	-	11	8	-	-	-	-	8	11	-	-	-	-	11
Geology	-	6	-	-	-	6	-	-	-	-	-	0	-	-	-	-	-	0
Geophysics	-	3	-	-	-	3	-	2	-	-	-	2	-	2	-	-	-	2
Geology/Geophysics	-	2	-	-	-	2	-	1	-	-	-	1	-	1	-	-	-	1
German	5	-	-	-	-	5	3	-	-	-	-	3	-	-	-	-	-	0
Hispanic Studies	13	-	-	-	-	13	8	-	-	-	-	8	6	-	-	-	-	6
History	115	-	-	-	-	115	119	-	-	-	-	119	125	-	-	-	-	125
Human Development	-	-	66	-	-	66	-	-	85	-	-	85	-	-	79	-	-	79
Independent	3	-	-	-	-	3	2	-	-	-	-	2	-	1	-	-	-	1
Information Systems	-	-	-	22	-	22	-	-	-	27	-	27	-	-	-	43	-	43
International Studies	23	-	-	-	-	23	28	-	-	-	-	28	14	-	-	-	-	14
Italian	-	-	-	-	-	-	1	-	-	-	-	1	-	-	-	-	-	0
Linguistics	1	-	-	-	-	1	1	-	-	-	-	1	1	-	-	-	-	1
Management	-	-	-	25	-	25	-	-	-	17	-	17	-	-	-	18	-	18
Marketing	-	-	-	167	-	167	-	-	-	147	-	147	-	-	-	160	-	160
Mathematics	27	-	-	-	-	27	25	-	-	-	-	25	22	-	-	-	-	22
Mathematic/Computer Science	-	-	1	-	-	1	-	-	-	-	-	0	-	-	3	-	-	3
Music	6	-	-	-	-	6	4	-	-	-	-	4	5	-	-	-	-	5
Nursing	-	-	-	-	60	60	-	-	-	-	47	47	-	-	-	-	64	64
Operations Management	-	-	-	15	-	15	-	-	-	19	-	19	-	-	-	14	-	14
Organizational Studies/Human Resource Management	-	-	-	20	-	20	-	-	-	9	-	9	-	-	-	12	-	12
Philosophy	40	-	-	-	-	40	42	-	-	-	-	42	35	-	-	-	-	35
Physics	-	6	-	-	-	6	-	5	-	-	-	5	-	7	-	-	-	7
Political Science	123	-	-	-	-	123	134	-	-	-	-	134	130	-	-	-	-	130
Psychology	151	-	-	-	-	151	146	-	-	-	-	146	155	-	-	-	-	155
Russian	1	-	-	-	-	1	1	-	-	-	-	1	1	-	-	-	-	1
Secondary Education	-	-	40	-	-	40	-	-	22	-	-	22	-	-	24	-	-	24
Severe Special Needs	-	-	8	-	-	8	-	-	5	-	-	5	-	-	3	-	-	3
Slavic Studies	1	-	-	-	-	1	-	-	-	-	-	0	-	-	-	-	-	0
Sociology	64	-	-	-	-	64	89	-	-	-	-	89	53	-	-	-	-	53
Studio Art	6	-	-	-	-	6	11	-	-	-	-	11	9	-	-	-	-	9
Theatre	17	-	-	-	-	17	16	-	-	-	-	16	21	-	-	-	-	21
Theology	17	-	-	-	-	17	11	-	-	-	-	11	22	-	-	-	-	22
<b>Total**</b>	<b>1,209</b>	<b>171</b>	<b>222</b>	<b>657</b>	<b>60</b>	<b>2,319</b>	<b>1,246</b>	<b>160</b>	<b>204</b>	<b>582</b>	<b>47</b>	<b>2,239</b>	<b>1,228</b>	<b>157</b>	<b>198</b>	<b>567</b>	<b>64</b>	<b>2,214</b>

\* Double and Triple majors counted by first major.

\*\* College of Advancing Studies majors are not included in this total.

Source: Student Services

## Graduate Degrees Conferred, 2001-2002\*

### By School, Degree, Primary Field, and Gender

	Doctorates			Master's/Certificates/J.D.			Total		
	Men	Women	Total	Men	Women	Total	Men	Women	Total
<b>Graduate School of Arts &amp; Sciences</b>									
<b>Humanities</b>									
American Studies	-	-	-	-	-	-	-	-	-
Classics	-	-	-	-	-	-	-	-	-
English	-	-	-	10	16	26	10	16	26
History	2	2	4	9	7	16	11	9	20
Latin & Greek	-	-	-	1	1	2	1	1	2
Linguistics	-	-	-	-	1	1	-	1	1
Pastoral Ministry	-	-	-	14	19	33	14	19	33
Philosophy	5	1	6	18	4	22	23	5	28
Religion & Education	2	-	2	-	-	-	2	-	2
Romance Languages	-	4	4	1	14	15	1	18	19
Russian	-	-	-	0	1	1	-	1	1
Slavic Studies	-	-	-	-	-	-	-	-	-
Theology	7	3	10	6	3	9	13	6	19
<b>Social Sciences</b>									
Economics	5	2	7	7	8	15	12	10	22
Political Science	2	1	3	3	1	4	5	2	7
Psychology	1	1	2	-	-	-	1	1	2
Sociology	6	3	9	2	1	3	8	4	12
<b>Sciences</b>									
Biology	3	-	3	-	1	1	3	1	4
Chemistry	6	2	8	1	3	4	7	5	12
Geology/Geophysics	-	-	-	1	1	2	1	1	2
Mathematics	-	-	-	1	5	6	1	5	6
Physics	1	-	1	3	-	3	4	-	4
<b>Total-Graduate A&amp;S</b>	<b>40</b>	<b>19</b>	<b>59</b>	<b>77</b>	<b>86</b>	<b>163</b>	<b>117</b>	<b>105</b>	<b>222</b>
<b>Graduate School of Education</b>									
Counseling/Counseling Psychology	3	10	13	10	63	73	13	73	86
Curriculum & Instruction& Sp Ed	2	4	6	15	156	171	17	160	177
Developmental/Educational Psych	2	4	6	-	10	10	2	14	16
Educ. Research/Measurement/Evaluation	-	-	-	1	3	4	1	3	4
Higher Education Administration	1	4	5	12	15	27	13	19	32
Catholic School Leadership	-	-	-	2	1	3	2	1	3
Religious Education	-	-	-	1	10	11	1	10	11
Educational Administration	2	5	7	3	21	24	5	26	31
Professional School Administration Program	2	1	3	-	-	-	2	1	3
<b>Total-Graduate Education</b>	<b>12</b>	<b>28</b>	<b>40</b>	<b>44</b>	<b>279</b>	<b>323</b>	<b>56</b>	<b>307</b>	<b>363</b>
<b>Graduate School of Management</b>									
Business Administration	-	-	-	193	97	290	193	97	290
Finance	2	3	5	71	18	89	73	21	94
Organizational Studies	-	2	2	-	-	-	-	2	2
<b>Total - Graduate Management</b>	<b>2</b>	<b>5</b>	<b>7</b>	<b>264</b>	<b>115</b>	<b>379</b>	<b>266</b>	<b>120</b>	<b>386</b>
<b>Graduate School of Nursing</b>									
Nursing	-	6	6	1	36	37	1	42	43
<b>Graduate School of Social Work</b>									
Social Work	1	7	8	20	132	1752	21	139	160
<b>College of Advancing Studies</b>									
Administrative Studies	-	-	-	20	26	46	20	26	46
<b>Law School</b>									
Law (J.D.)	-	-	-	150	118	268	150	118	268
<b>Total Graduate &amp; Professional Degrees</b>	<b>55</b>	<b>65</b>	<b>120</b>	<b>576</b>	<b>792</b>	<b>1,368</b>	<b>631</b>	<b>857</b>	<b>1,488</b>

\* September, December, and May graduations combined.

Source: Student Services

## Undergraduate and Graduate Financial Aid, 1997-2002\*

### Dollars Awarded (Dollars in Thousands)

	1997-98	1998-99	1999-00	2000-01	2001-02
<b>Type of Aid - Undergraduate</b>					
University Scholarships and Grants <sup>1</sup>	\$44,194	\$48,714	\$52,312	\$54,291	\$58,671
State Scholarships <sup>2</sup>	1,575	1,643	1,761	2,052	2,136
Pell Grants <sup>3</sup>	2,033	2,227	2,251	2,286	2,586
Supplemental Educational Opportunity Grants	1,475	1,555	1,848	1,558	1,622
Work-Study	1,969	1,785	1,664	1,790	1,831
Perkins Loans <sup>4</sup>	3,311	2,852	3,080	2,556	2,904
<b>Undergraduate Total</b>	<b>\$54,557</b>	<b>\$58,776</b>	<b>\$62,916</b>	<b>\$64,533</b>	<b>\$69,750</b>
<b>Type of Aid - Graduate</b>					
Work-Study	599	682	673	696	765
Perkins Loans <sup>4</sup>	2,262	1,811	2,332	2,519	3,352
<b>Total Undergraduate and Graduate</b>	<b>\$57,418</b>	<b>\$61,269</b>	<b>\$65,921</b>	<b>\$67,748</b>	<b>\$73,867</b>

### Number of Awards

	1997-98	1998-99	1999-00	2000-01	2001-02
<b>Type of Aid - Undergraduate</b>					
University Scholarships and Grants <sup>1</sup>	3,913	3,902	3,922	3,842	3,893
State Scholarships <sup>2</sup>	902	894	937	947	1,010
Pell Grants <sup>3</sup>	1,143	1,104	1,068	1,014	1,030
Supplemental Educational Opportunity Grants	1,143	1,085	1,121	1,000	1,003
Work-Study	3,135	3,091	3,145	2,894	2,825
Perkins Loans <sup>4</sup>	1,853	1,701	1,716	1,383	1,551
<b>Undergraduate Total<sup>5</sup></b>	<b>12,089</b>	<b>11,777</b>	<b>11,909</b>	<b>11,080</b>	<b>12,901</b>
<b>Type of Aid - Graduate</b>					
Work-Study	534	658	830	696	694
Perkins Loans <sup>4</sup>	692	652	726	757	895
<b>Total Undergraduate and Graduate<sup>5</sup></b>	<b>13,315</b>	<b>13,087</b>	<b>13,465</b>	<b>12,533</b>	<b>12,901</b>

<sup>1</sup>This statistic includes estimated regular university scholarships and grants (through the operating budget), faculty kin tuition remission, athletic grants, Jesuit Reduction, Alumni Association Scholarships, and endowed monies for scholarships.

<sup>2</sup>State scholarship funds to students from Massachusetts, Vermont, Connecticut, Pennsylvania, Rhode Island, Maine, New Hampshire; Gilbert Grants; and Herter Scholarships.

<sup>3</sup>Pell Grant eligibility is determined directly by the federal government.

<sup>4</sup>These loan funds (formerly called "National Direct Student Loans") are obtained by federal government contributions, Boston College contributions, and collections of previous loans awarded.

<sup>5</sup>This is a duplicated total since some students receive more than one type of aid.

**\*Important Note:** The above data do not include Boston College student assistance for graduate and professional students (approximately \$17.84 million in tuition remission, grants, or scholarships and \$13.35 million in stipends during 2001-2002) administered by the various schools and departments. Also excluded are the Nursing Loan Program (\$164,100 during 2001-2002), a variety of grants and scholarships from fraternal organizations and clubs (\$4,992,877 during 2001-2002), and loans processed by Student Financial Services (\$77,030,407 during 2001-2002) for undergraduate students, graduate students, or their parents.

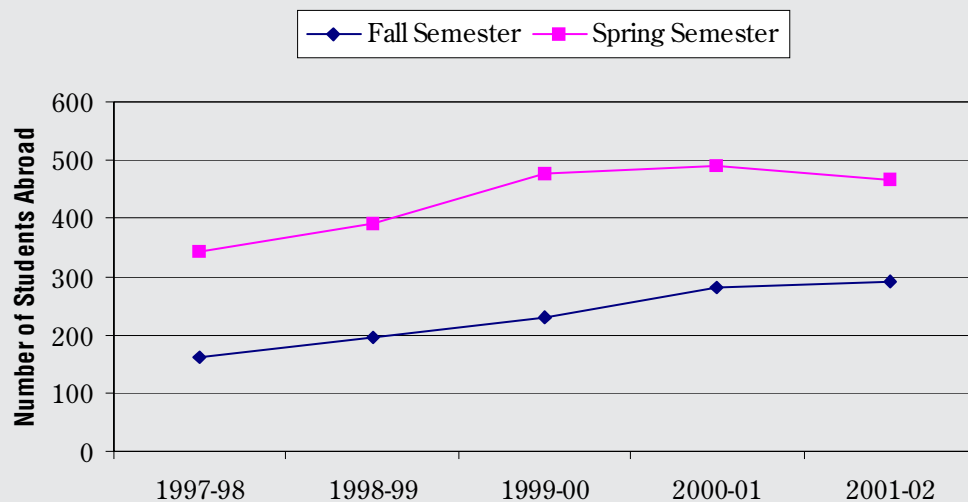
## Undergraduates Studying Abroad

	Fall Semester			Spring Semester			Annual Average		
	University Programs	External Programs	Total All Programs	University Programs	External Programs	Total All Programs	University Programs	External Programs	Total All Programs
1997-1998	117	45	162	185	158	343	151	102	253
1998-1999	156	41	197	276	115	391	216	78	294
1999-2000	196	35	231	348	127	475	272	81	353
2000-2001	230	50	280	347	144	491	289	97	386
2001-2002	224	66	290	302	166	468	263	116	379

Source: Offices of Student Services

### Undergraduates Studying Abroad 1997-98 through 2001-02

In the last five years, the number of undergraduates studying abroad during the Fall Semester increased by 79%; the number studying abroad in the Spring increased by 36%.



## Undergraduate Student Graduation and Retention Rates

### Freshman Matriculants in Fall 1995

Rating at Time of Admission	Number of Fall Matriculants	Transfers Out in Good Standing		Number of Graduates within Twelve Semesters		Retention Rate*
		Number	Percent	Number	Percent	
Top 5%	154	6	4%	139	90%	94%
Next 20%	739	45	6%	648	88%	94%
Remaining 75%	1,232	43	3%	1,059	86%	89%
<b>Total</b>	<b>2,125</b>	<b>94</b>	<b>4%</b>	<b>1,846</b>	<b>87%</b>	<b>91%</b>

\* "Retention Rate" is the "graduation rate" plus the "transfer out rate" of students to another college.

Source: Office of Enrollment Management Research

### Academic Fields of Highest Planned Degree Class of 2001

Academic Field	Rank	Percent
Business	1	32.0%
Law	2	15.4%
Education	3	8.2%
Humanities	4	7.9%
Medicine	5	4.8%
Psychology	6	4.2%
Communications, Media	7	3.9%
Health-related field	8	3.7%
Social Science		3.0%
Fine/Performing Arts	9	2.9%
Political Science/Government	10	2.9%
Biological/Life Sciences	11	2.6%
Social Work	12	2.6%
Computer Science	13	2.3%
Physical Science	14	1.4%
Mathematics	15	0.7%
Theology	16	0.6%
Other field not listed		0.9%
		100.0%

Source: Office of Enrollment Management Research, Spring 2001 *Senior Survey* (2,009 senior respondents).

### Long-Term Career Plans Class of 2001

Career Field	Rank	Percent
Law	1	12.7%
All Education	2	12.5%
Business owner, proprietor, entrepreneur	3	10.7%
Finance	4	7.8%
Medical, health care (including physician)	5	7.5%
Advertising, public relations	6	5.9%
Arts/entertainment	7	3.9%
Management	8	2.8%
Social science or services	9	2.8%
Government, politics, public policy	10	2.6%
Broadcasting, media productions	11	2.4%
Computer programming, science or technology	12	2.1%
Foreign service, diplomacy, international relations	13	1.9%
Biology/life sciences	14	1.8%
Accounting	15	1.4%
Publishing, print journalism	16	1.3%
Other		10.5%
Undecided		9.6%
		100.0%

### Postgraduate Degree Aspirations Class of 2001

Highest Degree(s) Planned	Attending Fall 2001		Long-Term	
	Number	Percent	Number	Percent
Master's Degree - Arts and Sciences (M.A., M.S.)	103	5.1%	449	22.3%
Master's Degree - Professional (e.g., M.B.A., M.S.W., M.S.E., M.Div., M.Ed.)	65	3.2%	703	35.0%
Doctorate (Ph.D., Ed.D., D.B.A.)	17	0.8%	231	11.5%
Medical Degree (M.D., D.O., D.D.S., D.V.M.)	29	1.4%	74	3.7%
Law Degree (L.L.B. or J.D.)	105	5.2%	275	13.7%
Other Degree or Certificate	38	1.9%	72	3.6%
Total Postgraduate Degree	357	17.8%	1,804	89.8%
Bachelor's Degree	1,652	82.2%	205	10.2%
<b>Total Number of Senior Responses</b>	<b>2,009</b>	<b>100.0%</b>	<b>2,009</b>	<b>100.0%</b>

Source: Office of Enrollment Management Research, Spring 2001 *Senior Survey* (2,009 senior respondents).



**ALUMNI &  
DEVELOPMENT**

**PHOTO**

## Alumni Association Board of Directors

With Committee Assignments  
2002-2003

Charles J. Heffernan, Jr., '66  
**President**

John J. Griffin, Jr., '65  
**Vice President/President Elect**

Christopher Doran '68  
**Treasurer**

Susan Power Gallagher NC '69  
**Secretary**

Christopher P. Flynn '80  
**Past President**

William J. Cunningham, Jr., '57  
**Development Liaison**

John P. Connor, Jr., '65, Law '68  
**Chair, Council of Past Presidents;  
Co-Chair, Physical Facilities**

Dennis "Razz" Berry '70, Law '73  
**Chair, Nominating Committee**

Janessa Buttarò '03  
**Liaison, Student Alumni Council SAC**

Roger T. Connor '52  
**Director, Graduated More Than Ten  
Years**

William Dorcena '95  
**Director, Graduated Less Than Ten  
Years**

Kathleen Donovan Goudie '56  
**Director, Graduated More Than Ten  
Years**

Bonnie Gunlocke Graham NC '71  
**Director, Newton College**

Brian Kickham '79  
**Chair-Elect**

Joanne Callahan Locke, Law '87  
**Director, Law School**

Judith Lyons '98  
**Director, College of Advancing Studies**

Julie Finora McAfee '93  
**Director, West of the Mississippi**

Floyd B. McCrory '77  
**Director, East of the Mississippi**

Bryan McLaughlin '95  
**Director, Graduated Less Than Ten  
Years**

Dawn E. McNair '82, GA&S '83  
**Director, Graduated More Than Ten  
Years**

Dai Qui Nguyen '98  
**Director, AHANA**

Mary Pasciucco NC '75  
**Director, Newton College**

Kenneth D. Pierce '79  
**Director, East of the Mississippi**

Martin S. Ridge '67  
**Director, West of the Mississippi**

Christopher R. Skiffington, CGSOM '99  
**Director, CGSOM**

Francis J. Smith '59, GA&S '62  
**Director, Lynch School of Education**

Antonia Soares Thompson '91, Law '94  
**Director, Graduated Less Than Ten  
Years**

Linda Song Wendel '97  
**Director, Graduated Less Than Ten  
Years**

Data as of November 2002  
Source: Alumni Association

## Alumni Association 2002 Awards

**The William V. McKenney Award**  
Louis V. Sorgi '45

### Awards of Excellence

**Arts & Humanities**  
T. Frank Kennedy, S.J., '71

**Commerce**  
Joseph W. McCarthy CAS '58

**Education**  
Carolyn Hunter Denham  
GA&S '67 & GA&S '71

**Health**  
Gerald B. Healy '63

**Law**  
Robert J. Callahan '52

**Public Service**  
Gary A. Correia '79

**Religion**  
Patricia Winkler Browne NC '60

**Science**  
Timothy E. Toohig, S.J., '51  
(posthumously)

**Young Alumni Achievement Award**  
Lisa C. Navracruz '94

Data as of September 2002  
Source: Alumni Association

## Boston College Alumni Clubs

**Arizona**  
Phoenix

**California**  
Los Angeles  
Northern California  
Orange County  
San Diego

**Colorado**  
Denver

**Connecticut**  
Fairfield  
Hartford

**District of Columbia**  
Washington

**England**  
London

**Florida**  
Miami  
Naples  
Orlando  
Palm Beach  
Sarasota  
Tampa Bay

**Greece**  
Athens

**Illinois**  
Chicago

**Indiana**  
Indianapolis

**Maine**  
Portland

**Maryland**  
Baltimore

**Massachusetts**  
Boston  
Cape Cod  
Western Massachusetts  
Worcester

**Minnesota**  
Minneapolis

**Missouri**  
St. Louis

**New Hampshire**  
Manchester

**New Jersey**  
Northern New Jersey

**New York**  
New York City  
Northeastern New York  
Rochester  
Syracuse

**Ohio**  
Cleveland

**Pennsylvania**  
Philadelphia  
Pittsburgh

**Rhode Island**  
Providence

**Texas**  
Dallas

**Washington**  
Seattle

**Wisconsin**  
Milwaukee

Data as of October 2002.  
Source: Alumni Association

## Detailed Alumni Geographic Distribution Fall 2002

Alabama	136	Nevada	157
Alaska	96	New Hampshire	3,524
Arizona	647	New Jersey	5,565
Arkansas	57	New Mexico	220
California*	6,288	New York*	10,868
Colorado	938	North Carolina	1,024
Connecticut	7,005	North Dakota	18
Delaware	218	Ohio	1,322
District of Columbia*	829	Oklahoma	101
Florida	3,952	Oregon	358
Georgia	1,122	Pennsylvania	2,936
Guam	20	Puerto Rico	410
Hawaii	288	Rhode Island	2,777
Idaho	70	South Carolina	306
Illinois	2,180	South Dakota	31
Indiana	301	Tennessee	258
Iowa	128	Texas	1,481
Kansas	160	Utah	117
Kentucky	200	Vermont	731
Louisiana	251	Virgin Islands	39
Maine	1,913	Virginia	2,642
Maryland	2,445	Washington	852
Massachusetts	62,735	West Virginia	70
Michigan	795	Wisconsin	499
Minnesota	600	Wyoming	32
Mississippi	46	<b>Total U.S.</b>	<b>130,446</b>
Missouri	489	Foreign Nations	2,942
Montana	74	Other	1,482
Nebraska	125	<b>Total Alumni</b>	<b>134,870</b>

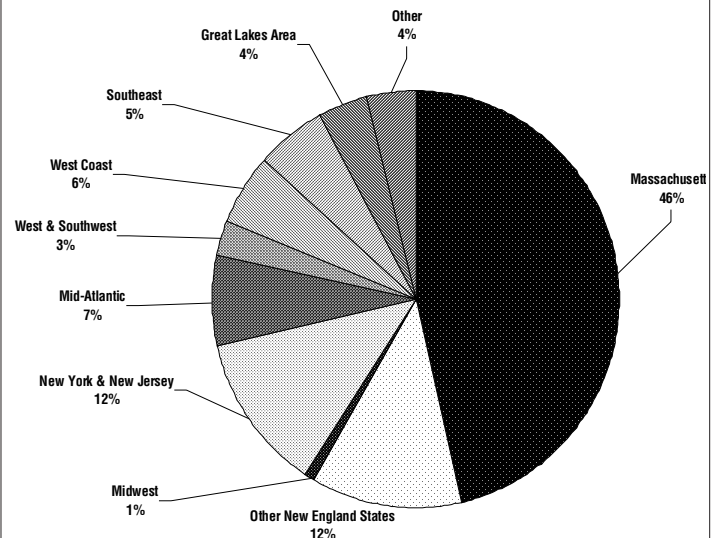
\* California, New York, and District of Columbia include APO addresses.  
 Note: Also included are individuals who attended Boston College without graduating. These alumni are referred to as "EX Alumni."  
 Data as of September 2002.  
 Source: Information Services, University Relations

## Summary of Geographic Distribution Fall 2002

<b>Massachusetts</b>	
<b>Total Massachusetts</b>	<b>62,783</b>
<b>Other New England States</b>	
Connecticut	7,005
Maine	1,913
New Hampshire	3,524
Rhode Island	2,777
Vermont	731
<b>Total Other New England States</b>	<b>15,950</b>
<b>Total New England</b>	<b>78,733</b>
<b>Total Outside New England</b>	
	<b>56,137</b>
<b>Total Alumni</b>	<b>134,870</b>

Data as of September 2002.  
 Source: Information Services, University Relations

## Alumni by Region Fall 2002



- <sup>1</sup>Great Lakes Area=IL, MI, MN, OH WI
- <sup>2</sup>Southeast=AL, AR, FL, GA, KY, LA, NC, SC, TN
- <sup>3</sup>West & Southwest=AZ, CO, ID, MT, NV, NM, ND, OK, SD, TX, UT, WY
- <sup>4</sup>Mid-Atlantic=DE, D.C., PA, MD, VA, WV
- <sup>5</sup>Midwest=IA, IN, KS, MO, NB

## Living Alumni

### By Primary School and Class, Fall 2002

Class	A&S	Ed.	Mgt.	Nursing	Adv. Studies	Newton College	Grad. A&S	Grad. Mgt.	Grad** Ed.	Grad** Nursing	Grad Adv. Studies	Social Work	Law	Weston Theo.	Hon. Dgrs.	EX* Alum	Total
1920	1	-	-	-	-	-	-	-	-	-	-	-	-	-	-	-	1
1921	1	-	-	-	-	-	-	-	-	-	-	-	-	-	-	-	1
1922	-	-	-	-	-	-	-	-	-	-	-	-	-	-	-	-	0
1923	-	-	-	-	-	-	-	-	-	-	-	-	-	-	-	2	2
1924	1	-	-	-	-	-	-	-	-	-	-	-	-	-	-	-	1
1925	1	-	-	-	-	-	-	-	-	-	-	-	-	-	-	-	1
1926	1	-	-	-	-	-	-	-	-	-	-	-	-	2	-	1	4
1927	3	-	-	-	-	-	3	-	-	-	-	-	-	3	-	-	9
1928	7	-	-	-	-	-	-	-	-	-	-	-	-	2	-	1	10
1929	8	-	-	-	-	-	1	-	-	-	-	-	-	-	-	4	13
1930	10	-	-	-	-	-	5	-	-	-	-	-	-	1	-	4	20
1931	18	-	-	-	-	-	2	-	-	-	-	-	-	1	-	6	27
1932	15	-	-	-	1	-	4	-	-	-	-	-	-	2	-	8	30
1933	30	-	-	-	1	-	6	-	-	-	-	-	-	2	-	3	42
1934	40	-	-	-	5	-	5	-	-	-	-	-	3	2	-	11	66
1935	42	-	-	-	9	-	11	-	-	-	-	-	6	3	-	8	79
1936	45	-	-	-	9	-	6	-	-	-	-	-	-	1	1	5	67
1937	62	-	-	-	7	-	6	-	-	-	-	-	10	1	1	11	98
1938	59	-	-	-	10	-	6	-	-	-	-	5	6	-	-	11	97
1939	96	-	-	-	8	-	10	-	-	-	-	4	11	1	-	22	152
1940	105	-	-	-	5	-	7	-	-	-	-	6	5	1	-	10	139
1941	87	-	-	-	15	-	10	-	-	-	-	5	8	1	-	6	132
1942	101	-	17	-	12	-	11	-	-	-	-	5	1	1	-	17	165
1943	108	1	26	-	16	-	6	-	-	-	-	7	7	-	-	23	194
1944	87	-	31	-	8	-	2	-	-	-	-	4	4	1	-	26	163
1945	76	-	17	-	8	-	3	-	-	-	-	6	2	1	-	90	203
1946	11	-	0	-	13	-	11	-	-	-	-	8	8	-	-	26	77
1947	75	-	14	-	7	-	16	-	-	-	-	19	10	4	-	27	172
1948	108	-	47	-	12	-	20	-	-	-	-	18	20	2	-	2	229
1949	265	-	59	16	27	-	31	-	-	-	-	18	35	1	-	10	462
1950	588	-	210	25	16	24	45	-	-	-	-	20	51	7	-	21	1,007
1951	573	-	247	28	40	26	56	-	-	-	-	17	63	4	1	36	1,091
1952	370	-	235	55	38	26	42	-	-	-	-	19	52	1	-	26	864
1953	334	-	205	66	40	34	82	-	-	-	-	25	41	1	5	24	857
1954	272	-	188	86	46	19	102	-	-	-	-	23	41	2	4	63	846
1955	244	-	178	107	57	34	90	-	-	-	-	20	34	4	2	21	791
1956	266	124	243	100	58	34	86	-	-	-	-	23	47	6	4	54	1,045
1957	282	91	224	108	48	47	84	-	-	-	-	22	48	4	3	55	1,016
1958	327	122	291	148	56	53	109	-	-	-	-	19	48	3	6	84	1,266
1959	336	109	309	137	64	72	97	-	-	-	-	24	58	11	1	77	1,295
1960	289	125	311	190	109	94	161	1	-	-	-	28	53	16	3	29	1,409
1961	260	81	263	147	61	99	135	6	-	-	-	31	69	33	2	25	1,212
1962	303	123	226	168	80	120	86	18	-	-	-	36	78	22	4	40	1,304
1963	452	164	312	157	54	138	228	27	-	-	-	28	70	24	2	35	1,691
1964	452	177	329	125	70	180	196	22	-	-	-	43	76	28	4	47	1,749

## Living Alumni

### By Primary School and Class, Fall 2002 (Continued)

Class	A&S	Ed.	Mgt.	Nursing	Adv. Studies	Newton College	Grad. A&S	Grad. Mgt.	Grad** Ed.	Grad** Nursing	Grad Adv. Studies	Social Work	Law	Weston Theo.	Hon. Dgrs.	EX* Alum	Total
1965	415	173	341	142	72	131	213	29	-	-	-	46	96	35	3	46	1,742
1966	428	173	329	202	63	154	237	34	-	-	-	47	107	34	5	38	1,851
1967	446	188	365	176	68	143	392	47	-	-	-	52	89	27	2	42	2,037
1968	534	274	406	137	54	183	349	47	-	-	-	48	111	27	4	42	2,216
1969	522	235	392	116	77	184	482	37	-	-	-	48	133	32	2	53	2,313
1970	517	226	344	142	83	203	458	97	-	-	-	55	111	-	5	40	2,281
1971	516	275	377	157	62	172	493	72	-	-	-	84	136	-	4	45	2,393
1972	607	283	386	134	70	242	543	58	-	-	-	84	172	20	4	52	2,655
1973	606	249	317	150	69	235	485	59	-	-	-	77	190	-	3	35	2,475
1974	948	320	377	152	78	202	401	59	-	-	-	93	199	-	4	37	2,870
1975	901	289	320	202	96	207	521	70	-	-	-	104	172	-	6	10	2,898
1976	1,139	357	488	219	75	4	562	75	-	-	-	99	200	-	4	6	3,228
1977	1,021	293	447	162	71	-	410	68	-	-	-	100	217	-	3	8	2,800
1978	1,210	255	456	167	92	-	468	75	-	-	-	89	191	-	1	3	3,007
1979	1,096	217	502	197	100	-	437	108	-	-	-	110	213	-	3	5	2,988
1980	1,175	170	468	199	92	-	470	116	-	-	-	116	223	-	2	1	3,032
1981	1,169	206	560	173	91	-	485	123	-	-	-	87	234	-	2	6	3,136
1982	1,239	194	555	175	104	-	510	120	-	-	-	90	206	-	2	9	3,204
1983	1,260	168	560	184	133	-	407	114	-	-	-	131	225	-	3	1	3,186
1984	1,363	143	541	141	123	-	355	124	-	-	-	114	232	-	3	7	3,146
1985	1,155	141	576	141	134	-	412	133	-	-	-	94	259	-	5	5	3,055
1986	1,253	151	582	149	129	-	417	134	-	-	-	125	219	-	6	3	3,168
1987	1,299	141	571	139	127	-	416	122	-	-	-	116	241	-	1	3	3,176
1988	1,296	160	541	123	92	-	456	184	-	-	-	115	231	-	5	1	3,204
1989	1,404	180	538	88	107	-	439	182	-	-	-	118	218	-	2	8	3,284
1990	1,387	167	505	87	135	-	507	189	-	-	-	104	210	-	6	4	3,301
1991	1,341	153	582	77	167	-	481	223	-	-	-	112	268	-	2	3	3,409
1992	1,532	192	594	79	190	-	563	268	-	-	-	126	231	-	2	4	3,781
1993	1,303	186	500	108	145	-	559	245	-	-	-	158	264	-	1	2	3,471
1994	1,257	193	526	95	147	-	514	207	66	39	-	159	253	-	4	4	3,464
1995	1,415	188	601	89	127	-	159	195	229	54	-	186	253	-	3	2	3,501
1996	1,305	277	551	122	116	-	251	293	174	50	-	168	237	-	4	1	3,549
1997	1,361	157	636	76	134	-	203	171	309	56	-	206	239	-	2	4	3,554
1998	1,381	205	578	80	124	-	198	267	267	36	14	206	245	-	4	2	3,607
1999	1,205	180	561	50	94	-	200	286	271	33	38	189	229	-	5	2	3,343
2000	1,377	222	644	65	105	-	185	287	291	47	47	165	248	-	4	11	3,698
2001	1,352	197	558	45	96	-	177	257	279	46	34	166	218	-	3	2	3,430
2002	1,311	193	548	61	68	-	147	305	250	37	21	143	229	-	3	2	3,318
<b>Total</b>	<b>47,857</b>	<b>9,088</b>	<b>22,705</b>	<b>6,664</b>	<b>4,920</b>	<b>3,060</b>	<b>16,743</b>	<b>5,554</b>	<b>2,136</b>	<b>398</b>	<b>154</b>	<b>4,813</b>	<b>8,714</b>	<b>374</b>	<b>170</b>	<b>1,520</b>	<b>134,870</b>

\* EX Alumni are individuals who attended Boston College without graduating.

\*\* Prior to June 1994, graduate degrees in Education and Nursing were granted by the Graduate School of Arts & Sciences.

Note: Alumni who received more than one degree from Boston College are counted by their primary (or first-received) degree only.

Data as of September 2002.

Source: Information Services, University Relations.

## Living Alumni

### By Gender and Class, Summer 2002

Class	Women	Men	Total	Class	Women	Men	Total
1920	-	1	1	1962	502	802	1,304
1921	-	1	1	1963	617	1,074	1,691
1922	-	0	0	1964	636	1,113	1,749
1923	-	2	2	1965	581	1,161	1,742
1924	-	1	1	1966	700	1,151	1,851
1925	-	1	1	1967	748	1,289	2,037
1926	-	4	4	1968	797	1,419	2,216
1927	3	6	9	1969	865	1,448	2,313
1928	-	10	10	1970	934	1,347	2,281
1929	1	12	13	1971	973	1,420	2,393
1930	4	16	20	1972	1,091	1,564	2,655
1931	3	24	27	1973	1,070	1,405	2,475
1932	2	28	30	1974	1,348	1,522	2,870
1933	7	35	42	1975	1,561	1,337	2,898
1934	9	57	66	1976	1,661	1,567	3,228
1935	18	61	79	1977	1,530	1,270	2,800
1936	12	55	67	1978	1,541	1,466	3,007
1937	8	90	98	1979	1,649	1,339	2,988
1938	15	82	97	1980	1,688	1,344	3,032
1939	17	135	152	1981	1,748	1,388	3,136
1940	15	124	139	1982	1,855	1,349	3,204
1941	19	113	132	1983	1,943	1,243	3,186
1942	16	149	165	1984	1,818	1,328	3,146
1943	23	171	194	1985	1,824	1,231	3,055
1944	13	150	163	1986	1,863	1,305	3,168
1945	18	185	203	1987	1,935	1,241	3,176
1946	24	53	77	1988	1,879	1,325	3,204
1947	31	141	172	1989	1,948	1,336	3,284
1948	34	195	229	1990	1,897	1,404	3,301
1949	70	392	462	1991	1,963	1,446	3,409
1950	100	907	1,007	1992	2,104	1,677	3,781
1951	120	971	1,091	1993	2,026	1,445	3,471
1952	129	735	864	1994	1,936	1,528	3,464
1953	186	671	857	1995	1,998	1,503	3,501
1954	205	641	846	1996	1,929	1,620	3,549
1955	230	561	791	1997	1,959	1,595	3,554
1956	328	717	1,045	1998	2,047	1,560	3,607
1957	297	719	1,016	1999	1,878	1,465	3,343
1958	403	863	1,266	2000	2,078	1,620	3,698
1959	381	914	1,295	2001	1,895	1,535	3,430
1960	533	876	1,409	2002	1,853	1,465	3,318
1961	430	782	1,212				
				<b>Total</b>	<b>66,572</b>	<b>68,298</b>	<b>134,870</b>

Data as of September 2002.

Source: Information Services, University Relations

## Gifts to the University\*

### Total Private Gift Support

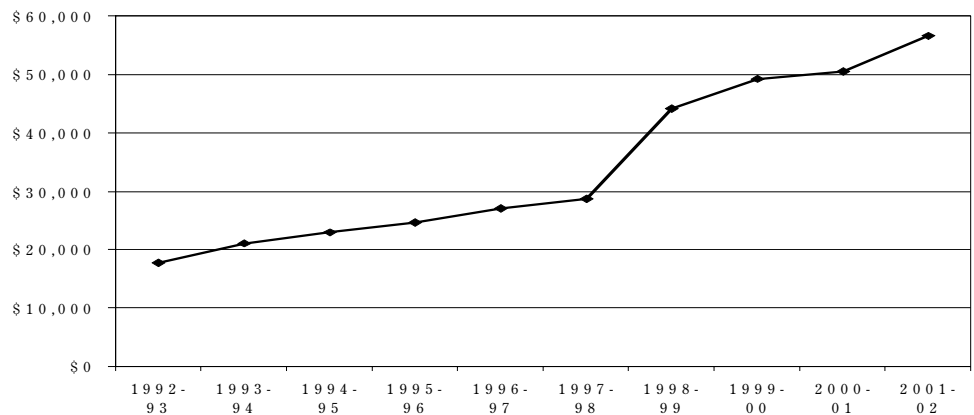
Source	1997-98	1998-99	1999-00	2000-01	2001-02
Alumni	\$13,682,361	\$24,349,758	\$28,696,709	\$26,223,497	\$29,222,612
Parents	\$2,919,429	\$3,438,902	\$6,835,370	\$7,035,953	\$11,046,981
Friends	\$1,032,735	\$1,902,345	\$4,043,306	\$3,256,754	\$2,685,530
Corporations	\$4,006,388	\$5,924,441	\$3,739,139	\$4,985,249	\$4,805,765
Matching Gifts	\$1,004,248	\$1,259,289	\$1,595,223	\$1,576,392	\$1,657,407
Foundations	\$3,247,621	\$6,653,338	\$3,849,652	\$5,958,352	\$5,778,952
Associations	\$2,799,144	\$578,900	\$485,798	\$1,423,317	\$1,429,344
<b>Total Gifts</b>	<b>\$28,691,926</b>	<b>\$44,106,973</b>	<b>\$49,245,197</b>	<b>\$50,459,514</b>	<b>\$56,626,591</b>

\* Gifts represent cash received during the fiscal year which runs from June 1 to May 31. Data as of July 2002.

Source: Information Services, University Relations

**Total private gift support to the University increased by 219% between FY93 and FY02.**

**Total Private Gift Support FY93 through FY02**



## Individual Donors\*

### By Giving Club

Giving Club	Level of Gift	1997-98	1998-99	1999-00	2000-01	2001-02
Gasson Society	\$10,000 +	331	381	505	589	626
President's Circle **	\$5,000 - \$9,999	409	488	495	495	500
FIDES Patron	\$2,500 - \$4,999	289	319	391	511	548
FIDES **	\$1,000 - \$2,499	1,938	2,036	2,159	2,454	2,408
Tower Builders	\$500 - \$999	1,077	1,320	1,487	1,548	1,507
John Bapst Associates	\$250 - \$499	1,726	2,005	2,683	3,302	3,086
McElroy Associates	\$100 - \$249	6,634	7,326	7,231	8,285	8,361
Other Annual Fund	\$1 - \$99	22,340	19,804	14,686	15,597	15,515
<b>Total Individual Donors</b>		<b>34,744</b>	<b>33,679</b>	<b>29,637</b>	<b>32,781</b>	<b>32,551</b>

\* Includes alumni, parents, and friends. Excludes corporations and foundations.

\*\* Includes donors who qualify for Fides and President's Circle through the Young Fides and Matching Gift Programs.

Data as of July 2002.

Source: Information Services, University Relations



## Alumni Donors

### By Primary School and Class, 2001-2002

Class	A&S	Ed.	Mgt.	Nursing	Adv. Studies	Newton College	Grad. A&S	Grad. Mgt.	Grad** Ed.	Grad** Nursing	Grad Adv. Studies	Social Work	Law	Weston Theo.	Hon. Dgrs.	EX* Alum	Total
1924	1	-	-	-	-	-	-	-	-	-	-	-	-	-	-	-	1
1925	-	-	-	-	-	-	-	-	-	-	-	-	-	-	-	-	0
1926	-	-	-	-	-	-	-	-	-	-	-	-	-	-	-	-	0
1927	1	-	-	-	-	-	-	-	-	-	-	-	-	-	-	-	1
1928	3	-	-	-	-	-	-	-	-	-	-	-	-	-	-	-	3
1929	1	-	-	-	-	-	-	-	-	-	-	-	-	-	-	-	1
1930	4	-	-	-	-	-	-	-	-	-	-	-	-	-	-	-	4
1931	2	-	-	-	-	-	-	-	-	-	-	-	-	-	-	-	2
1932	5	-	-	-	-	-	-	-	-	-	-	-	-	-	-	1	6
1933	4	-	-	-	-	-	-	-	-	-	-	-	-	-	-	1	5
1934	12	-	-	-	1	-	-	-	-	-	-	-	-	-	-	3	16
1935	16	-	-	-	-	-	-	-	-	-	-	-	-	-	-	-	16
1936	16	-	-	-	-	-	-	-	-	-	-	-	-	-	-	-	16
1937	17	-	-	-	1	-	1	-	-	-	-	-	2	-	-	4	25
1938	19	-	-	-	-	-	-	-	-	-	-	1	1	-	-	1	22
1939	41	-	-	-	1	-	1	-	-	-	-	1	4	-	-	5	53
1940	44	-	-	-	-	-	1	-	-	-	-	2	3	-	-	4	54
1941	32	-	-	-	1	-	2	-	-	-	-	1	3	-	-	1	40
1942	36	-	6	-	3	-	-	-	-	-	-	1	1	-	-	3	50
1943	40	1	14	-	1	-	1	-	-	-	-	2	2	-	-	7	68
1944	35	-	15	-	1	-	-	-	-	-	-	1	-	-	-	7	59
1945	41	-	4	-	-	-	-	-	-	-	-	-	-	-	-	13	58
1946	2	-	-	-	-	-	3	-	-	-	-	2	1	-	-	4	12
1947	16	-	4	-	2	-	3	-	-	-	-	4	4	-	-	8	41
1948	40	-	16	-	4	-	1	-	-	-	-	4	5	-	-	-	70
1949	94	-	21	4	7	-	1	-	-	-	-	-	13	-	-	1	141
1950	176	-	70	3	3	4	9	-	-	-	-	4	16	-	-	5	290
1951	215	-	84	4	9	4	11	-	-	-	-	1	22	-	-	8	358
1952	183	-	133	22	7	4	4	-	-	-	-	6	17	-	-	5	381
1953	120	-	73	23	10	3	14	-	-	-	-	2	12	-	-	3	260
1954	106	-	62	18	12	1	18	-	-	-	-	2	15	-	-	7	241
1955	84	-	54	34	14	2	12	-	-	-	-	2	8	-	-	3	213
1956	89	46	63	31	12	3	14	-	-	-	-	3	14	1	1	11	288
1957	83	33	64	27	14	10	11	-	-	-	-	1	20	-	-	9	272
1958	89	36	78	36	12	10	21	-	-	-	-	3	20	-	-	6	311
1959	93	27	85	40	17	9	15	-	-	-	-	1	16	-	-	2	305
1960	90	30	91	50	20	12	25	-	-	-	-	5	19	1	-	5	348
1961	75	23	85	46	18	17	19	3	-	-	-	4	17	1	-	3	311
1962	77	35	71	55	14	24	9	3	-	-	-	3	24	-	-	8	323
1963	127	45	72	43	13	17	32	7	-	-	-	6	25	-	-	6	393
1964	134	46	100	41	14	30	17	4	-	-	-	8	19	-	-	3	416
1965	113	49	85	39	6	19	19	2	-	-	-	9	23	-	-	5	369
1966	116	40	90	50	10	19	38	7	-	-	-	6	34	-	1	-	411
1967	138	45	101	49	16	16	43	7	-	-	-	5	32	1	-	5	458
1968	173	73	112	37	13	26	38	14	-	-	-	7	31	1	1	5	531

## Alumni Donors

### By Primary School and Class, 2001-2002 (Continued)

Class	A&S	Ed.	Mgt.	Nursing	Adv. Studies	Newton College	Grad. A&S	Grad. Mgt.	Grad** Ed.	Grad** Nursing	Grad Adv. Studies	Social Work	Law	Weston Theo.	Hon. Dgrs.	EX* Alum	Total
1969	156	62	106	33	18	29	57	9	-	-	-	8	52	1	-	4	535
1970	151	66	99	46	19	33	46	12	-	-	-	7	32	-	-	1	512
1971	148	84	120	47	10	24	71	13	-	-	-	10	48	-	-	1	576
1972	174	87	97	44	13	26	89	4	-	-	-	11	59	-	-	3	607
1973	193	61	90	47	15	32	56	15	-	-	-	12	72	-	-	4	597
1974	274	71	100	38	24	23	63	10	-	-	-	8	73	-	-	7	691
1975	240	77	87	58	19	35	64	12	-	-	-	16	68	-	-	1	677
1976	303	83	149	63	12	-	59	21	-	-	-	13	68	-	-	1	772
1977	279	61	131	45	25	-	52	12	-	-	-	9	84	-	-	2	700
1978	297	55	147	42	15	-	56	18	-	-	-	9	67	-	-	1	707
1979	294	44	170	53	15	-	53	27	-	-	-	14	82	-	-	-	752
1980	302	42	146	66	21	-	71	27	-	-	-	10	57	-	-	-	742
1981	314	46	174	62	21	-	66	25	-	-	-	7	82	-	-	1	798
1982	290	35	167	46	28	-	65	21	-	-	-	5	66	-	-	1	724
1983	308	34	149	46	25	-	45	20	-	-	-	14	58	-	-	-	699
1984	288	27	160	26	25	-	40	22	-	-	-	8	71	-	-	1	668
1985	259	32	143	41	29	-	47	24	-	-	-	3	72	-	-	1	651
1986	280	30	149	40	28	-	31	20	-	-	-	7	62	-	1	-	648
1987	266	28	161	22	23	-	41	20	-	-	-	4	78	-	-	1	644
1988	264	22	139	25	19	-	39	31	-	-	-	12	67	-	-	-	618
1989	283	40	128	15	23	-	39	28	-	-	-	4	53	-	-	1	614
1990	249	28	123	17	17	-	51	29	-	-	-	7	55	-	-	-	576
1991	236	30	119	18	25	-	47	31	-	-	-	4	80	-	-	-	590
1992	244	30	100	15	23	-	61	53	-	-	-	8	61	-	-	-	595
1993	217	25	100	15	20	-	51	44	-	-	-	11	61	-	-	-	544
1994	174	35	76	11	17	-	40	24	11	7	-	8	59	-	-	1	463
1995	191	23	86	9	19	-	11	21	20	12	-	12	55	-	-	-	459
1996	192	27	81	14	24	-	16	32	23	9	-	8	47	-	-	-	473
1997	175	21	74	9	22	-	20	17	31	6	-	5	34	-	-	-	414
1998	172	26	73	12	16	-	14	26	22	6	-	10	41	-	-	-	418
1999	161	16	81	10	16	-	12	32	19	6	3	9	42	-	-	-	407
2000	153	32	88	9	8	-	12	24	18	3	7	6	29	-	-	1	390
2001	130	10	56	3	15	-	11	14	14	9	7	20	67	-	2	1	359
2002	456	51	197	20	4	-	-	2	1	-	1	-	46	-	-	-	778
<b>Total</b>	<b>10,916</b>	<b>1,970</b>	<b>5,719</b>	<b>1,719</b>	<b>909</b>	<b>432</b>	<b>1,879</b>	<b>787</b>	<b>159</b>	<b>58</b>	<b>18</b>	<b>396</b>	<b>2,471</b>	<b>6</b>	<b>6</b>	<b>196</b>	<b>27,641</b>

\* EX Alumni are individuals who attended Boston College without graduating.

\*\* Prior to June 1994, graduate degrees in Education and Nursing were granted by the Graduate School of Arts & Sciences.

Note: Alumni who received more than one degree from Boston College are counted by their primary degree only. These figures include donors with soft dollar credit. Deceased alumni are included.

Data as of July 2002.

Source: Information Services, University Relations

# PHYSICAL PLANT

**PHOTO**

## Buildings Related to Boston College Operations

### Location and Primary Use, Spring 2002

Name	Location	Primary Use	Date Constructed or Acquired	Gross Square Footage <sup>1</sup>
Alumni House	885 Centre Street	Administrative	1974	15,638
Alumni Stadium	2604 Beacon Street	Sports	1957	464,347
Bapst Library	Middle Campus	Library	1928	69,623
Barat House	885 Centre Street	Jesuit Residence & Administrative	1974	25,392
Bea House <sup>2</sup>	176 Commonwealth Avenue	Jesuit Residence	1965	4,685
Botolph House	18 Old Colony Road	Administrative	1967	7,136
Bourneuf House	84 College Road	Administrative	1985	4,460
Thea Bowman AHANA Center	72 College Road	Administrative	1970	3,528
Brock House	78 College Road	Administrative	1972	4,146
Campion Hall	Middle Campus	Academic & Administrative	1955	112,491
Canisius House <sup>2</sup>	67 Lee Road	Jesuit Residence	1966	3,761
Carney Hall	Middle Campus	Academic & Administrative	1962	101,059
Cheverus Hall	127 Hammond Street	Student Residence	1960	32,102
Claver Hall	40 Tudor Road	Student Residence	1955	12,980
Connolly Carriage House	300 Hammond Street	Academic	1975	7,035
Connolly Center	300 Hammond Street	Academic	1975	13,799
Silvio O. Conte Forum	2601 Beacon Street	Sports & Administrative	1988	270,509
Cottage and Garages	885 Centre Street	Residence	1974	4,342
Cushing Hall	Middle Campus	Academic & Administrative	1960	65,141
Cushing House	885 Centre Street	Student Residence	1974	25,709
Daly House <sup>2</sup>	262 Beacon Street	Jesuit Residence	1981	5,584
Devlin Hall	Middle Campus	Academic & Administrative	1924	90,823
Donaldson House	90 College Road	Administrative	1975	3,910
Duchesne East/West	885 Centre Street	Student Residence	1974	53,513
Edmond's Hall	200 St. Thomas More Road	Student Residence	1975	245,078
Faber House	102 College Road	Academic	1938	3,081
Fenwick Hall	46 Tudor Road	Student Residence	1960	30,104
Fitzpatrick Hall	137 Hammond Street	Student Residence	1960	49,388
Wm. J. Flynn Student Recreation Complex	2603 Beacon Street	Sports & Administration	1972	113,857
Fulton Hall	Middle Campus	Academic & Administrative	1948	126,088
Gabelli Hall	80 Commonwealth Avenue	Student Residence	1988	69,844
Gasson Hall	Middle Campus	Academic & Administrative	1913	72,638
Gonzaga Hall	149 Hammond Street	Student Residence	1958	43,614
Greycliff Hall	2051 Commonwealth Avenue	Student Residence	1969	12,318
Haley House	314 Hammond Street	Academic & Administrative	1969	9,294
Haley Carriage House	47 Stone Avenue	Child Care Center	1969	5,081
Hardey House	885 Centre Street	Student Residence	1974	40,152
Heffernan House	110 College Road	Administrative	1997	4,756
Higgins Hall	Middle Campus	Academic & Administrative	1966	234,722
Hopkins House	116 College Road	Administrative	1968	4,274
Hovey House	258 Hammond Street	Academic & Administrative	1971	11,148
Ignacio Hall	100 Commonwealth Avenue	Student Residence & Administrative	1973	121,542
Kenny-Cottle Library	885 Centre Street	Library	1974	53,014
Keyes North/South	885 Centre Street	Student Residence	1974	65,266
Kostka Hall	149 Hammond Street	Student Residence	1957	30,704
Law East Wing	885 Centre Street	Academic	1999	49,109
Law Library	885 Centre Street	Library	1996	83,017
Lawrence House	122 College Road	Administrative	1968	3,681
Lower Campus Dining Facility	60 St. Thomas More Road	Student Services	1994	63,736
Loyola Hall	42 Tudor Road	Student Residence	1955	17,046
Lyons Hall	Middle Campus	Academic & Administrative	1951	84,111
Manresa House & Garage <sup>3</sup>	188 Beacon Street	Academic	1989	5,774
Mary House	885 Centre Street	Academic & Administrative	1974	4,326
McElroy Commons	Middle Campus	Student Services & Administrative	1960	126,669
McGuinn Hall	Middle Campus	Academic & Administrative	1968	143,310
Medeiros Townhouses	60 Tudor Road	Student Residence	1971	22,568
Eugene F. Merkert Chemistry Center	2609 Beacon Street	Academic & Administrative	1991	116,601

## Buildings Related to Boston College Operations

### Location and Primary Use, Spring 2002 (Continued)

Name	Location	Primary Use	Date Constructed or Acquired	Gross Square Footage <sup>1</sup>
Merkert Trailer	Middle Campus	Academic	1998	3,008
Mill Street Cottage	29 Mill Street	Residence	1974	2,879
Modular Apartments	Lower Campus	Student Residence	1970	104,100
Murray House	292 Hammond Street	Commuter Center	1967	8,490
Murray Carriage House	292 Hammond Street	Academic	1967	2,618
O'Connell House	185 Hammond Street	Student Union	1938	32,007
Thomas P. O'Neill, Jr. Library	Middle Campus	Central Research Library	1984	206,910
Parking Garage	2599 Beacon Street	General Parking Facility	1979	302,023
Parking Garage (New)	40 St. Thomas More Road	General Parking Facility	1994	328,972
Quonset Hut	885 Centre Street	Gymnasium	1974	5,964
Rahner House	96 College Road	Administrative	1952	2,799
Ricci House	30 Quincy Road	Jesuit Residence	1999	4,534
Roberts House & Garage <sup>3</sup>	246 Beacon Street	Jesuit Residence	1989	8,583
Robsham Theater Arts Center	50 St Thomas More Road	Student Services & Academic	1981	31,614
Roncalli Hall	200 Hammond Street	Student Residence	1965	40,674
Rubenstein Hall	90 Commonwealth Avenue	Student Residence	1973	123,739
Service Building	Middle Campus	Academic & Administrative	1948	33,718
Shaw House	372 Beacon Street	Student Residence	1962	9,494
Commander Shea Field	2605 Beacon Street	Baseball/Soccer Field	1960	
Southwell Hall	38 Commonwealth Avenue	Administrative	1937	12,338
St. Ignatius Maintenance Building	Middle Campus	Administrative	1993	2,372
St. Mary's Hall <sup>2</sup>	Middle Campus	Jesuit Residence	1917	135,721
St. Thomas More Hall	2150 Commonwealth Avenue	Administrative	1955	64,584
Stuart House & the James W. Smith Wing	885 Centre Street	Academic & Administrative	1974	104,884
Trinity Chapel (Newton)	885 Centre Street	Chapel	1974	20,578
Vanderslice Hall	70 St. Thomas More Road	Student Residence	1993	119,492
Vouté Hall	110 Commonwealth Avenue	Student Residence	1988	87,189
Michael P. Walsh Hall	150 St. Thomas More Road	Student Residence & Dining Facility	1980	205,805
Waul House	256 Hammond Street	Administrative	2000	16,407
Welch Hall	182 Hammond Street	Student Residence	1965	40,724
Weston Observatory	Weston, MA	Research & Administrative	1948	22,182
Williams Hall	144 Hammond Street	Student Residence	1965	40,738
Xavier Hall	44 Tudor Road	Student Residence	1955	12,938
	142 Beacon Street	Administrative	1997	3,446
	194 Beacon Street	Academic	1996	5,628
	350 Beacon Street	Residence	2001	3,329
	2 Boston Road Property	TBD	2000	16,591
	11 Chestnut Hill Road	Residence	2000	5,334
	36 College Road	Administrative	1974	3,766
	50 College Road	Administrative	1996	4,303
	66 Commonwealth Avenue	Student Residence & Administrative	1989	58,779
	25 Lawrence Avenue	Administrative	1993	4,722
	31 Lawrence Avenue	Academic	1979	5,105
	31 Lawrence Avenue Garage	Administrative	1996	1,985
	55 Lee Road	Administrative	1978	7,363
	66 Lee Road	Residence	1999	2,510
	14 Mayflower Road	Administrative	1998	5,245
	40 Old Colony Road	Residence	2001	6,400
	24 Quincy Road	Academic	1998	4,317
	22 Stone Avenue	Administrative	1999	4,632
	42 St. Stephens Green	Administrative	2000	6,610
	43 St. Stephens Green	Administrative	2000	6,473
	90 St. Thomas More Road	Student Residence	1993	110,487
<b>Total Gross Square Footage<sup>4</sup></b>				<b>5,858,370</b>

<sup>1</sup> GSF excludes all void areas such as "open to below" atrium type space.

<sup>2</sup> Property leased to the Jesuit Community of Boston College.

<sup>3</sup> Property owned by the Jesuit Community of Boston College.

<sup>4</sup> Total GSF excludes Manresa and Roberts.

Note: The above statistics exclude properties leased to Boston College. Statistics include only properties owned by Boston College as of May 31, 2002.  
Source: Space Management

## Boston College Properties Spring 2002

	Building Gross Square Footage	Acres		Building Gross Square Footage	Acres
<b>Upper Campus</b>			<b>Outlying Properties</b>		
Roncalli, Welch, and Williams Halls	122,136	3.1	<b>Newton</b>		
O'Connell House and Upper Campus Dormitories	292,945	10.9	142 Beacon Street	3,446	0.2
<b>Total Upper Campus</b>	<b>415,081</b>	<b>14.0</b>	194 Beacon Street	5,628	0.3
<b>Middle Campus</b>			262 Beacon Street (Daly House)	5,584	0.5
Area bounded by Beacon Street, Lower Campus Road, College Road, and Commonwealth Avenue — including Ignacio Hall, Rubenstein Hall, 66 Commonwealth Avenue, Gabelli Hall, Vouté Hall, Southwell Hall, and Merkert Center.			256 Hammond Street (Waul House)	16,407	1.1
14 Mayflower Road	5,245	0.2	258 Hammond Street (Hovey House)	11,148	3.4
18 Old Colony Road (Botolph House)	7,136	0.4	292 Hammond Street (Murray House & Carriage House)	11,108	0.8
24 Quincy Road	4,317	0.2	300 Hammond Street (Connolly Faculty Center & Carriage House)	20,834	1.6
30 Quincy Road	4,534	0.2	314 Hammond Street (Haley House)	9,294	0.8
36 College Road	3,766	0.2	350 Beacon Street	3,329	0.3
40 Old Colony Road	6,400	0.2	11 Chestnut Hill Road	5,334	0.3
50 College Road	4,303	0.2	22 Stone Avenue	4,632	0.2
72 College Road (Thea Bowman AHANA Center)	3,528	0.2	47 Stone Avenue (Haley Carriage House)	5,081	0.5
78 College Road (Brock House)	4,146	0.1	25 Lawrence Avenue	4,722	0.2
84 College Road (Bourneuf House)	4,460	0.2	31 Lawrence Avenue (House & Garage)	7,090	0.3
90 College Road (Donaldson House)	3,910	0.2	55 Lee Road	7,363	0.4
96 College Road (Rahner House)	2,799	0.1	66 Lee Road	2,510	0.4
102 College Road (Faber House)	3,081	0.2	67 Lee Road (Canisius House)	3,761	0.2
110 College Road (Heffernan House)	4,756	0.1	<b>127,271</b>	<b>11.5</b>	
116 College Road (Hopkins House)	4,274	0.1	<b>Boston</b>		
122 College Road (Lawrence House)	3,681	0.1	2051 Commonwealth Avenue (Greycliff Hall)	12,318	0.1
176 Commonwealth Avenue (Bea House)	4,685	0.2	<b>Topsfield</b>		
<b>Total Middle Campus</b>	<b>2,273,457</b>	<b>46.3</b>	2 Boston Road Property	16,591	68.8
<b>Lower Campus</b>			<b>Weston</b>		
Area bounded by Beacon Street, Lower Campus Road, and St. Thomas More Road (excluding MDC property) — including Vanderslice Hall and 60 & 90 St. Thomas More Road			Weston Observatory	22,182	19.4
2150 Commonwealth Avenue (St. Thomas More Hall)	64,584	3.4	<b>Dublin, Ireland</b>		
<b>Total Lower Campus</b>	<b>2,424,604</b>	<b>56.1</b>	42 St. Stephens Green	6,610	0.1
<b>Total Chestnut Hill Campus</b>			43 St. Stephens Green	6,473	0.1
<b>Newton Campus</b>	<b>553,783</b>	<b>40.3</b>	<b>Total Outlying Properties</b>		
<b>Total Chestnut Hill and Newton Campuses</b>			<b>191,445</b>	<b>100.0</b>	
	<b>5,666,925</b>	<b>156.7</b>	<b>Total Properties Owned by Boston College</b>		
			<b>5,858,370</b>	<b>256.7</b>	

Note: These statistics exclude leased properties adjacent to the main campus owned and utilized by the Jesuit Community of Boston College (Manresa House and garage [188 Beacon Street] 5,774 GSF - 0.2 acres; Roberts House and garage [246 Beacon Street] 8,583 GSF - 0.6 acres). Statistics as of May 31, 2002.  
Source: Space Management

## Facility Capacities

### Fall 2002

Facility & Location*	Lecture/Event Seating	Dinner Seating	Buffet Seating	Reception/ Standing
<b>Athletics</b>				
Alumni Stadium	44,500	-	-	-
Conte Forum	8,500/7,600**	-	-	-
Kelly Rink	-	1,100	700	2,000
Power Gymnasium	975	600	450	1,000
The Shea Room	250	160	140	300
Flynn Student Recreation Complex	2,809	-	-	4,000
<b>Auditoriums</b>				
Cushing Hall 001	160	-	-	-
Devlin Hall 008	297	-	-	-
Fulton Hall 518	205	-	-	-
Gasson Hall 305 (Fulton Debate)	102	-	-	-
Higgins 300	153	-	-	-
Higgins 310	80	-	-	-
McGuinn Hall 121	256	-	-	-
Merkert Chemistry Center 127	150	-	-	-
Robsham Theater Arts Center	591	-	-	-
Stuart Hall 315, Newton Campus	178	-	-	-
Stuart Hall 411, Newton Campus	100	-	-	-
New Academic Wing 120, Newton Campus	125	-	-	-
New Academic Wing 115a, Newton Campus***	150	-	-	-
New Academic Wing 115b, Newton Campus***	150	-	-	-
New Academic Wing 200, Newton Campus	96	-	-	-
New Academic Wing 400, Newton Campus	56	-	-	-
<b>Dining Halls****</b>				
Boston Room, Lower Campus Dining Facility	-	40	32	50
Eagle's Nest, McElroy Commons	-	450	350	-
Faculty Dining Room, McElroy Commons	-	150	125	175
Heights Room, Lower Campus Dining Facility	-	224	200	325
Main Dining Area, Lower Campus Dining Facility	-	803	803	803
McElroy Main Dining Hall, McElroy Commons	-	900	700	1,100
Newton Campus Cafeteria, Stuart House	-	286	200	-
Newton Room, Lower Campus Dining Facility	-	40	32	50
Stuart Snack Bar, Stuart House, Newton Campus	-	250	200	-
Welch Dining Hall, Lyons Hall	-	500	400	550
<b>Houses</b>				
Barat House, Newton Campus	50	64	64	90
Haley House, 314 Hammond Street	16	-	-	-
Hovey House Library, 258 Hammond Street	25	-	-	-
O'Connell House, 185 Hammond Street	-	250	200	-

(continued on following page)



## Facility Capacities

### Fall 2002(Continued)

Facility & Location*	Lecture/Event Seating	Dinner Seating	Buffet Seating	Reception/ Standing
<b>Multi-Purpose</b>				
Cabaret Room, Vanderslice Hall	150	115	100	400
Kresge Room & Lobby, Robsham Theater Arts Center	-	-	-	150
Lynch Executive Conference Center, Fulton Hall	40	-	-	80
McElroy Conference Room, McElroy Commons	60	60	50	-
McGuinn 3rd Floor Lounge	50	-	-	75
McGuinn 5th Floor Lounge	50	-	-	75
Murray Conference Room, McElroy Commons	40	-	-	-
Newton Chapel, Newton Campus	500	-	-	-
T-100, Gasson Hall	300	140	100	200
University Conference Center, Walsh Hall	150	120	112	200

\* All facilities are on the Chestnut Hill campus unless otherwise noted.

\*\* Seating for basketball is 8,500; seating for hockey is 7,600.

\*\*\* Room 115a & Room 115b can be combined into a 300 seat auditorium.

\*\*\*\* Capacities shown for dining facilities are those used for function seating, and therefore differ from capacities for student dining.

Note: University facilities are available for function purposes through the Bureau of Conferences and/or the primary user responsible for the facility.

All facilities are not available to all groups. The capacity figures are those used by the Bureau of Conferences in determining appropriate space needs for scheduled functions.

Sources: Bureau of Conferences and Capital Projects Management

## Dining Facilities

### Fall 2002

Name	Location	Capacity
Carney's (McElroy Dining Hall)	McElroy Commons	775
Eagle's Nest Snack Bar	McElroy Commons	446
Faculty Dining Room	McElroy Commons	146
Hillside Cafe	Lower Campus Admin. Building	150
Lower Campus Dining Facility	60 St. Thomas More Road	945
McElroy Cafe	McElroy Commons	91
Newton Campus Cafeteria	Stuart House	290
Newton Campus Snack Bar	Stuart House	250
Welch Dining Hall	Lyons Hall	550
<b>Total Dining Hall Seating</b>		<b>3,643</b>
Boston Room	60 St. Thomas More Road	40
Heights Room	60 St. Thomas More Road	250
Newton Room	60 St. Thomas More Road	40
Walsh Function Room	Walsh Hall	150
<b>Total Function Room Seating</b>		<b>480</b>
<b>Total Capacity</b>		<b>4,123</b>

Source: Dining Service

## Offices Spring 2002

Building	Offices	Building	Offices	Building	Offices	Building	Offices
<b>Chestnut Hill Campus</b>		Gasson Hall	63	St. Thomas More Hall	130	<b>Outlying Properties</b>	
Alumni Stadium	14	Heffernan House	7	Walsh Hall	15	Connolly Carriage House	1
Bapst Library	7	Higgins Hall	81	14 Mayflower Road	9	Connolly House	17
Botolph House	12	Hopkins House	11	24 Quincy Road	8	Haley Carriage House	2
Bourneuf House	9	Lawrence House	12	36 College Road	10	Haley House	9
Thea Bowman		Lower Campus Dining Fac.	3	50 College Road	7	Hovey House	21
AHANA Center	7	Lyons Hall	147	66 Commonwealth Ave.	15	Manresa House (1)	15
Brock House	7	McElroy Commons	43	<b>Subtotal</b>	<b>1,856</b>	Murray Carriage House	1
Campion Hall	150	McGuinn Hall	189	<b>Newton Campus</b>		Murray House	3
Carney Hall	229	Merkert Chemistry Ctr.	39	Alumni House	13	Waul House	43
Conte Forum	75	Merkert Trailer	26	Barat House	9	Weston Observatory	21
Cushing Hall	69	O'Neill Library	89	Kenny-Cottle Library	34	25 Lawrence Avenue	6
Devlin Hall	64	Rahner House	5	Law East Wing	42	31 Lawrence Avenue & Garage	17
Donaldson House	8	Robsham Theater	11	Law Library	22	55 Lee Road	17
Faber House	6	Rubenstein Hall	25	Stuart House	94	142 Beacon Street	6
Flynn Recreation Center	12	Service Building	50	<b>Subtotal</b>	<b>214</b>	194 Beacon Street	9
Fulton Hall	166	Southwell Hall	26			<b>Subtotal</b>	<b>188</b>
						<b>Total Offices</b>	<b>2,258</b>

Note: The above statistics exclude leased properties used in University operations. Statistics include only properties owned by Boston College as of May 31, 2002, with the exception of Manresa House (1) which is owned by the Jesuit Community.

Source: Space Management

## Classrooms Spring 2002

Building	Number of Classrooms	Number of Stations
Campion Hall	12	571
Carney Hall	25	1,097
Cushing Hall	10	689
Devlin Hall	9	694
Fulton Hall	19	1,163
Gasson Hall	20	897
Higgins Hall	7	396
Law East Wing	5	577
Lyons Hall	7	316
McGuinn Hall	11	524
Merkert Chemistry Center	3	246
O'Neill Library	8	206
Stuart House	10	536
<b>Total</b>	<b>146</b>	<b>7,912</b>

Note: The above statistics exclude leased properties used in University operations. Statistics include only properties owned by Boston College as of May 31, 2002.

Source: Space Management

## Summary of Building Use Spring 2002

Building Use	Number of Buildings
Student Residence <sup>1</sup>	28
Administrative	24
Academic and Administrative <sup>2</sup>	25
Jesuit Residence <sup>3</sup>	5
Miscellaneous Use <sup>4</sup>	25
<b>Total</b>	<b>107</b>

<sup>1</sup> Keyes North and South = 1; Duchesne East and West = 1; Modularity = 1

<sup>2</sup> Includes Weston Observatory.

<sup>3</sup> Excludes Manresa House and Roberts House.

<sup>4</sup> Includes gymnasiums, libraries, student organizational spaces, etc.

Note: The above statistics exclude leased properties used in University operations. Statistics include only properties owned by Boston College as of May 31, 2002

Source: Space Management

## Residence Hall Capacities

### Fall 2002

Residence Hall	Address	Living Units	Students	Staff*	Total
<b>Chestnut Hill Campus</b>					
<b>Upper Campus</b>					
Cheverus Hall	127 Hammond Street	65	132	3	135
Claver Hall	40 Tudor Road	40	87	1	88
Fenwick Hall	46 Tudor Road	97	204	4	208
Fitzpatrick Hall	137 Hammond Street	88	187	4	191
Gonzaga Hall	149 Hammond Street	99	213	4	217
Kostka Hall	149 Hammond Street	80	160	3	163
Loyola Hall	42 Tudor Road	58	116	3	119
Medeiros Townhouses	60 Tudor Road	51	100	3	103
Roncalli Hall	200 Hammond Street	81	174	4	178
Shaw Hall	372 Beacon Street	7	20	1	21
Welch Hall	182 Hammond Street	92	201	4	205
Williams Hall	144 Hammond Street	81	174	4	178
Xavier Hall	44 Tudor Road	50	101	4	105
		<b>889</b>	<b>1,869</b>	<b>42</b>	<b>1,911</b>
<b>Lower Campus</b>					
Edmond's Hall	200 St. Thomas More Road	205	788	8	796
Gabelli Hall	80 Commonwealth Avenue	41	158	2	160
Greycliff Hall	2051 Commonwealth Avenue	30	43	2	45
Ignacio Hall	100 Commonwealth Avenue	65	364	4	368
Modulars	100 St. Thomas More Road	78	450	9	459
Rubenstein Hall	90 Commonwealth Avenue	65	358	4	362
Michael P. Walsh Hall	150 St. Thomas More Road	140	786	16	802
Joseph & Mae Vanderslice Hall	70 St. Thomas More Road	61	418	10	428
Vouté Hall	110 Commonwealth Avenue	57	214	4	218
66 Commonwealth Avenue	66 Commonwealth Avenue	125	149	4	153
90 St. Thomas More Road	90 St. Thomas More Road	60	378	9	387
		<b>927</b>	<b>4,106</b>	<b>72</b>	<b>4,178</b>
<b>Newton Campus</b>					
Cushing House	885 Centre Street	58	108	4	112
Duchesne East	885 Centre Street	67	127	4	131
Duchesne West	885 Centre Street	73	137	4	141
Hardey House	885 Centre Street	95	175	4	179
Keyes North	885 Centre Street	80	147	5	152
Keyes South	885 Centre Street	72	134	4	138
		<b>445</b>	<b>828</b>	<b>25</b>	<b>853</b>
<b>Total</b>		<b>2,261</b>	<b>6,803</b>	<b>139</b>	<b>6,942</b>

\* Assistant Directors and Hall Directors are not included. Data as of October 2002.

Source: Office of Residential Life

# FINANCE

**PHOTO**

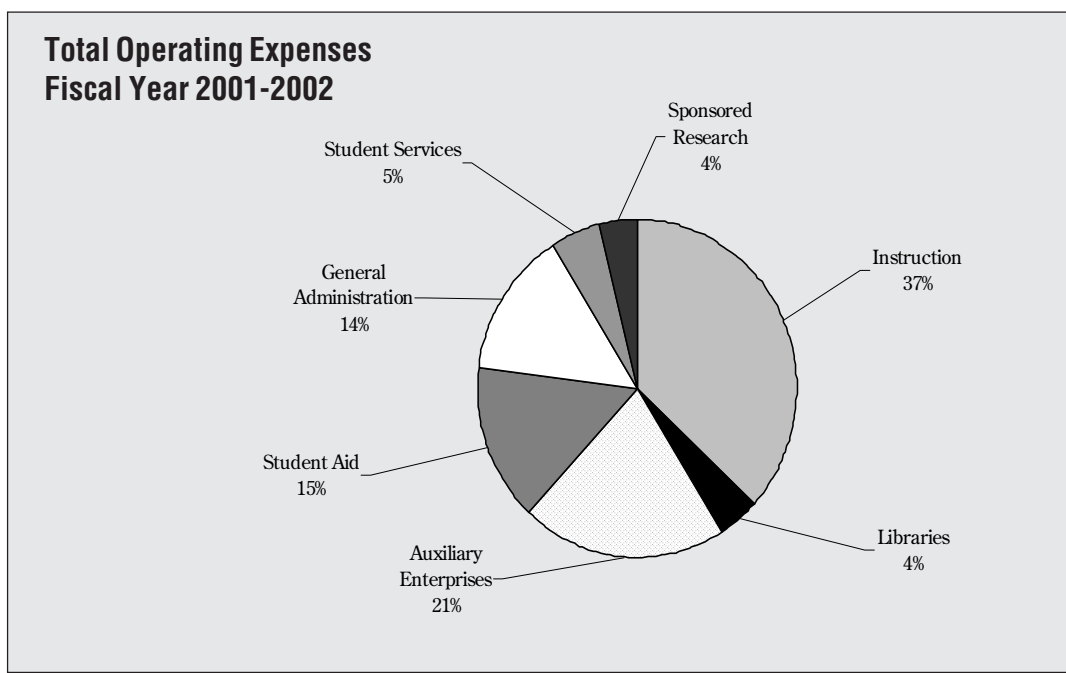
## Highlights of Financial Operations

For the Five Years Ending May 31, 2002 (Dollars in Millions)

	1998*	1999*	2000*	2001*	2002*
<b>Operating Revenues</b>					
Tuition and Fees	\$239.8	\$252.2	\$270.2	\$277.0	\$290.9
Sponsored Research & Training Grants	19.6	23.8	29.1	32.0	35.0
Government Grants & Student Aid	4.5	4.6	5.0	5.1	5.5
Auxiliary Enterprises	87.2	90.4	90.7	93.1	101.9
Other Revenues	7.6	7.1	9.5	9.1	9.4
<b>Total Operating Revenues</b>	<b>358.7</b>	<b>378.1</b>	<b>404.5</b>	<b>416.3</b>	<b>442.7</b>
Nonoperating Assets Used for Operations	14.6	17.3	25.2	39.5	41.8
<b>Total Operating Revenues and Other Support</b>	<b>\$373.3</b>	<b>\$395.4</b>	<b>\$429.7</b>	<b>\$455.8</b>	<b>\$484.5</b>
<b>Expenses</b>					
Instruction	\$131.9	\$140.2	\$154.3	\$167.1	\$177.2
Libraries	17.2	17.2	17.7	18.4	18.9
Sponsored Research	10.7	13.6	17.2	17.8	19.7
Student Services	17.3	19.4	23.0	25.2	26.1
Student Aid	57.4	62.8	67.7	69.2	74.0
General Administration	51.9	53.9	60.1	63.7	68.4
Auxiliary Enterprises	85.4	88.2	89.7	94.4	100.2
Other	0.5	-	-	-	-
<b>Total Expenses</b>	<b>\$372.3</b>	<b>\$395.3</b>	<b>\$429.7</b>	<b>\$455.8</b>	<b>\$484.5</b>
<b>Excess of Operating Revenues Over Expenses</b>	<b>\$ 1.0</b>	<b>\$ 0.1</b>	<b>\$ -</b>	<b>\$ -</b>	<b>\$ -</b>

\* Costs associated with the operation and maintenance of plant facilities are functionally allocated. These costs totaled \$26.4, \$26.7, \$28.0, \$29.7, and \$30.0 million for fiscal years 1998, 1999, 2000, 2001 and 2002 respectively.

Source: Office of the Controller

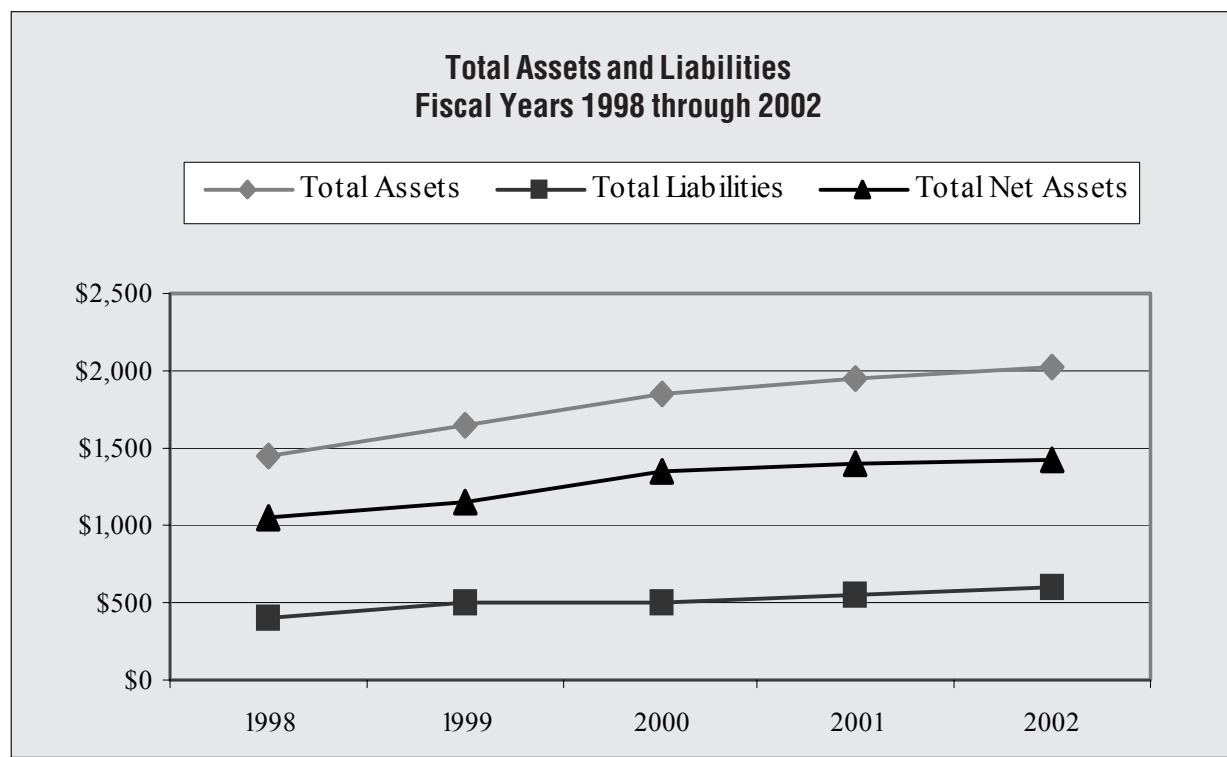


## Condensed Statement of Financial Position

For the Five Years Ending May 31, 2002 (Dollars in Millions)

	1998	1999	2000	2001	2002
<b>Assets</b>					
Investments	\$883.3	\$985.4	\$1,136.5	\$1,128.2	\$1,143.0
Trustee Deposits	5.1	62.1	29.3	35.2	28.9
Receivables & Other Assets	104.1	116.1	139.1	176.1	200.5
Physical Plant	627.6	677.8	763.4	849.4	934.7
Depreciation	(177.6)	(185.1)	(220.2)	(242.4)	(272.7)
<b>Total Assets (Net)</b>	<b>\$1,442.5</b>	<b>\$1,656.3</b>	<b>\$1,848.1</b>	<b>\$1,946.5</b>	<b>\$2,034.4</b>
<b>Liabilities</b>					
Payables and Accrued Liabilities	\$73.6	\$86.5	\$90.6	\$94.0	\$97.4
U.S. Government Loan Advances	29.2	29.8	31.0	31.9	32.8
Bonds, Notes & Mortgages Payable	295.0	380.0	386.6	430.1	469.6
<b>Total Liabilities</b>	<b>397.8</b>	<b>496.3</b>	<b>508.2</b>	<b>556.0</b>	<b>599.8</b>
<b>Net assets</b>					
Endowment	813.5	910.9	1,070.2	1,103.7	1,126.0
Net investment in plant	161.5	173.8	188.5	214.5	219.0
Other	69.7	75.3	81.2	72.3	89.6
<b>Total Net Assets</b>	<b>1,044.7</b>	<b>1,160.0</b>	<b>1,339.9</b>	<b>1,390.5</b>	<b>\$1,434.6</b>
<b>Total Liabilities &amp; Net Assets</b>	<b>\$1,442.5</b>	<b>\$ 1,656.3</b>	<b>\$ 1,848.1</b>	<b>\$1,946.5</b>	<b>\$2,034.4</b>

Source: Office of the Controller



## Tuition and Fees

### For the Ten Years Ending May 31, 2003

	1994	1995	1996	1997	1998	1999	2000	2001	2002	2003
<b>Undergraduate Schools</b>										
Arts & Sciences, Education, Management, Nursing	\$15,570	\$16,640	\$17,890	\$18,820	19,770	20,760	21,700	22,680	24,050	\$25,430
Advancing Studies (per course)	660	704	750	790	830	872	912	954	1,002	1,054
Summer Session (per credit hour)	270	288	308	324	342	360	378	396	416	438
<b>Graduate Schools</b>										
Arts & Sciences (per credit hour)	470	502	536	566	596	626	656	700	736	774
Education, Nursing (per credit hour)	470	502	536	566	596	626	656	700	722	760
Law School	17,720	18,940	20,180	21,230	22,300	23,420	24,480	25,790	27,080	28,440
Management (per credit hour)	538	574	612	646	680	714	748	792	832	874
Social Work	13,970	14,930	15,910	16,740	17,580	18,460	19,300	20,170	21,180	22,240
MSW part-time (per credit hour)	378	404	432	456	480	504	526	550	578	608
DSW part-time (per credit hour)	434	464	496	524	552	580	606	634	666	700
Advancing Studies (per credit hour)	-	-	-	-	342	360	378	396	416	438
<b>Room Charge Per Student</b>										
Upper Campus	3,680	3,830	4,030	4,200	4,340	4,480	4,620	4,810	5,050	5,340
Modulars	4,550	4,730	4,980	5,200	5,370	5,540	5,730	5,940	6,260	6,570
Ignacio & Rubenstein 3-bedroom	4,410	4,590	4,830	5,050	5,220	5,390	5,560	5,780	6,080	6,380
Ignacio & Rubenstein 2-bedroom	4,550	4,730	4,980	5,200	5,370	5,540	5,730	5,940	6,260	6,570
Edmond's Hall	4,550	4,730	4,980	5,200	5,370	5,540	5,730	5,940	6,260	6,570
Newton	3,680	3,830	4,030	4,200	4,340	4,480	4,620	4,810	5,050	5,340
66 Commonwealth Avenue	3,680	3,830	4,030	4,200	4,340	4,480	4,620	4,810	5,050	5,340
Walsh Hall	3,970	4,130	4,340	4,530	4,680	4,830	4,980	5,190	5,450	5,340
Gabelli & Vouté Apartments	4,730	4,920	5,180	5,410	5,590	5,770	5,960	6,180	6,510	6,840
Gabelli & Vouté Townhouses	4,960	5,160	5,430	5,670	5,860	6,050	6,250	6,470	6,820	7,170
Vanderslice Hall & 90 Campanella Way	4,180	4,350	4,560	4,760	4,920	5,080	5,240	5,450	5,730	6,010
<b>Board Per Student</b>	3,020	3,130	3,240	3,330	3,430	3,540	3,630	3,700	3,810	3,650
<b>Representative Fees</b>										
Laboratory (Science)*	400	410	420	430	440	450	460	470	480	500
Undergraduate Government	56	58	60	62	90	92	94	96	98	100
Graduate Student Association	44	46	46	50	50	50	50	50	50	50
Health/Infirmary	240	248	256	262	272	282	286	294	322	332
Recreation	140	144	150	154	160	170	176	200	0	0

Note: All tuition and fees listed are for two semesters, except for those stated as "per course" or "per credit hour."

\* Fee for laboratories in Biology and Chemistry. Fees in the other sciences and in most other fields are frequently lower.

Source: *Boston College Policies and Procedures Manual*



## Boston College Undergraduate Tuition Restated in 1982-84 Dollars\*

### Effect of Inflation and Real Growth

Academic Year	Tuition in Absolute Dollars	Consumer Price Index**	Tuition in Constant 1982-84 Dollars
1989-90	\$11,720	126.1	\$9,294
1990-91	\$12,700	133.8	\$9,492
1991-92	\$13,690	137.9	\$9,927
1992-93	\$14,580	141.9	\$10,275
1993-94	\$15,570	145.8	\$10,679
1994-95	\$16,640	149.7	\$11,116
1995-96	\$17,890	153.5	\$11,655
1996-97	\$18,820	158.6	\$11,866
1997-98	\$19,770	161.3	\$12,257
1998-99	\$20,760	163.9	\$12,666
1999-00	\$21,700	168.3	\$12,894
2000-01	\$22,680	174.0	\$13,034
2001-02	\$24,050	176.7	\$13,611

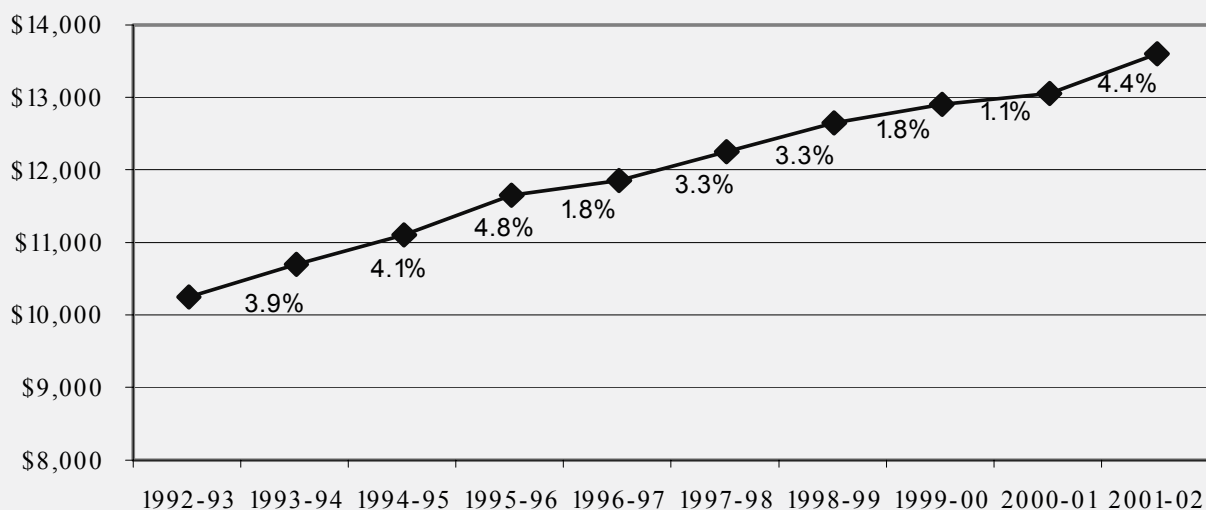
\* The Bureau of Labor Statistics calculates the CPI by setting the average index level for the 36-month period covering the years 1982, 1983, and 1984 equal to 100 (1982-84 = 100).

\*\* December CPI for the stated academic year.

Sources: Bureau of Labor Statistics and the Budget Office

## Boston College Tuition Increases, Restated in 1982-84 Dollars

### Effect of Inflation and Real Growth



# ACADEMIC RESOURCES & TECHNOLOGY

**PHOTO**

## Boston College Libraries

**Bapst Library**  
Middle Campus

**The John J. Burns Library of  
Rare Books and Special Collections**  
Burns Library, Middle Campus

**Geophysics Library**  
Weston Observatory, Weston, MA

**Law Library**

Newton Campus

**Newton Resource Center** (Undergraduate)  
Chapel Basement, Newton Campus

**O'Neill Library**  
Central Library, Middle Campus

**School of Social Work Library**  
McGuinn Hall, Lower Level

**Educational Resource Center**  
Campion Hall

**Academic Development Center**  
O'Neill Library

Source: University Librarian

## Expenditures for Library Materials

Library	1997-98	1998-99	1999-00	2000-01	2001-02
O'Neill*	\$ 4,542,640	\$ 4,669,956	\$ 5,004,918	\$ 5,254,406	\$ 5,420,183
Educational Resource Center	61,442	66,876	66,014	68,968	68,338
Bapst	70,483	73,238	75,617	78,075	81,120
Social Work	88,838	89,977	92,053	95,144	98,493
John J. Burns	44,632	94,315	135,507	210,840	193,160
Law	855,487	912,927	934,204	997,441	1,016,247
<b>Total</b>	<b>\$5,663,522</b>	<b>\$5,907,289</b>	<b>\$6,308,312</b>	<b>\$6,704,874</b>	<b>\$6,877,541</b>

\* Includes general expenditures recorded as "University Librarian."

Source: Office of the Controller

## Holdings by Individual Libraries 2002

Library	Volumes	Serial Subscriptions	Microform Units	Gov't. Document Volumes	Media Units
Bapst	47,077	205	-	-	-
Burns	114,054	35	382	-	121,630
Educational Resource Center	43,278	104	16,386	-	1,651
Law	223,394	6,698	1,356,062	4,211	423
O'Neill and Newton Resource Center	1,501,642	13,986	2,454,712	198,211	11,423
Social Work	43,165	346	-	-	192
Weston Geophysics	8,644	42	2,193	-	11,574
<b>Total</b>	<b>1,981,254</b>	<b>21,416</b>	<b>3,748,382</b>	<b>202,492</b>	<b>146,893</b>

Source: University Librarian

## Library Use Statistics 2001-2002

Library	General Circulation	Instruction Attendance	Interlibrary Loans	Reference Questions
Bapst	7,822	372	-	-
Burns Special Collections	96	137	-	3,900
Educational Resource Center	23,330	250	-	5,200
Law	15,903	1,334	1,203	1,144
O'Neill and Newton Resource Center	163,525	10,903	28,831	43,680
Social Work	6,807	395	-	1,560
<b>Total</b>	<b>217,483</b>	<b>13,391</b>	<b>30,034</b>	<b>55,484</b>

Data as of June 2002.

Source: University Librarian

## Library Services

### Quest: The Library Information System

Quest, the Libraries' Web-based integrated system provides convenient access to the Libraries' collections, digital resources, and services from [www.bc.edu/quest](http://www.bc.edu/quest). It offers a variety of methods for finding books, periodicals, media resources, microforms, newspapers, and electronic materials.

QUEST can easily be searched from any Web browser regardless of platform or location, 24 hours a day, seven days a week. Users can interact with the system and receive immediate feedback on the status of requests; they can place a hold, recall, or request rush processing for a new book right from their desktop. Users can also initiate and track requests for document delivery and interlibrary loan transactions, and may renew materials that are currently charged to them. The Web interface and expanded cataloging capabilities allow unprecedented access to thousands of Web accessible scholarly resources, to full text journals, and to digital collections of photographs and other material.

### Digital Resources

The Boston College Libraries offer access to hundreds of electronic indexes and databases. A growing number of these databases include full text access to thousands of books and journals directly from the researcher's desktop. A complete listing of all online databases available through the Libraries can be found by selecting Online Databases on the Libraries' home page: [www.bc.edu/libraries.html](http://www.bc.edu/libraries.html). The list includes groupings by subject and an alphabetical listing by title. Databases range in coverage from very general to very specific and cover a wide range of research areas in humanities, social sciences, sciences, health sciences, business law, and public affairs. Most databases can be reached directly by clicking on the Web links. Others can be accessed in the Electronic Information Center in the O'Neill Library or the Law Library. An expanding number of links to electronic journals may also be found by selecting the Electronic Journals from the Libraries' home page.

Most databases available through the Boston College Libraries are restricted to the Boston College community. In order to access these databases from off campus, you will need to authenticate yourself with your BC login and PIN.

The Libraries also support an expanding digital collection of special and rare materials such as the Thomas P. O'Neill, Jr. Photographs, the Liturgy and Life Artifacts collection and the Boston Gas Company Photographs via the John J. Burns Library Rare Books and Special Collections Web page: [www.bc.edu/bc\\_org/avp/ulib/Burns/](http://www.bc.edu/bc_org/avp/ulib/Burns/).

Librarians offer classes in how to search databases effectively, by arrangement with professors, and also provide individual coaching at various library services points or by appointment. Researchers who cannot locate resources needed may contact a librarian to develop a search strategy to locate relevant information. See the list of Subject Bibliographers to know which librarian to contact: [www.bc.edu/bc\\_org/avp/ulib/ref/subspec.html](http://www.bc.edu/bc_org/avp/ulib/ref/subspec.html)

### Interlibrary Loan

The Interlibrary Loan Service is offered to students, faculty, administrators, and staff to obtain materials not available in the Boston College Libraries. Books, photocopies of journal articles, microfilm, theses, and government documents may be borrowed from other libraries. Except for unusual items, the waiting period is from one to four weeks. For anyone willing to use the material at another library, a computerized system at the reference desk will provide locations. Requests can be made by using electronic forms available on the Libraries' Web site or by visiting a Boston College library.

### Boston Library Consortium

The Boston College Libraries are part of the Boston Library Consortium, a group of area libraries which includes Brandeis University, Boston University, Brown University, Massachusetts Institute of Technology, Northeastern University, Tufts University, University of Connecticut, University of Massachusetts System, University of New Hampshire, Wellesley College, Williams College, as well as the Massachusetts State Library, the Boston Public Library, and the Marine Biological Laboratory at Woods Hole. Faculty and students may apply for a Consortium borrower's card at the Reference Department in O'Neill Library in order to borrow directly from the member libraries. Choose **Mapquest** from the Libraries' home page to search several of the library catalogs simultaneously. Ask at O'Neill Reference for more information about the Consortium.

### Association of Research Libraries

The Libraries have attained membership in the Association of Research Libraries, a distinction limited to 124 research institutions sharing common goals, interests, and needs. The mission of ARL is to shape and influence forces affecting the future of research libraries in the process of scholarly communication. Membership is by invitation upon the recommendation of the ARL Board of Directors and approval of the membership.

### United States Government Publications

Boston College is one of 1,300 Federal Depository Libraries located across the United States. As a Depository, the O'Neill Library receives thousands of government documents in print, microfiche, and electronic forms, and makes them available to the general public. Many government publications are now available via the Web or in CD-ROM format. Locate government documents in the Quest library catalog. Further information may be found on the following Web page: [www.bc.edu/libraries/centers/govdocs/](http://www.bc.edu/libraries/centers/govdocs/). Questions about the O'Neill collection and the availability of government documents should be directed to the Government Documents and Microforms staff on the first floor of the O'Neill Library.

### Media Center

The Media Center on the second floor of the O'Neill Library houses information in many nonprint formats: videocassettes, DVDs, laserdiscs, compact discs, audiocassettes, LPs, and CD-ROMs. Patrons within the center, in individual carrels, may use all media. Faculty may conduct classes using media in either of our two classrooms. There is a Faculty Preview Room for faculty meeting with small groups or previewing media materials. Loans of videos are restricted to BC faculty.

### New England Library Information Network/OCLC

Through membership in the New England Library Information Network (NELINET), our users have on-line access to publishing, cataloging, and interlibrary loan location information from the data bank of OCLC, Inc., which contains over 50 million bibliographic records from the Library of Congress and other national libraries, and from over 41,000 other libraries worldwide.

Source: University Librarian

## John J. Burns Library of Rare Books and Special Collections

The University's special collections, including the University's Archives, are housed in the magnificently appointed Honorable John J. Burns Library, located in the Bapst Library Building, north entrance. These distinguished and varied collections speak eloquently of the University's commitment to the preservation and dissemination of human knowledge. The Burns Library is home to more than 150,000 volumes, some 15,000,000 manuscripts, and important collections of architectural records, maps, art works, photographs, films, prints, artifacts, and ephemera. These materials are housed in the climate-controlled, secure environment of Burns either because of their rarity or because of their importance as part of a special collection. While treated with special care, these resources are available for use at Burns to all qualified students, faculty, and researchers. Indeed, their use is strongly encouraged, and visitors to Burns are always welcome, either simply to browse or to make use of the collections.

Though its collections cover virtually the entire spectrum of human knowledge, the Burns Library has achieved international recognition in several specific areas of research, most notably: Irish studies; British Catholic authors; Jesuitana; Fine print; Catholic liturgy and life in America, 1925-1975; Boston history; the Caribbean, especially Jamaica; Balkan studies; Nursing; and Congressional archives. It has also won acclaim for significant holdings on American detective fiction, Thomas Merton, Japanese prints, Colonial and early Republic Protestantism, and banking.

Some of the significant collections at Burns include:

- ◆ The Aylesford Press Collection
- ◆ Banking Archives: Hibernia Savings Bank, Union Warren, The Provident Institution for Savings, the Yankee Bank for Finance and Savings, and the Savings Banks Association of Massachusetts
- ◆ Samuel Beckett Collection
- ◆ Hilaire Belloc Collection and Archives, 1870-1953
- ◆ The Honorable Edward Boland Papers
- ◆ Bookbuilders of Boston Archives, 1938-
- ◆ British Catholic Authors
- ◆ Bruce F. Browning Boston Theater Collection
- ◆ Burns, Oates, and Washbourne Collection, 1847-1954
- ◆ The Wallace P. Carroll Papers
- ◆ The Charitable Irish of Boston Collection
- ◆ Gilbert Keith Chesterton Collection, 1874-1936
- ◆ Citywide Coordinating Council Archives, 1975-1978
- ◆ Gerald Chartres Dawe Collection
- ◆ John F. Deane Collection
- ◆ Josephine A. Dolan Collection
- ◆ Theodore Dreiser Collection
- ◆ The Reverend Robert F. Drinan, S.J. Papers
- ◆ East European Collection (Bulgarian and Romanian)
- ◆ Eire Society of Boston Archives
- ◆ Fine Print Collection
- ◆ Flann O'Brien Papers
- ◆ Eric Gill Collection
- ◆ Howard B. Gill Papers

- ◆ Joseph A. Grace's Early Modern English Authors Collection
- ◆ Graham Greene Library and Archive
- ◆ Bobby Hanvey Photographic Negative Archive on Northern Ireland
- ◆ Seamus Heaney Collection
- ◆ The Honorable Margaret Heckler Papers
- ◆ Irish Collection: Books, Manuscripts, Paintings, Sculpture, Photographs, Maps and Ephemera
- ◆ Irish Music Center- including the Frederick Manning Collection of John McCormack
- ◆ Jane Jacobs Collection
- ◆ Janet Wilson James Collection on Women's History
- ◆ Elizabeth Jennings Collection
- ◆ Jesuitana Collection, 1540-1773; 1814 - present
- ◆ David Jones Collection
- ◆ Rita Kelleher Collection on Nursing
- ◆ Brian and June Leeming Collection of Irish Literature
- ◆ Reverend William J. Leonard, S.J. Liturgy and Life Collection, 1925-1975
- ◆ Peter Levi Collection and Papers, 1931-
- ◆ Robert and Patricia Lowery's Collection of Sean O'Casey
- ◆ Reverend Robert J. McEwen, S.J. Collection of Catholic Social Action as embodied in the Modern Consumer Movement
- ◆ Mary and Joseph McNiff Collection of the Stanbrook Abbey Press
- ◆ Thomas Merton Collection
- ◆ Morrisey Collection of Japanese Prints, 18th-19th centuries
- ◆ Arthur Morrissey, M.D., Collection of Haitian Paintings
- ◆ New England Deaconess Hospital Nursing Collection, 1896-1989
- ◆ Nuala Di Dhomhnaill Papers
- ◆ The Honorable Thomas P. O'Neill, Jr. Papers
- ◆ Flann O'Brien Collection
- ◆ Mary L. Pekarski Nursing Archives
- ◆ Pope John XXI Collection of Medical Ethics
- ◆ Salem Divines Collection
- ◆ Pasquale Sconzo Collection of Physics and Astronomy
- ◆ George Bernard Shaw Collection
- ◆ Joseph Coolidge Shaw, S.J., 1821-1851, Collection
- ◆ Rex Stout Collection and Archives
- ◆ Francis Sweeney, S.J. Collection
- ◆ Francis Thompson Collection, 1859-1907
- ◆ Typography and Design
- ◆ University Archives
- ◆ Sr. Madeleine Clemence Vaillot, O.P. Papers
- ◆ Nicholas M. Williams Memorial Collection of Caribbeana
- ◆ William Butler Yeats Collection

The John J. Burns Library is open Monday through Friday, 9:00 a.m. to 5:00 p.m. The Library is closed on all University holidays. Visitors are always welcome and are encouraged to view the permanent exhibition areas of the Library. Guided tours are also available upon request. Patrons using the collections must do so in the Burns Reading Room where specialized reference and copy services are provided. Burns sponsors an active exhibits and lecture series program.

Source: Burns Librarian

## Academic Development Center

The Academic Development Center (ADC) exists to support and enhance all aspects of academic excellence by helping undergraduates, graduate students, and faculty improve learning quality and teaching effectiveness. The ADC, which opened its doors in September 1991, is located on the second floor of O'Neill Library in the Eileen M. and John M. Connors, Jr. Learning Center.

The ADC is a comprehensive, inclusive resource serving all of the University's students and faculty. To address the needs of the great majority of Boston College students, the Center provides tutoring for more than 60 courses, including calculus, statistics, biology, chemistry, nursing, accounting, and classical and foreign languages. In addition, graduate students in English serve as writing tutors. (All ADC tutors are recommended and approved by their relevant academic departments; most are graduate students, juniors, or seniors.)

Tutoring, and all other academic support services, is free of charge to all Boston College students and instructors.

The Center also sponsors seminars, workshops, and discussions for faculty and graduate teaching fellows on strategies for successful teaching and learning. Through these and other activities, the Academic Development Center plays an increasingly important role in enhancing the quality of academic life at Boston College.

Source: Academic Development Center Director

## Academic Development Center Statistics

Academic Year	Hours of Tutoring	Students Tutored	Rated Tutoring "Extremely" or "Very Useful"
1994-95	5,215	2,200	91%
1995-96	6,419	2,000	92%
1996-97	6,162	2,000	92%
1997-98	6,050	1,810	93%
1998-99	6,012	2,120	93%
1999-00	5,800	2,300	93%
2000-01	5,882	2,200	93%
2001-02	5,976	2,150	92%

Source: Academic Development Center Director

## University Archives

Archives are the official non-current papers and records of an institution that are retained permanently for their legal, fiscal, or historical values. The University Archives, a department within the John J. Burns Library, contains the office records and documents of the various University offices, academic and otherwise, copies of all University publications, including student publications, movie footage of Boston College football, some audiovisual materials, and tape recordings of the University Lecture Series and other significant events. A significant collection of photographs documents the pictorial history of Boston College. Alumni, faculty, and Jesuit records are also preserved. In addition, the Archives is the repository for the documents of Newton College of the Sacred Heart (1946-1975) and the documents of the Jesuit Community of Boston College (1863-).

Source: University Archivist

## The Language Laboratory

The Boston College Language Laboratory, serving all the language departments, students of English as a foreign language, and the Boston College community at large, is located in Lyons 313. In addition to its 32 listening/recording stations and teacher console, the facility includes: 15 networked Macintosh workstations, 2 laser printers, a Web server, a materials development workstation, 2 TV/video viewing rooms, 2 individual carrels for TV/videocassette/DVD viewing, and one CD listening station. The Lab's media collection, computer/multimedia software, other audiovisual learning aids, and print materials including mono- and bilingual dictionaries, as well as laboratory manuals for elementary through advanced language courses, directly support and/or supplement the curriculum requirements in international language, literature, and music.

The Lab's collection is designed to assist users in the acquisition and maintenance of aural comprehension, oral and written proficiency, and cultural awareness. Prominent among the Lab's offerings that directly address these goals are international news broadcasts and other television programming available through the Boston College cable television network and made accessible to lab users via EagleNET connections and/or via videotaped off-air recordings. These live or near-live broadcasts from around the world provide a timely resource for linguistic and cultural information in a wide variety of languages.

Students (undergraduate and graduate), faculty, and B.C. community members who wish to use the Language Laboratory facility and its collection will find the Laboratory staff available during the day, in the evening, and on weekends to assist them in the operation of equipment and in the selection of appropriate materials for their course-related or personal language needs. Digitized audio programs from the Lab's collection are also available on the Boston College network 24 hours a day, 7 days a week to students officially enrolled in courses in which these programs have been adopted as curricular material. For more information about the Language Laboratory, please visit its Web site at [www.bc.edu/langlab](http://www.bc.edu/langlab).

Source: Language Laboratory Director



## The McMullen Museum of Art

The Charles S. and Isabella V. McMullen Museum of Art aims to increase understanding of the visual arts, to encourage inquiry, and to enrich learning through the display of a notable permanent collection and special exhibitions of international importance. The Museum occupies two floors of Devlin Hall. Spacious galleries with movable walls provide flexible exhibition spaces that rival venues in larger museums. Begun in the nineteenth century, the University's permanent collection contains notable works that span the history of art from Europe, Asia, and the Americas. Outstanding among them are Gothic and Baroque tapestries, Italian paintings of the sixteenth and seventeenth centuries, American landscape paintings of the nineteenth and early twentieth centuries, and Japanese prints. The collection is displayed on a rotating basis in the Museum's galleries on the ground floor. In keeping with the teaching mission of a university museum, accompanying text explains the significance of each work in its historical context and addresses questions from the current scholarship. The Museum maintains an active special exhibition program, bringing outstanding works from around the world to Chestnut Hill. The Museum organizes public lectures, symposia, workshops, film series, and gallery tours in concert with current exhibitions. Web site: [www.bc.edu/artmuseum](http://www.bc.edu/artmuseum)

Source: McMullen Museum of Art

## Information Technology

Information Technology manages Boston College's computing, communications, and electronic information resources, and working with key constituencies throughout the university, provides the leadership to shape future technology plans and strategies to meet the mission and goals of the University. The highly integrated Boston College campus technology environment provides voice, data, and cable television connections to classrooms, offices, and residence hall rooms. IT staff work to keep up with rapidly changing applications and technology infrastructure, providing faculty, staff and students with the tools and technologies needed to compete and succeed. Entering the new century, Boston College users gained access to a new wireless network and Virtual Private Networking (VPN), enabling users to choose where and when they access campus computing services. As the development of Web-enabled services matures, BC continues providing new Web-based online services, such as enhanced email services, and personal information management options.

## Telephone Infrastructure

	1997-98	1998-99	1999-00	2000-01	2001-02
<b>Telephone System</b>					
Number of Sites Supported*	10	10	10	11	12
Number of Switch Locations	10	10	10	11	12
<b>Service Through the PBX Switches</b>					
Faculty/Staff Voice Lines	5,911	6,398	6,495	6,638	6,761
Student Voice Lines	7,020	7,193	7,267	7,495	7,616
Remote Call Forwarded Lines**	4,283	4,127	4,396	6,834	7,296
Incoming Lines (Bell Atlantic)	336	336	380	308	308
Outgoing Lines	500	500	500	499	499
Modem Pool Lines (Operating at 56kb)	144	144	144	184	184
Remote Site Tie Lines	54	54	72	94	188

\* The twelve current sites are: Main Campus, Newton Campus, St. Clement's Hall, Weston Observatory, 1280 Boylston St. Newton, New York offices, 1380 Soldiers Field Road, and the four Social Work satellite campuses (Springfield, MA; Paxton, MA; Plymouth, MA; and Portland, ME).

\*\* These lines are associated with a Voicemail box and do not have a physical telephone set.

Note: All statistics are reported as of the end of the fiscal year indicated.

Source: Information Technology, Network Services

## Student Learning and Support Center

The Student Learning and Support Center (SLSC) assists students in accessing computing resources on campus and hosts a student computer lab. Currently, the computer lab has 137 Pentium 4 Dell PCs and 29 eMac G4s and 19 G4s running OSX (10.2 Jaguar). In addition to the workstations, the facility has 5 color scanners, 2 music stations, 8 high speed laser printers, 6 laptop docks, a disk vending machine, a typewriter, notary services, resume printing, print-only stations and training classes for students in PhotoShop, HTML, Dreamweaver, Flash, Excel, etc. The SLSC is also home to the Student Help Desk (552-Help) offering software troubleshooting and virus assistance. Users also find fast connection to the internet. For more information see the SLSC Web page at: [www.bc.edu/slsc](http://www.bc.edu/slsc).

Source: Information Technology

## Student Learning and Support Center Statistics

User Visits	1999-00	2000-01	2001-02
Sept	48,258	38,965	35,000
Oct	42,206	42,428	46,153
Nov	44,704	37,649	38,094
Dec	30,673	18,783	33,026
Jan	19,165	21,976	22,000
Feb	40,337	40,409	36,717
Mar	39,938	36,311	27,987
Apr	47,978	31,913	53,568
May	24,265	19,981	17,854
Jun	11,329	8,168	5,855
Jul	10,748	10,533	8,228
Aug	8,367	7,427	5,940
	<b>367,968</b>	<b>314,543</b>	<b>330,422</b>

Total Pages Printed, July 1999 - June 2000 ..... 4,196,569

Total Pages Printed, July 2000 - June 2001 ..... 4,677,530

Total Pages Printed, July 2001 - June 2002 ..... 6,418,016

Source: Information Technology



## Computer Network Elements

	1997-98	1999-00	2000-01	2001-02
<b>Computer Networking "Actives"</b>				
Number of remote campuses supported for data	4	5	6	6
Total number of registered TCP/IP nodes	11,772	11,844	13,000	13,125
Number of servers running at 100 megabytes per second	52	93	150	200
Number of "Switched" 10/100 ethernet ports	1,032	11,300	12,000	16,950
Number of "Shared" 10 megabyte ethernet ports	13,153	6,900	6,200	1,250
Number of "Building to Backbone" links at 10 megabytes per second	95	50	15	0
Number of "Building to Backbone" links at 100 megabytes per second	2	51	13	10
Number of "Building to Backbone" links at 1000 megabytes per second	1	1	26	88
Total bandwidth of Internet I link (in megabytes per second)	4.5	45	45	45
Total Bandwidth of Internet II	n/a	n/a	155M	155M
Total bandwidth of campus backbone	200M	200M	2 Gigabit	Multi-gigabit
Teleconferencing locations	7	10	10	10
<b>Computer Network Infrastructure</b>				
Investment in infrastructure (cumulative)				
Voice, data, video, active electronics & equipment	\$30,000,000	\$30,925,000	\$32,000,000	\$35,200,000
Cable plant, racks, patch panels, frames, etc.	\$10,000,000	\$10,250,000	\$10,450,000	\$11,495,000
Network Plant				
Total number of network rooms supported	380	390	397	405
Total number of information outlets supported	80,000	81,000	81,650	83,000
Interior fiber optic cable installed (in miles)	6	7	7.5	8.5
Exterior fiber optic cable installed (in miles)	12	14	16	18
Interior station cabling installed (in miles)	250	280	300	400
Exterior copper cabling installed (in miles)	40	41	43	44
Cable Television Plant				
CATV Headend Rooms	1	1	1	1
CATV Satellite Distribution Center	1	1	1	1
CATV drops - active	7,500	7,723	7,723	7,983

Source: Information Technology

## Total Successful Page Deliveries by WWW.BC.EDU Web Server by Month

	1995-96	1996-97	1997-98	1998-99	1999-00	2000-01	2001-02
June	27,935	190,137	279,542	1,002,994	*	2,392,541	2,039,660
July	45,192	238,233	404,894	946,299	*	2,527,185	3,808,216
August	63,210	237,030	526,562	1,118,492	*	3,065,535	3,784,256
September	121,976	451,695	938,357	1,207,177	*	5,285,181	5,516,599
October	146,576	508,895	1,013,426	1,607,353	*	5,114,635	5,256,673
November	135,112	506,962	935,703	1,692,974	*	4,363,571	5,730,428
December	106,097	367,231	757,960	1,430,245	*	3,853,523	4,598,432
January	141,290	*	817,031	1,601,388	2,967,437	4,101,982	5,968,718
February	186,043	768,969	1,061,693	2,014,961	3,605,414	4,136,356	6,327,405
March	190,674	924,787	1,245,231	2,100,228	3,611,981	4,830,946	5,918,802
April	203,636	736,529	1,512,718	2,201,534	3,421,388	4,840,545	6,700,884
May	183,106	431,943	1,069,806	1,758,244	*	*	5,183,978
<b>Total</b>	<b>1,550,847</b>	<b>5,362,411</b>	<b>10,562,923</b>	<b>18,681,889</b>	<b>13,606,220</b>	<b>44,512,000</b>	<b>60,834,051</b>

Note: A page view is the transfer of one html page to one requesting computer. Many pages require the transfer of several additional graphics files. These additional files are not counted in these totals.

\* Data is incomplete or unavailable for this period.

Source: Information Technology

# RESEARCH & SPONSORED PROJECTS

**PHOTO**

## Highlights of Sponsored Activities, 2001-2002

A total of 256 proposals were submitted in FY2002. The amount of funding requested for the total project period for these proposals was \$149,984,138.

In FY2001, a record was set for the dollar amount of award obligations received. There were 282 sponsored project award obligations made in FY2002 for a total of \$39,642,198. The total amount of award obligations received in FY2002 was approximately 10% higher than those received in FY2001. This is an indication of the continued success of Boston College faculty.

Overall, there remains a general upward trend in sponsored project activities at Boston College. There is a greater number of faculty working with the Office for Sponsored Programs to secure external funding from both Federal and non-Federal sponsors.

Source: Office of Sponsored Programs

## Summary of Sponsored Project Awards, 2001-2002

Number of Awards		Award Total	Number of Awards		Award Total
Associate Vice President for Research	2	\$ 3,235,469	School of Education	23	2,842,716
Biology	24	3,111,080	Campus School	8	2,556,934
Chemistry	40	5,782,986	CSTEPP	12	1,478,245
Computer Science	1	65,800	TIMSS	16	3,871,354
Economics	4	216,190	Law School	7	170,856
Fine Arts	5	129,000	School of Management	7	549,640
Geology and Geophysics*	9	464,772	School of Nursing	16	1,280,714
History	1	18,000	Graduate School of Social Work	13	667,655
Institute for Scientific Research	34	4,570,284	Center for Corporate Citizenship	3	839,350
Mathematics	4	163,132	Center for Child, Family &		
Philosophy	1	61,359	Community Partnerships	12	640,702
Physics	15	4,307,287	Center for Religion & American Public Life	3	152,559
Political Science	5	317,651	Center for Work and Family	1	33,500
Psychology	3	342,439	Irish Institute	3	818,232
Romance Languages	1	1,200	Learning to Learn	2	223,778
Sociology	4	115,451	Social Welfare Research Institute	1	444,585
Theology	1	70,000	Other	1	99,278
			<b>TOTAL</b>	<b>282</b>	<b>\$ 39,642,198</b>

\*Includes Weston Observatory.

Source: Office of Sponsored Programs

## Sponsored Projects\*

### Source and Application of Funding (Thousands of Dollars)

	1998	1999	2000	2001	2002
<b>Source</b>					
Government:					
Federal	\$ 20,182	\$ 22,760	\$ 25,449	\$ 28,677	\$ 31,513
State	1,415	1,326	1,908	1,858	2,060
Local	1,913	2,005	3,118	2,741	2,333
Corporations & Foundations	2,603	4,592	5,895	6,184	7,144
<b>Total</b>	<b>\$26,113</b>	<b>\$30,683</b>	<b>\$36,370</b>	<b>\$39,460</b>	<b>\$43,050</b>
<b>Application</b>					
Sponsored Research	\$ 14,608	\$ 18,700	\$ 22,860	\$ 23,796	\$26,296
Other Sponsored Programs	4,961	5,112	6,240	8,234	8,675
Student Aid	6,544	6,871	7,270	7,430	8,079
<b>Total</b>	<b>\$26,113</b>	<b>\$30,683</b>	<b>\$36,370</b>	<b>\$39,460</b>	<b>\$43,050</b>

\* The amounts represent actual accounted expenditures (including Pell Grants) for the referenced fiscal year.

Source: Office of the Controller

## Sponsored Projects by Department

### Total Accounted Expense (Thousands of Dollars)

	1992-93	1993-94	1994-95	1995-96	1996-97	1997-98	1998-99	1999-00	2000-01	2001-02
College of Arts & Sciences	97	60	56	194	192	142	52	15	-	-
Initiatives on Aging	-	-	-	-	-	-	-	-	-	609
International Programs	-	-	-	-	-	-	-	65	71	26
Biology	551	751	937	1,085	1,330	1,295	1,170	1,477	1,682	2,087
Chemistry	2,185	2,612	3,193	3,353	3,270	3,350	4,642	4,429	4,950	5,553
Geology & Geophysics <sup>1</sup>	536	516	390	603	497	538	468	384	480	611
Mathematics Department and Institute	246	674	679	710	691	404	152	287	257	319
Physics	210	147	165	180	184	337	636	1,612	1,425	1,704
Fine Arts	-	10	2	-	8	24	94	32	83	92
McMullen Art Museum	-	-	58	46	-	-	48	38	6	4
Theology	241	362	223	240	309	370	243	222	123	97
Economics	108	168	97	269	341	336	233	109	115	93
History	69	43	19	1	-	92	89	70	54	71
Political Science	55	37	61	47	1	151	116	214	268	270
Psychology	157	146	250	201	216	356	283	350	511	449
Sociology	4	28	51	49	95	192	246	214	28	82
Lynch School of Education	2,102	1,941	2,348	2,675	2,969	2,676	3,297	3,902	3,962	3,500
TIMSS International Study Center	-	-	-	-	-	-	-	5,186	5,299	4,154
Law School	96	176	369	282	276	201	131	342	349	434
Carroll School of Management	512	535	521	511	481	481	688	1,617	2,375	2,563
Irish Institute	-	-	-	-	-	475	920	741	589	774
School of Nursing	256	372	375	441	444	521	554	518	396	813
Graduate School of Social Work	450	473	365	229	305	402	310	561	553	856
Center for Corporate Citizenship	26	90	26	2	33	45	199	212	88	90
Center for Work and Family	-	-	-	-	36	269	301	308	693	57
Boisi Center for Religion and American Public Life	-	-	-	-	-	-	-	-	125	108
Social Welfare Research Inst.	169	115	123	141	178	173	155	171	261	275
O'Neill Library	12	25	732	1,029	268	28	3	-	-	-
Center for Testing	1,192	1,237	2,655	2,819	2,613	3,274	4,715	1,112	2,584	3,210
Student Aid	5,446	5,324	5,513	5,672	5,863	6,544	6,871	7,270	7,430	8,051
Center for Ignatian Spirituality	-	-	-	-	-	-	-	33	16	1
Mission & Ministry	-	-	-	-	-	-	-	-	78	635
Institute for Scientific Research	4,247	3,723	2,981	3,206	3,421	3,182	3,417	3,999	4,048	4,771
Center for Child, Family, & Community Partnerships	-	-	-	-	-	-	397	618	339	369
Learning to Learn	143	151	150	141	142	152	161	177	184	229
Athletics	62	71	78	66	65	65	62	71	-	-
Other <sup>2</sup>	115	42	46	124	95	38	30	14	38	93
<b>Total</b>	<b>19,287</b>	<b>19,829</b>	<b>22,463</b>	<b>24,316</b>	<b>24,323</b>	<b>26,113</b>	<b>30,683</b>	<b>36,370</b>	<b>39,460</b>	<b>43,050</b>

<sup>1</sup> Includes Weston Observatory

<sup>2</sup> Other includes Philosophy, Music, Black Studies, Romance Languages, Slavic/Eastern Languages, IRE/Pastoral Ministry, Burns Library, Student Development, Human Resources, Jesuit Institute, AVP-Dean of Faculties.

Source: Office of the Controller

## Number and Dollar Amount of Sponsored Project Awards Received By Department (Dollars in Thousands)

	1992-93		1993-94		1994-95		1995-96		1996-97		1997-98		1998-99		1999-00		2000-01		2001-02	
	#	\$	#	\$	#	\$	#	\$	#	\$	#	\$	#	\$	#	\$	#	\$	#	\$
Assoc. VP-Research	-	-	-	-	-	-	-	-	-	-	-	-	-	-	2	1,717	1	1,779	2	3,235
Biology	9	572	10	1,084	12	923	15	1,274	16	1,395	12	1,109	17	2,047	16	1,453	17	1,947	24	3,111
Chemistry	30	2,439	33	3,232	34	3,255	35	3,369	38	3,769	46	4,376	40	4,027	52	4,746	45.5	6,323	40	5,783
Computer Science	-	-	-	-	-	-	-	-	-	-	-	-	2	283	-	-	1	63	1	66
Economics	3	83	2	75	8	253	6	348	5	372	2	266	4	158	3	147	1	64	4	216
English	-	-	-	-	-	-	-	-	-	-	-	-	-	-	-	-	-	-	-	-
Fine Arts	-	-	2	25	3	57	2	38	1	20	1	10	4	193	3	40	6	94	5	129
Geology/Geophysics <sup>1</sup>	8	482	7	530	5	805	5	433	4	239	8	467	10	461	9	469	6.5	573	9	465
Grad. School of A&S	-	-	1	50	2	52	3	75	1	48	1	41	1	25	1	25	-	-	-	-
History	-	-	2	63	1	2	-	-	-	-	3	161	-	-	1	150	3	56	1	18
IREPM <sup>2</sup>	-	-	-	-	-	-	-	-	-	-	1	28	-	-	1	7	-	-	-	-
Inst. for Scien. Research	14	3,935	14	3,409	15	2,926	16	3,786	13	3,510	17	3,062	15	3,587	15	4,489	42	4,893	34	4,570
Mathematics <sup>3</sup>	2	47	2	788	2	793	1	737	2	69	3	174	5	246	4	356	5	275	4	163
Music	-	-	-	-	-	-	-	-	1	50	-	-	-	-	-	-	-	-	-	-
Philosophy	-	-	1	90	-	-	2	45	1	30	-	-	1	17	-	-	-	-	1	61
Physics	7	127	4	170	4	216	3	173	10	323	11	366	18	1,234	25	1,807	21	1,393	15	4,307
Political Science	2	31	1	35	3	89	2	32	3	107	6	152	10	281	4	144	6	303	5	62
Psychology	4	177	6	203	7	232	8	265	5	193	5	448	8	441	5	121	9	542	3	342
Romance Languages	-	-	1	4	-	-	-	-	-	-	-	-	1	1	-	-	1	2	1	1
Slavic/Eastern Languages	-	-	-	-	-	-	1	40	1	4	2	33	1	12	-	-	-	-	-	-
Sociology	-	-	2	147	-	-	1	5	5	163	6	283	4	238	3	44	1	38	4	115
SWRI <sup>4</sup>	2	133	1	109	2	92	2	153	2	233	2	367	1	100	2	270	-	-	1	445
Theology	2	287	6	385	2	341	2	325	4	324	4	343	4	226	3	125	2	120	1	70
School of Education	12	794	11	642	17	1,172	18	816	27	1,281	26	1,431	29.5	2,398	38	3,691	33	2,705	23	2,843
Campus School	4	1,421	5	1,456	5	1,519	4	1,804	5	1,874	6	1,816	5	2,045	9	2,174	6	2,442	8	2,557
CSTECP <sup>5</sup>	9	1,204	7	2,333	4	2,977	9	2,278	11	2,920	1	4,974	28	6,451	12	702	12	2,313	12	1,478
TIMSS <sup>6</sup>	-	-	-	-	-	-	-	-	-	-	-	-	-	-	24	5,167	20	3,635	16	3,871
Law School	-	-	2	252	3	334	4	379	2	77	3	51	3	172	5	303	3.5	222	7	171
School of Management	3	486	5	557	4	533	2	451	5	492	4	552	6	1,874	9	694	17	1,038	7	550
School of Nursing	10	340	10	342	9	374	12	559	11	498	12	513	12	445	10	306	13	768	16	1,281
Grad. Schl. of Social Work	6	501	7	292	9	299	6	326	11	720	8	149	7.5	199	16	793	12	1,045	13	668
CCFCP <sup>7</sup>	-	-	-	-	-	-	-	-	1	159	1	100	7	1,542	1	410	16	198	12	641
BCRAPL <sup>8</sup>	-	-	-	-	-	-	-	-	-	-	-	-	-	2	297	1	40	3	153	
CCCR <sup>9</sup>	-	-	3	41	-	-	-	-	-	-	-	-	3	570	-	-	-	-	3	839
Center for Work & Family	-	-	-	-	-	-	-	-	2	86	13	452	6	199	4	398	4	72	1	34
Irish Institute	-	-	-	-	-	-	-	-	-	-	2	1,100	2	1,100	2	220	3	685	3	818
Learning to Learn	-	-	-	-	-	-	-	-	1	175	-	-	1	189	2	198	21	201	2	224
Other	104	426	4	220	5	2,239	6	335	2	69	3	248	2	135	-	-	2.5	2,092	1	99
<b>Total</b>	<b>137</b>	<b>\$13,487</b>	<b>149</b>	<b>\$16,531</b>	<b>156</b>	<b>\$19,480</b>	<b>165</b>	<b>\$18,046</b>	<b>190</b>	<b>\$19,202</b>	<b>224</b>	<b>\$23,069</b>	<b>258</b>	<b>\$30,894</b>	<b>283</b>	<b>\$31,467</b>	<b>312</b>	<b>\$35,940</b>	<b>282</b>	<b>\$39,642</b>

<sup>1</sup> Includes Weston Observatory.<sup>2</sup> The Institute of Religious Education and Pastoral Ministry (IREPM).<sup>3</sup> Includes the Mathematics Institute.<sup>4</sup> The Social Welfare Research Institute (SWRI).<sup>5</sup> The Center for the Study of Testing, Evaluation, and Educational Policy (CSTECP).<sup>6</sup> TIMSS International Study Center (TIMSS).<sup>7</sup> The Center for Child, Family, and Community Partnerships (CCFCP).<sup>8</sup> The Boisi Center for Religion & American Public Life (BCRAPL).<sup>9</sup> The Center for Corporate Community Relations (CCCR).

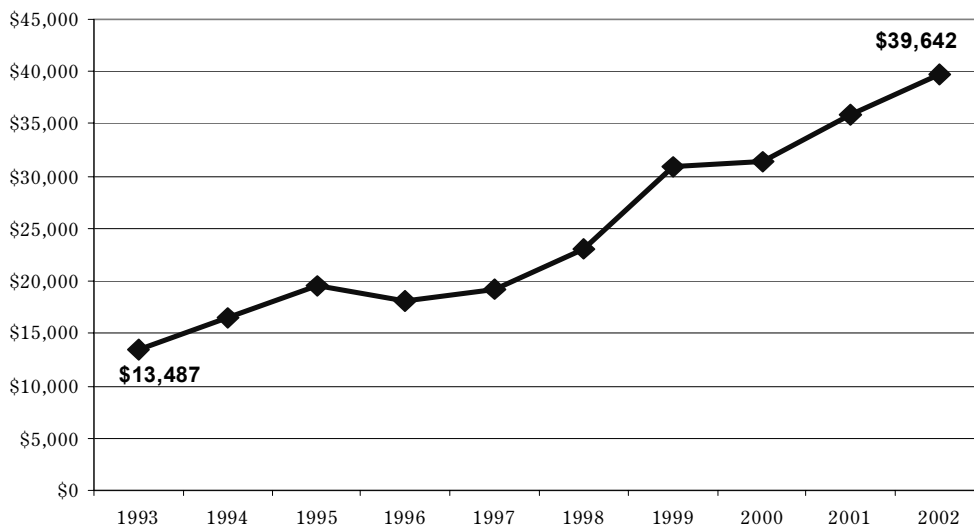
Note: Student aid funds managed by the Financial Aid Office are *not* included in this table. (They *are* included in other tables in this section provided by the Controller's Office.) In some cases dollar amounts in columns may not add to the column total due to rounding.

Source: Office of Sponsored Programs

## Sponsored Project Awards Received

Fiscal Year 1992-1993 through 2001-2002 (Dollars in Thousands)

**Growth in Sponsored Project Awards Received**  
**Fiscal Year 1992-1993 through 2001-2002**  
 (Dollars in Thousands)



Note: Student aid funds managed by the Financial Aid Office are *not* included in this chart.

**The dollar amount of Sponsored Project Awards at Boston College increased by 194% between 1993 and 2002.**

## Number of Sponsored Project Proposals Submitted By Department

	1992-93	1993-94	1994-95	1995-96	1996-97	1997-98	1998-99	1999-00	2000-01	2001-02
College of Arts & Sciences	-	-	1	1	-	-	1	1	1	-
Assoc. VP for Research	-	-	-	-	-	-	1	1	7	6
Biology	23	23	26	21	31	31	34	20	20	25
Black Studies	-	-	2	-	-	-	-	-	-	-
Chemistry	36	35	39	47	57	48	46	46	41	38
Classical Studies	-	-	-	-	-	-	-	-	1	-
Communications	-	-	-	-	-	-	-	-	1	1
Computer Science	-	-	-	-	-	6	-	3	4	1
Economics	3	7	10	8	7	5	9	2	1	2
English	-	1	-	-	1	1	-	1	1	-
Fine Arts	5	4	4	4	2	3	2	8	19	4
Geology/Geophysics <sup>1</sup>	15	14	12	13	12	21	21	19	14	8
Germanic Studies	-	-	-	-	1	-	-	-	-	1
Graduate School of A&S	-	-	2	-	-	2	1	1	-	1
History	2	5	3	1	3	3	1	1	1	2
Honors Program	-	-	-	1	-	-	-	-	1	1
Inst. for Scien. Research	11	7	13	10	12	4	10	6	23	7
Mathematics <sup>2</sup>	2	3	3	3	2	7	7	1	9	8
Mission and Ministry	-	-	-	-	-	-	-	-	1	-
Music	-	-	-	-	-	-	-	1	1	-
Philosophy	1	-	1	3	1	-	1	-	1	-
Physics	7	10	5	7	22	12	26	28	28	26
Political Science	-	1	1	3	3	7	8	4	7	4
Psychology	8	17	14	6	8	13	10	16	18	9
Romance Languages	-	3	-	-	-	-	1	1	1	1
Slavic/Eastern Languages	-	-	-	2	3	2	5	5	1	-
Sociology	6	4	6	5	8	6	7	6	-	6
SWRI <sup>3</sup>	3	2	1	3	2	1	1	2	-	1
Theology	1	5	1	2	2	1	2	2	2	2
School of Education	16	20	33	31	43	36	42	27	27	21
Campus School	3	5	8	5	4	5	5	5	5	6
CSTECP <sup>4</sup>	7	7	6	13	13	23	21	25	14	11
TIMSS <sup>5</sup>	-	-	-	-	-	-	-	-	6	8
Law School	3	3	5	2	3	3	5	5	3	7
School of Management	5	5	4	1	9	3	6	4	4	4
School of Nursing	27	14	18	21	16	12	18	16	18	11
Grad. Schl. of Social Work	12	10	7	15	12	13	8	11	14	12
CCFCP <sup>6</sup>	-	-	-	-	1	1	13	10	20	17
CCC <sup>7</sup>	-	1	-	1	1	3	2	-	4	1
Center for Ignatian Spirituality	-	-	-	-	-	-	-	1	-	-
BCRAPL <sup>8</sup>	-	-	-	-	-	-	-	3	2	4
Center for Work & Family	-	-	-	-	5	12	5	2	5	1
International Programs	-	1	-	-	-	-	-	-	-	-
Irish Institute	-	-	-	-	-	1	2	4	2	2
Jesuit Institute	-	1	-	-	1	-	-	-	-	-
Learning to Learn	-	1	1	1	1	1	-	1	1	-
Other	9	3	3	1	2	5	4	3	1	-
<b>Total</b>	<b>205</b>	<b>212</b>	<b>229</b>	<b>231</b>	<b>288</b>	<b>291</b>	<b>326</b>	<b>292</b>	<b>329</b>	<b>256</b>

<sup>1</sup> Includes Weston Observatory<sup>2</sup> Includes the Mathematics Institute<sup>3</sup> The Social Welfare Research Institute (SWRI)<sup>4</sup> The Center for the Study of Testing, Evaluation, and Educational Policy (CSTECP)<sup>5</sup> Trends in International Mathematics and Science Study (TIMSS)<sup>6</sup> The Center for Child, Family, and Community Partnerships (CCFCP)<sup>7</sup> The Center for Corporate Citizenship (CCC)<sup>8</sup> The Boisi Center for Religion and American Public Life (BCRAPL)

Source: Office of Sponsored Programs



## Selected Sponsored Project Awards 2001-2002

Title	Source of Funding	Amount
<b>Biology Department</b> Nuclear Import Pathways for HPV Macromolecules	National Institutes of Health	\$246,810
<b>Chemistry Department</b> A Molecular Motor New Carbon-Rich Compounds with Unusual Structures and Properties	National Institutes of Health National Science Foundation	\$310,170 \$205,700
<b>Economics</b> Topics in Factor Analysis of Large Dimensions	National Science Foundation	\$71,404
<b>Geology and Geophysics Department</b> The Impact of CO <sub>2</sub> Fertilization on Soil Carbon Storage Below a Forest	U.S. Department of Agriculture	\$99,903
<b>Institute for Scientific Research</b> Comprehensive Studies of the Dynamic Space Environment	U.S. Air Force	\$752,426
<b>Law School</b> Juvenile Rights Advocacy Project/Girls Justice Initiative	Annie E. Casey Foundation	\$91,714
<b>Mathematics</b> Professional Development/Teaching Coaching	Raytheon Company	\$100,000
<b>Physics Department</b> Research Laboratory in Novel Electronic Materials and High Temperature Superconductivity	U.S. Department of Energy	\$1,918,000
<b>Political Science</b> Institute for the Study of Politics and Religion	The Lynde and Harry Bradley Foundation	\$100,000
<b>Psychology Department</b> The Role of Culture and Economics in the Consumption of Bushmeat	National Science Foundation	\$154,659
<b>School of Education</b> Culturally Meaningful Adventure Stories The Relationship among District Level Support, Classroom Use and Student Outcomes	National Science Foundation U.S. Department of Education	\$333,238 \$655,285
<b>School of Management/Center for Corporate Citizenship</b> Transforming Corporate Involvement with Low Income Individuals	Ford Foundation	\$500,000
<b>School of Nursing</b> Efficacy of Non-Drug Protocols to Aid Sleep in Dementia	National Institute on Aging	\$153,000
<b>School of Social Work</b> Cash and Counseling Demonstration and Evaluation	Univ. of Maryland/Robert Wood Johnson Foundation	\$184,968
<b>Center for Religion and American Public Life</b> Moral and Normative Aspects of School Choice	Smith Richardson Foundation	\$122,679
<b>Social Welfare Research Institute</b> Millionaires and the Millennium: The Emerging Material and Spiritual Determinants of Charitable Giving by Wealth Holders	Lilly Endowment, Inc.	\$174,585

## University Research Institutes and Centers

### Center for Child, Family, and Community Partnerships

The Center for Child, Family and Community Partnerships is an "outreach scholarship" program that fosters collaboration among Boston College faculty and students, and community leaders in health care, social service, economic development, and education. The goal of the participants is to create stronger, healthier, and more economically sound communities. The Center offers technical assistance, program evaluation, needs assessment, training, and consultation to community organizations. Web site: <http://www.csteep.bc.edu/cfcfp/>

### Center for Corporate Citizenship at Boston College

The Center for Corporate Citizenship is the leading organization helping corporations define their role in the community. Part of Boston College's Carroll School of Management, the Center provides leadership in establishing corporate citizenship as a business essential, so all companies act as economic and social assets to the communities they impact by integrating social interests with other core business objectives. The Center offers research and development on corporate citizenship; publications that include an on-line newsletter, research reports, and white papers; executive education programs, including on-site and custom programs and a Certificate program in corporate community relations; convenings including the annual International Corporate Citizenship Conference, workshops, roundtables, and regional meetings; consulting to help companies develop and implement strategic citizenship plans; a corporate membership program; a website that provides an on-line meeting place for the corporate citizenship community. Web site: <http://www.bc.edu/corporatecitizenship>

### Center for East Europe, Russia, and Asia

The Center's programs encourage faculty and students to participate in interdepartmental endeavors on both the graduate and undergraduate levels. Participating faculty come from the Departments of Fine Arts, History, Philosophy, Political Science, Slavic and Eastern Languages, and Theology and offer over eighty academic courses connected with the study of the culture, history, and political life of East Europe, Russia, the Balkans, and Central Asia.

### Center for Ignatian Spirituality

The Center for Ignatian Spirituality is a university operation that offers faculty and staff a resource to carry on the needed dialogue between the values that constitute Boston College and the pluralism that characterizes our contemporary culture. The Center initiates its own programs, inviting faculty and staff to pursue a particular topic; gives support to the Ignatian Society, a student group committed to integrating Ignatian spirituality into the lives of its members and offering other students opportunities to do the same; sponsors retreats and reflection opportunities for faculty and staff; and has a wide range of national and international commitments to other institutions in their efforts to integrate Ignatian spirituality into their educational endeavors. Web site: <http://www.bc.edu/igspirit>

### Center for International Higher Education

Established in 1995 and housed in the Lynch School of Education, the Center for International Higher Education (CIHE) is a research and service agency providing information, publications and a sense of community to colleges and universities worldwide. The main focus of the Center is on academic institutions in the Jesuit tradition, but other universities receive its publications and are part of an informal network. There is a special concern with the needs of academic institutions in the developing countries of the Third World. Web site: [http://www.bc.edu/bc\\_org/avp/soe/cihe](http://www.bc.edu/bc_org/avp/soe/cihe)

### Center for Nursing Research

The CNR's central purpose is to serve as an institutional resource for faculty and students in the School of Nursing, the Boston College community, and the greater Boston nursing and health care community. Three interrelated but separate goals support the purpose of the CNR: (1) to strengthen the research productivity of faculty in the School of Nursing, (2) to increase intradisciplinary and interdisciplinary research and scholarship, and (3) to communicate research findings to facilitate research utilization in nursing practice and in educational settings. The Center serves as a repository for the Cathy J. Malek Research Collection as well as books and other materials related to quantitative and qualitative research methods, data analysis, grant-seeking and grant-writing. Web site: [http://www.bc.edu/bc\\_org/avp/son/ctrnrsresearch/nsgrsearch.html](http://www.bc.edu/bc_org/avp/son/ctrnrsresearch/nsgrsearch.html)

### Center for Retirement Research

The Center for Retirement Research at Boston College was established through a 5-year \$5.25 million grant from the Social Security Administration in 1998. The goals of the Center are to promote research on retirement issues, to transmit new findings to the policy community and the public, to help train new scholars, and to broaden access to valuable data sources. The Center is the headquarters for researchers and experts in affiliated institutions including MIT, Syracuse University, the Brookings Institution, the Urban Institute, and the National Academy of Social Insurance. The Center is structured around a research team of interdisciplinary backgrounds in actuarial science, demography, economics, economic history, finance, political science, sociology and social work, and possesses a breadth of knowledge on retirement issues and institutions virtually unmatched in the field. As the nation confronts the myriad issues surrounding how best to ensure adequate retirement income for an aging population, the Center's researchers and experts explore possible policy changes related to Social Security, private pensions, and other sources of retirement income. Web site: <http://www.bc.edu/crr>

### Center for the Study of Testing, Evaluation, and Educational Policy (CSTEETP)

CSTEETP is an educational research organization located in the Lynch School of Education. Since its inception in 1980, CSTEETP has conducted international comparative research on educational achievement and testing, evaluation and public policy studies to improve school assessment practices. CSTEETP researchers work on both small and large scales - individual schools, districts, and states - to advance educational testing practices and policies and to improve the quality and fairness of education. The Scanning Services Center (SSC) at CSTEETP serves the needs of the Boston College community. It provides scanning services for departments and individuals, including scanning for course evaluations, course tests, and research surveys. CSTEETP also administers national examinations, specifically the Miller Analogies Test (MAT), Graduate Record Examination (GRE) subject tests, Medical College Admission Test (MCAT) and Professional Examination Program Tests. Web site: <http://www.csteep.bc.edu>

### Center for Work and Family

The Boston College Center for Work and Family is a research organization within the Carroll School of Management that promotes employer responsiveness to families. The Center's guiding vision is to serve as the bridge linking the academic research community to the workplace. To gain increased understanding of the challenges faced by both employees and employers in meeting the goals of the individual and the enterprise, the Center conducts basic and applied research studies and analyzes secondary information sources. The Center's initiatives fall into three broad categories: research, employer partnerships, and information services. Web site: <http://www.bc.edu/cwf>

### International Study Center

The International Study Center at the Lynch School of Education is dedicated to conducting comparative studies in educational achievement. Principally, it serves as the center for international studies in mathematics, science, and reading—the Trends in International Mathematics and Science Study (TIMSS) and the Progress in International Reading Literacy Study (PIRLS). Web site: <http://isc.bc.edu/>

### Institute of Medieval Philosophy and Theology

The Institute is a center that unites the teaching and research efforts of the faculty members in the Philosophy and Theology Departments who specialize in medieval philosophy and theology. Doctoral degrees are awarded in the Theology or Philosophy departments and students matriculate in one of these two departments. The focus of the Institute is on the relationship between medieval philosophy and theology and modern continental philosophy and theology.

### Institute for Scientific Research

The Institute for Scientific Research (ISR), established in 1954, boasts a highly proficient team of research scientists, engineers, mathematicians, and computer scientists. Over the course of its history, the Institute has utilized a diversity of knowledge to develop highly sophisticated techniques for analyzing raw scientific and engineering data and presenting it in meaningful and useful ways. Using state-of-the-art analytical tools and technology including computer-generated modeling, the Institute is a forerunner in scientific data analysis and interpretation

using statistical data analysis, digital signal processing and image processing; mathematical signal modeling; animated visualization of real and simulated data; the manipulation and interpretation of scientific images; and the design of specialized databases, data management techniques and interactive scientific software.

Web site: <http://www.bc.edu/isr>

### **Institute for the Study and Promotion of Race and Culture**

The Institute for the Study and Promotion of Race and Culture (ISPRC) was founded in 2000 at Boston College, under the direction of Dr. Janet E. Helms, to promote the assets and address the societal conflicts associated with race or culture in theory and research, mental health practice, education, business, and society at large. The ISPRC attempts to solicit, design, and disseminate effective interventions with a proactive, pragmatic focus. Each year the Institute will address a racial or cultural issue that could benefit from a pragmatic scholarly focus through its Diversity Challenge conference.

Web site: <http://www.bc.edu/isprc>

### **Irish Institute**

The Irish Institute at Boston College was established by the University in 1992 and utilizes cross-campus resources to create and provide programs in areas such as business, government and education. We believe that this mission—and the personal, educational, and corporate exchanges it facilitates—serves to promote a more lasting peace on the island of Ireland and can provide models for the delivery of good government that can be applied to many regions around the world. The Irish Institute currently offers programs in education, business management, and political leadership. In recent years, the Institute has applied its programming models, and expertise with the problems confronting divided societies, to embrace participants from the Middle East and North Africa.

Web site: <http://www.bc.edu/irishinstitute>

### **Jesuit Institute**

The Jesuit Institute was established in 1988 to contribute towards the response to the question of identity. The Institute, initially funded by the Jesuit Community at Boston College, is not an additional or separate academic program. It is rather a research institute which works in cooperation with existing schools, programs and faculties, primarily but not exclusively, at Boston College. Within an atmosphere of complete academic freedom essential to a university, the Institute engages positively in the intellectual exchange that constitutes the University. Its overarching purpose is to foster research and collaborate interchange upon those issues that emerge at the intersection of faith and culture. Through its programs, the Institute does this in two ways: by supporting the exploration of those religious and ethical questions raised by this intersection and by supporting the presence of scholars committed to these questions.

Web site: [http://www.bc.edu/bc\\_org/avp/acavp/jesin/](http://www.bc.edu/bc_org/avp/acavp/jesin/)

### **Lonergan Center**

Studies related to the work of the Jesuit theologian and philosopher Bernard Lonergan (1904-1984) are fostered and advanced in the Lonergan Center at Boston College. Inaugurated in 1986, the Center houses a growing collection of Lonergan's published and unpublished writings as well as secondary materials and reference works, and it also serves as a seminar and meeting room. Boston College sponsors the annual Lonergan Institute, which provides resources, lectures, and workshops for the study of the thought of Bernard Lonergan, S.J.

Web site: <http://www.bc.edu/lonergan>

### **Mathematics Institute**

The Boston College Mathematics Institute was established in 1957 as a unit separate from the Mathematics Department to assist in the effort to improve the content and instructional practice of mathematics at school level. In the 1960's and 1970's the primary focus of the Institute was on providing veteran teachers with renewal programs and professional development opportunities to update and deepen their background in mathematics. The National Science Foundation was a major source of funding. Concurrently, Institute staff developed some supplementary instructional materials to use with students in the grades K-12. At present, the Mathematics Institute offers professional enhancement courses for teachers in the summers at Boston College and other sites. Other current projects include research studies and content development related to school level mathematics concerns.

Web site: <http://www.bc.edu/mathinst>

### **Boisi Center for Religion and American Public Life**

The Center for Religion and American Public Life was founded to bring together high quality research and scholarship on religion to bear on issues of public policy in America. The Center's goal is not to advance any ideological agenda, whether liberal or conservative. The Center seeks instead to be the sponsor of dialogue and discussion which brings together people whose primary concerns are religious with people whose primary concerns are political, in the belief that they will find common ground. The main goals of the Center include the promotion of scholarship dealing with religion and public life, faculty and student development at Boston College, and outreach activities that contribute to a more robust public discussion of critical issues.

Web site: [http://www.bc.edu/bc\\_org/research/rap/](http://www.bc.edu/bc_org/research/rap/)

### **Small Business Development Center**

The Small Business Development Center (SBDC) provides managerial, financial and technical assistance and training to small business people in the Greater Boston area. Prospective and active small business people can receive one-on-one counseling and consultative assistance in a range of business areas such as finance, marketing, planning, operations, accounting and controls. The SBDC also offers specially designed small business management training workshops. Topics include writing a business plan, financial planning, marketing, strategic planning, cash flow and general management as well as other varied topics.

Web site: [http://www.bc.edu/bc\\_org/avp/csom/executive/sbdc](http://www.bc.edu/bc_org/avp/csom/executive/sbdc)

### **Social Welfare Research Institute**

The Social Welfare Research Institute (SWRI) is a multidisciplinary research center specializing in the study of spirituality, wealth, philanthropy, and other aspects of cultural life in an age of affluence. SWRI is a recognized authority on the meaning and practice of care, on the patterns and trends in individual charitable giving, on philanthropy by the wealthy, and forthcoming \$41 trillion wealth transfer. In 2001-2002, SWRI has published research on a new donor-centered approach to fundraising that moves away from the "scolding model"; on the spiritual questions raised by wealth; on survey methodology; on the Boston Area Diary Study of formal and informal care in daily life; and on financial transfers to family and philanthropy by the wealthy. Other areas of research include the "new physics of philanthropy," which identifies the economic and social-psychological vectors inclining wealth holders toward philanthropy, among them, an entrepreneurial disposition, identification, association, and gratitude. One new research direction is reconceptualizing planned giving as part of a broader process of gift-planning and life-planning. Another is developing and training others to use a discernment methodology for guiding wealth holders through a self-reflective process of decision-making about wise choices in finances and philanthropy, and based on the Ignatian principles of liberty and inspiration. Over the past eighteen years SWRI has received generous support from the T.B. Murphy Foundation Charitable Trust; from the Lilly Endowment, Inc.; the Indiana University Center on Philanthropy; and the W. K. Kellogg Foundation.

Web site: <http://www.bc.edu/swri>

### **Weston Observatory**

Weston Observatory, formerly Weston College Seismic Station (1928-1949), is a part of the Department of Geology and Geophysics of Boston College. Located 10 miles from the main campus, the Observatory is an interdisciplinary research facility of the Department, and a center for research in the fields of geophysics, geology, and related fields. Weston Observatory was one of the first participating facilities in the Worldwide Standardized Seismograph Network and operates a twelve-station regional seismic network that records data on earthquakes in the northeast, as well as distant earthquakes. The facilities at Weston Observatory offer students a unique opportunity to work on exciting projects with modern, sophisticated, scientific research equipment in a number of different areas of scientific and environmental interest.

Web site: <http://www.bc.edu/westonobservatory>

# ATHLETICS

**PHOTO**

## Intercollegiate Athletic Season Highlights 2001-2002

### BASEBALL

*Head Coach: Pete Hughes*

Record: 30-25 (15-11 BIG EAST)

With a very experienced nucleus of veterans and 16 talented freshmen, head coach Pete Hughes and the Eagles overcame several injuries to remain near the top of the BIG EAST standings the entire season. The Eagles' weekend pitching rotation - Mark Sullivan, Chris Lambert, and Kevin Shepard - combined for a 24 - 9 record. Besides qualifying for the BIG EAST Tournament, two team highlights include the Eagles sweeping then No. 21 Rutgers and defeating NCAA Tournament qualifier Florida International in a single game. Post season honors for the team included Hughes being named BIG EAST Coach of the Year, which was the second time he has earned the honor in four years. Lambert became the first player in BIG EAST history to be named Rookie and Pitcher of the Year in the same year. Jeff Mackor, Neal McCarthy, Lambert, and Brian Durkin were all named first-team ALL-BIG EAST, while Macchi and Locke earned third-team distinctions.

### BASKETBALL

*Head Coach, Men's: Al Skinner*

*Head Coach, Women's: Cathy Inglesse*

**Men's:** Record: 20-12 (8-8 BIG EAST)

Boston College finished with a 20-12 record and earned its second consecutive berth in the NCAA Tournament. Coming on the heels of the previous winter's 27th-win campaign, the Eagles posted their first back-to-back 20 win seasons since 1981-82 and 1982-83. The program also registered 47 victories in the last two years, equaling the school's record for victories in a two-season span. Troy Bell gained ALL-BIG EAST first team honors for the second consecutive season, while Ryan Sidney made his mark in the rebounding department. Sidney was the nation's top rebounder among Division I players who stood 6-2 or shorter. The program capitalized on its recent success, making numerous regional and national television appearances, including six on ESPN, four on CBS, one on ABC and one on CNN/SI.

**Women's:** Record: 23-8 (12-4 BIG EAST)

The Eagles put forth one of the most successful seasons in recent history with their 23-8 overall mark. Compiling the second-highest win total in program history, the Eagles qualified for their third NCAA Tournament in the last four years and were the fifth seed in the Midwest Regional, also tying the program-high for post-season seeding. In BIG EAST action, BC went 12-4 during the regular season and was seeded as the #3 team heading into the conference tournament. The Eagles advanced to the championship game. For a majority of the season, the Eagles were ranked in the Top 25 of both the Associated Press and the USA Today/WBCA/ESPN Coaches polls. During a week span in February, they found themselves ranked 16th, giving them the highest-ever national ranking. At season's end, senior Nicole Conway was named the Aeropostale BIG EAST Scholar-Athlete. Brienne Stepherson was an ALL-BIG EAST second team selection while Clare Droesch was a BIG EAST All-Rookie choice. Conway and Rachel Byars were Verizon Academic All-District selections, while Stepherson was a district Kodak All-American.

### CROSS COUNTRY

*Head Coach, Men's and Women's: Randy Thomas*

**Men's:** This year's highlights for the men's cross country team included a third-place finish at the Boston College Invitational, an eighth-place result at the BIG EAST Championship and a 10th-place result at the Iona College Meet of Champions. Senior Colin Wolfe led the Eagles in four of the five meets the squad competed in. Sophomore Byron Gartrell had one of the stronger performances of the season when he placed 45th out of 204 participants at the NCAA Region I Qualifier.

**Women's:** The women's team finished sixth at NCAAs after a successful season. The squad also placed second at the BIG EAST Championship and first at the NCAA Region I Qualifier to go along with its strong finish

at the nationals. Head coach Randy Thomas was named NCAA Cross Country Coach of the Year by the United States Track and Field Association, and he and assistant coach Kathy Fleming were named Northeast Coaches of the Year. Junior Cate Guiney was acknowledged as the Northeast Runner of the Year. Guiney and freshman Maria Cicero both earned All-America honors following their runs at the NCAAs.

### FENCING

*Head Coach, Men's and Women's: Syd Fadner*

**Men's:** Record: 11-11

The men's squad slated 11 wins and 11 losses. Its season was highlighted by a 4-0 performance over teams from the Northeast Fencing Conference Championship held at the University of New Hampshire. The men's team also claimed third-place honors at the New England Fencing Championships. Following a strong performance at Columbia University, sophomore Paul Taylor was considered for an at-large bid at the NCAA Championships.

**Women's:** Record: 12-11

The women's squad finished the season with a 12-11 overall record including a 6-0 mark against teams from the Northeast Fencing Conference Championships held at the University of New Hampshire. The team wrapped up their season with a third-place finish at the New England Fencing Championships and freshman Tiffany White earned a spot to compete in the NCAA Championships in late March.

### FIELD HOCKEY

*Head Coach: Sherren Granese*

Record: 11-8 (3-1 BIG EAST)

The Eagles compiled an 11-8 overall record, including a four-game win streak to close out the regular season. In BIG EAST play, the Eagles' 4-1 regular-season mark gave them a second-place finish. They were eliminated from the conference championship in a 3-2 overtime thriller at Villanova. At season's end, Amelie Wulff was named the BIG EAST Defensive Player of the Year. She finished her BC career with 26 goals and 11 assists for 63 points. Kim French and Wulff were named to the ALL-BIG EAST first team while Gina Dinan, Kerri Doherty, and Lauren Hill were ALL-BIG EAST second team selections. Wulff (first team) and French (second team) were STX/NFCA regional all-Americans while Dinan, French, Maria LoRusso, Lauren Schultz, and Christy Zider were NFCA Academic All-Americans.

### FOOTBALL

*Head Coach: Tom O'Brien*

Record: 8-4 (4-3 BIG EAST)

The Boston College football team enjoyed another outstanding season with an overall record of 8-4 and ended the campaign with a win over Georgia in the Music City Bowl. The Eagles have played in three-straight bowl games and are one of just eight teams nationally to win bowl games in each of the last two seasons. BC was led by consensus All-American running back William Green, who rushed for 1,559 yards on the year. He was also named the BIG EAST Conference Co-Offensive Player of the Year. Quarterback Brian St. Pierre was a second-team ALL-BIG EAST pick and passed for 25 touchdowns which tied for the second-highest single-season mark in school history. Center Dan Koppen, offensive tackle Marc Colombo, offensive guard Marc Parenteau, defensive linemen Antonio Garay, and Sean Guthrie, linebacker Scott Bradley, and punter Kevin McMyler also all earned second team ALL-BIG EAST honors.

### GOLF

*Head Coach, Men's: Trevor Drum*

*Head Coach, Women's: Bruce Chalas*

**Men's:** In four fall matches, the Eagles collected as many top-20 finishes and finished a season-best fifth place at the ECAC Championships. Rich Tilghman and Tim Connors paced the Eagles in all four of those matches with each leading in two. Connors and Tilghman continued their team-leading efforts in the spring. The duo led the Eagles with a spring-best eighth place finish at the Kauai Collegiate Cup in Hawaii. Chris Sanossian, Sean McReynolds, and Brendan Lynch all



also helped the Eagles on the links throughout the year.

**Women's:** The Eagles finished in the top 10 of all but one match they participated in this year. In the fall, BC earned four finishes of ninth or higher and finished as high as fifth place (Mount Holyoke Invitational). In the spring, they continued their team success with a second place finish at the Lady Eagle Invitational, as well as three other top 15 finishes. Six different golfers led the Eagles at least one time and were paced by sophomore Channing Lovejoy (three times) who had a season-best eighth place at the Hartford Invitational.

## ICE HOCKEY

*Head Coach, Men's: Jerry York*

*Head Coach, Women's: Tom Babson*

### Men's:

Record 18-18-2 (10-13-1 HOCKEY EAST)

The team concluded the season with an 18-18-2 mark after struggling with injuries all season. Senior captains Jeff Giuliano and Ales Dolinar led a team that had 16 freshmen and sophomores compared to just six combined juniors and seniors. During the season, the team had streaky success that included key wins over Boston University, Maine, Northeastern and Wisconsin. BC also won the Silverado Shootout, the holiday tournament in Duluth, Minn., with a pair of 5-1 wins over Miami (Ohio) and host Minnesota-Duluth. Offensively, the Eagles were led by sophomores Tony Voce, who ranked among the nation's leaders in six categories and Ben Eaves, who missed almost a third of the season with a rib injury. Eaves was a second team All-American at season's end. Voce was a first team ALL-HOCKEY EAST selection, while Eaves was a second-team honoree. Freshman Dave Spina was voted to the league's All-Rookie Team.

### Women's:

Record 9-19-4 (5-12-3 ECAC East)

The team finished the season with a 9-19-4 record. Its eight wins over Division I opponents were the most in school history. Included in those victories were first-ever NCAA wins over Cornell (14 games) and Providence (16 games). Senior Kelly McManus led the team in scoring with 17 goals and 17 assists for 34 points, earning ECAC Player of the Week honors twice and USCHO National Offensive Player of the Week recognition once. Freshman goaltender Lisa Davis played in 30 of the team's 32 games and set school records for goals against average (2.59), save percentage (.918) and shutouts in a season (four). Davis was named the ECAC Eastern League's Rookie of the Week three times and earned USCHO National Defensive Player of the Week honors for the last week of the regular season.

## INDOOR TRACK

*Head Coach, Men's and Women's: Randy Thomas*

**Men's:** The 2001-2002 indoor season had several team and individual bright spots for the men's track and field season. From a team standpoint, the Eagles placed ninth out of 27 teams at the New England Championship. The Eagles also placed second at the competitive Terrier Classic in January. At the BIG EAST Championships, the distance medley relay team had a strong showing with its eighth-place finish. Mike McKenzie and Vernon Mickle placed first and seventh, respectively, in the 800-meter run at the New England Championship. Byron Gartrell turned in a third-place result in the 3,000-meter run, while Shawn Wallace had a strong showing in the 5,000-meter run with his seventh-place finish at the New England's.

**Women's:** The women's indoor track and field team had a successful 2001-02 campaign, as several members of the team had strong performances throughout the season. As a team, the squad placed fourth and 11th, respectively, at the New England and BIG EAST Championship. One individual highlight this season was Maria Cicero automatically qualifying for the NCAA Championship in the 5,000-meter run, in which she placed 12th. Cicero, who set the school record in the 5,000 during the season, and Laura Smith placed second and eighth, respectively, in the 3,000-meter run at the BIG EAST Championship. Smith was victorious at the New England Championships in the mile run. Melissa Sherman, Jennifer Donovan, Saki Sugano, and Zoey O'Sullivan all placed at the New England's.

## LACROSSE

*Head Coach, Men's: David Curnick*

*Head Coach, Women's: Shari Krasnow*

### Men's: Record 2-7

In its final season as a varsity sport, the men's lacrosse team posted back-to-back wins to close the season. The Eagles earned a 26-9 victory against Green Mountain College in its last game at Alumni Stadium, then finished the season with an 11-10 road victory over Holy Cross. In the Green Mountain game, Matthew Saffai and Rory Smith each recorded four goals apiece. Overall, the team has been paced offensively by Saffai and Smith. Nine seniors have helped lead the team: Brendan Brady, Theodore Cella, Sean Connelly, James Karambay, James McCeney, Daniel Ripp, Saffai, Smith, and Gary Tripmacher.

### Women's: Record 8-9 (1-5 BIG EAST)

The team has experienced an up and down season. While the team put together winning streaks of two and four games, it also endured losing streaks of three and four games this year. The team was guided by a strong mix of youth and experience as the team upset Virginia Tech in sudden-death overtime on the road. Senior co-captain Lauren Miller, the BIG EAST's leading scorer paced the team offensively and was supported by a talented cast of underclassmen (Susie Breaznell, Carley St. Lucia, Courtney Legath, and Meggie O'Neill). Miller finished her career as the school's all-time leader in goals, assists and points.

## OUTDOOR TRACK

*Head Coach, Men's and Women's: Randy Thomas*

**Men's:** Several members of the squad had solid outdoor campaigns. Vernon Mickle and Mike McKenzie were consistent the entire season in the 800-meter run, and both competed in the BIG EAST Outdoor Championships. Tony Beirne was steady this season in all the throwing events and concluded his career with strong performances in the hammer, shot put and discus at the BIG EAST Championships. Drew Bouchard, Byron Gartrell, Brian Mahoney, and Shawn Wallace gave the Eagles a great deal of depth in the distance events, especially in the mile, 1,500- and 5,000-meter races, and all four athletes competed at the BIG EAST Championships. Geoff Atkins has anchored the sprint events, as he earned several first place results this season.

**Women's:** Some of this season's highlights include freshman Maria Cicero automatically qualifying for the NCAA Championships in the 10,000-meter run following her performance at the Mt. SAC Relays. She also provisionally qualified for NCAA 5,000-meter race. Cicero placed sixth at the ECAC Championships in the 5,000-meter run. Jennifer Kramer and Julie Spolidoro both provisionally qualified for the NCAA meet in the 3,000-meter steeplechase and 5,000-meter races, respectively. Megan Guiney, Megan Kearney, Julie Heyde, Zoey O'Sullivan, and Liz Hassan performed well this season and will look to be big competitors in the postseason meets. Spolidoro had an exceptional BIG EAST Outdoor Championship meet, as she placed second in the 10,000-meter run and sixth in the 5,000-meter run. Jennifer Donovan also had a strong showing, as she placed third in the 3,000-meter steeplechase.

## ROWING

*Head Coach: Steve Fiske*

The team is enjoying a tremendous season in only its second year as a varsity sport. The fall season saw the team race in six head races, including victories over all but one conference opponents. Other highlights included a best-ever finish in the "Championship 8" events at the Head of the Charles and the Head of the Schuylkill. The spring season began slowly with tough losses to local rivals, but the team rebounded with a terrific showing at the annual Knecht Cup, where the first varsity eight boat took home two victories in two days. The victory propelled the team to wins in four of five races one week later at the Charles River against Rhode Island, New Hampshire, and Radcliffe.

## SAILING

*Head Coach: Tim Herzog*

The sailing team has earned victories across the Eastern seaboard this year. The Eagles currently hold the Sloop Shrew trophy, as well as second place in the Emily Wick trophy and third at the Thompson Trophy. The Eagles are led by 2001 College Sailor of the Year and All-American Tyler Pruett and this year's All-New England duo of Sarah Helming and Carrie Howe. The women's tandem of Crysaa Byers and Kate Wisotzkey have also helped propel the women's team. After earning a national ranking as high as six earlier this year, the women's team is currently ranked 15th. The co-ed team is currently ranked 11th nationally and will be looking to qualify for the national championship in Hawaii in two events..

## SKIING

*Head Coach, Men's and Women's: Brad Vermeulen*

**Men's:** The men capped off their season with an eighth-place finish at the USCSA National Championships. They also earned runner-up honors at the Eastern Regional Championships. Individually, the Eagles were led by Seth Therrien who finished fourth in the giant slalom at the USCSA National Championships, earning first team All-America honors. Barry Connolly and David Giullieti also garnered second team All-America honors for the Eagles.

**Women's:** The women earned a podium finish for their efforts at the USCSA National Championships in which they finished third overall. They also won the Eastern Regional Championships, with Lori Williams finishing first in both the slalom and the giant slalom. Williams also finished third overall at the National Championship to earn first team All-America status. Christina Gush won the Eastern Conference regular-season title collecting the most championship points for top finishes, and Jennifer Runco, and Erica Pylman earned second team All-America honors for the Eagles.

## SOCCER

*Head Coach, Men's: Ed Kelly*

*Head Coach, Women's: Alison Foley*

**Men's:** Record 10-8-0 (6-4-0 BIG EAST)

The men's soccer team advanced to the NCAA Tournament for the second time in as many seasons behind a balanced offensive attack. The Eagles were one of six league teams to make the NCAA Tournament, in which the team fell in the first round, 1-0, to Fairleigh Dickinson in triple overtime. Five players paced the offensive attack - sophomores Adam Pfeifer, Neil Krause, senior Chris Cleary, and junior Casey Schmidt. At season's end, four players were named to ALL-BIG EAST squads: Paul Chase (second team) and Bill Arnault, Cleary, and Schmidt (third team). Arnault, Cleary, Guy Melamed, and Schmidt were All-New England selections, while both Arnault and Melamed garnered Freshman All-American accolades from various outlets.

**Women's:** Record 11-10-1 (3-2-1 BIG EAST)

The women's soccer team turned its season around and was selected to play in the NCAA Tournament following a 1-5-1 mark to open the season. Head coach Alison Foley's squad won 10 of its last 14 games to earn an at-large bid to the College Cup. During that streak, the Eagles defeated nationally-ranked Connecticut and Miami and defeated Rutgers, who went on the Sweet 16 in the NCAA Tournament. The Eagles concluded their 2001 campaign by losing to then No. 11-ranked Nebraska in Lincoln, Neb. in the first round of the NCAA Tournament. Sophomore Sarah Rahko earned numerous honors this season, including third-team All-America, first-team All-Northeast Region, first team ALL-BIG EAST, and BIG EAST Midfielder of the Year. Danielle Servedio was honored with a place on the BIG EAST All-Rookie Team.

## SOFTBALL

*Head Coach: Jennifer Finley*

Record: 26-26 (11-9 BIG EAST)

After competing against some of the nation's top teams in the first half of the season, the Eagles came on strong to win 20 of 27 games and finish the season with a 26-26 record. Offensively, the team is led by the

powerful sophomore and junior classes headlined by Cara Blumfield. The second team All-American - the school's first - ranked among the national leaders in batting average with her .445 mark and doubles (13) and was a two-time BIG EAST Player of the Week. She paced the Eagles in nearly every offensive category. Blumfield and Jacqui Goodchild also ranked among the offensive leaders in the BIG EAST. In the pitching circle, both Tekae Malandris and Kim Ryan led the Eagles, each collecting over 100 strikeouts and 10 wins apiece. Both were also named BIG EAST Pitcher of the Week once this season. Malandris pitched the school's first no-hitter on April 7 since Ryan tossed one in 2000.

## SWIMMING & DIVING

*Head Coach, Men's and Women's: Tom Groden*

**Men's:** Record 8-7

With only two seniors on this year's team, several swimmers excelled from an individual standpoint. Brandon Twitchell capped off an incredible freshman campaign by setting a new Boston College record in the 200-yard breaststroke at the ECAC Championships. He also competed at the BIG EAST Championships. Sophomore Andrew Naumann had an 11th-place finish in the 400-yard IM at ECACs.

**Women's:** Record: 8-7

The team faced a difficult schedule this season, taking on West coast powers UCLA, San Diego, and Cal-San Diego, along with three schools from the highly competitive Ivy League conference. Several individual swimmers had outstanding seasons. Sophomore Caitlin Healey earned a fourth-place finish in the 200-yard freestyle and a ninth-place result in the 100-yard freestyle at the ECAC Championships. Sophomore diver Katelyn Cox also had a strong showing at ECACs, placing third in the three-meter competition and fourth on the one-meter board.

## TENNIS

*Head Coach, Men's: Rob Miller*

*Head Coach, Women's: Nigel Bentley*

**Men's:** Record 13-9 (6-2 BIG EAST)

The Eagles compiled a 13-9 overall record and a 6-2 mark in BIG EAST play. They won nine of their last 11 games of the season, dropping two matches in the BIG EAST Tournament to close out the 2001-02 campaign. In one of the best men's tennis seasons in recent history, BC compiled a perfect 6-0 mark in regular-season conference play. Sophomore Paul Colahan led the team with a 14-7 overall singles mark. Five Eagles collected 11 or more wins in the spring and senior captain Marc Lucero also won the third flight of the Connecticut Invitational in the fall. In doubles, the No. 1 tandem of Justin Slattery and Brad Anderson went 14-6 on the season.

**Women's:** Record 8-12 ( 5-1 BIG EAST)

The Eagles compiled an 8-12 overall record and an impressive 5-1 mark in BIG EAST play. With a 1-2 record in the BIG EAST Tournament, the Eagles finished fourth. At the tail end of the season, the young BC squad strung together four wins and came out winners in six of its seven regular-season games in April. The Eagles were led by a pair of freshmen in Amy Molden and Nida Waseem as each collected at least 10 single victories. Molden compiled a team-best 13-9 mark. The doubles duo of sophomores Allison Ashley and Emily Hellberg collected a 10-4 mark in the No. 2 singles slot.

## VOLLEYBALL

*Head Coach: Jackie Hadel*

Record: 18-11 (5-7 BIG EAST)

The volleyball team finished the season with an 18-11 overall record and a 5-7 mark in BIG EAST, setting school records for both overall and conference wins in a season. Junior Rachel Bach led the team with 309 kills and ranked second with 81 blocks. Freshman setter Jessica Brizzolara quarterbacked the offense, registering 1,006 assists and 10 assist-dig double-doubles. Outside hitter Katie Andersen led the team with nine kill-dig double-doubles.



**WATER POLO***Head Coach: Mark Douthat*

The Boston College water polo team posted a seventh-place finish at the College Water Polo Association Northern Championship as it defeated MIT in its final match as a varsity team. BC, led by captains Jay Stevens and Chris Godfrey, also posted wins over Fordham, Connecticut College, and the Navy AC during the season.

**WRESTLING***Head Coach: Rod Buttry*

Record: 1-16 (0-6 Colonial Athletic Conference)

After joining the Colonial Athletic Association

Conference at the start of the year, the wrestling team compiled a 0-6 record in the conference and a 1-16 mark overall. The Eagles' win came in a 25-9 victory over Davidson College on January 12. Senior Evan Williams led the team with a 9-7 record on the season (8-6 conference). Junior Brad Shemluck compiled a 6-6 record and came through with three wins and two losses at the CAA Championship Tournament.

**Varsity Sports Records**

	1997-98	1998-99	1999-00	2000-01	2001-02
	W-L-T	W-L-T	W-L-T	W-L-T	W-L-T
<b>Men's Records</b>					
Football	4-7	4-7	8-4	7-5	8-4
Basketball	15-16	6-21	11-19	27-5	20-12
Ice Hockey	28-9-5	27-11-4	29-12-1	33-8-2	18-18-2
Soccer	5-9-2	5-10-2	6-9-2	12-7-1	10-8-0
Lacrosse	7-9	5-9	2-9	1-10	2-7
Baseball	17-23-1	26-22-1	35-20	29-22	30-25
Swimming & Diving	8-5-0	7-6	6-3	10-5	8-7
Tennis	5-16	15-14	12-12	13-10	13-9
<b>Women's Records</b>					
Basketball	17-11	22-8	26-9	14-15	23-8
Field Hockey	15-7	9-11	9-11	10-8	11-8
Ice Hockey	10-22-1	8-22-2	6-22-2	6-26	9-19-4
Swimming & Diving	11-1-1	12-3	7-3	11-2	8-7
Tennis	7-8	17-11	9-12	11-6	8-12
Lacrosse	5-10	4-11	6-10	6-9	8-9
Soccer	9-6-2	12-6-3	16-7-1	14-7-0	11-10-1
Softball	38-14	27-20	20-25	31-24	26-26-0
Volleyball	7-2-4	12-19	13-19	13-17	18-11

Source: Media Relations Office

**Intramural Sports Participation  
2001-2002**

SPORT	Number of Teams	Number of Participants	
		Men	Women
<b>FALL</b>			
Softball (Men's)	18	251	-
Softball (Coed)	16	136	132
Football	58	678	-
Volleyball	26	158	191
Basketball Tournament (Men's)	48	415	-
Basketball Tournament (Women's)	10	-	105
<b>WINTER</b>			
Intermediate Ice Hockey	18	201	26
Advanced Ice Hockey	11	142	2
Little East Basketball Tournament (Men's)	16	60	-
Little East Basketball Tournament (Women's)	4	-	16
Soccer (Men's)	18	188	-
Soccer (Women's)	16	-	186
Basketball (Men's)	48	438	-
Basketball (Women's)	17	-	209
<b>SPRING</b>			
Tennis Tournament (Men's)	-	32	-
Tennis Tournament (Women's)	-	-	8
Softball Tournament (Men's)	18	223	-
Softball Tournament (Coed)	18	121	127
Golf	-	28	4
<b>Totals</b>	<b>360</b>	<b>3,071</b>	<b>1,006</b>
<b>Total Participants</b>			<b>4,077</b>

Source: Flynn Recreation Complex

**Intercollegiate Sports Participation  
2001-2002**

Sport	Men	Women
Varsity		
Baseball	37	-
Basketball	11	12
Fencing	14	20
Field Hockey	-	21
Football	97	-
Golf	10	9
Ice Hockey	22	22
Lacrosse*	30*	26
Sailing	24	30
Skiing	13	8
Soccer	25	26
Softball	-	16
Swimming/Diving	35	40
Tennis	10	9
Track and Field and Cross Country	61	73
Volleyball	-	12
Water Polo*	14*	-
Wrestling*	14*	-
<b>Totals</b>	<b>417</b>	<b>324</b>
<b>Total Participants</b>	<b>741</b>	

\* Club Sports as of 2002-2003.

Source: BCAA Compliance Office

# GENERAL INFORMATION

**PHOTO**

## Founder of Boston College

Rev. John McElroy, S.J.  
Pastor, Immaculate Conception Parish, Boston  
1861-1863

## Presidents of Boston College

1.	John Bapst, S.J.	1863 – 1869
2.	Robert W. Brady, S.J.	1869 – 1870
3.	Robert Fulton, S.J.	1870 – 1880
4.	Jeremiah O'Connor, S.J.	1880 – 1884
5.	Edward V. Boursaud, S.J.	1884 – 1887
6.	Thomas H. Stack, S.J.	1887
7.	Nicholas Russo, S.J.	1887 – 1888
8.	Robert Fulton, S.J.	1888 – 1891
9.	Edward I. Devitt, S.J.	1891 – 1894
10.	Timothy Brosnahan, S.J.	1894 – 1898
11.	W. G. Read Mullan, S.J.	1898 – 1903
12.	William F. Gannon, S.J.	1903 – 1907
13.	Thomas I. Gasson, S.J.	1907 – 1914
14.	Charles W. Lyons, S.J.	1914 – 1919
15.	William Devlin, S.J.	1919 – 1925
16.	James H. Dolan, S.J.	1925 – 1932
17.	Louis J. Gallagher, S.J.	1932 – 1937
18.	William J. McGarry, S.J.	1937 – 1939
19.	William J. Murphy, S.J.	1939 – 1945
20.	William L. Keleher, S.J.	1945 – 1951
21.	Joseph R. N. Maxwell, S.J.	1951 – 1958
22.	Michael P. Walsh, S.J.	1958 – 1968
23.	W. Seavey Joyce, S.J.	1968 – 1972
24.	J. Donald Monan, S.J.	1972 – 1996
25.	William P. Leahy, S.J.	1996 –

Source: President's Office

## Honorary Degrees Awarded by Boston College 1955-2002

### 1955

Fred J. Driscoll, LL.D.  
Christian A. Herter, LL.D.  
Edward A. Hogan, Jr., LL.D.\*  
Rear Adm. Bartholomew W. Hogan, Sc.D.  
John B. Hynes, LL.D.  
His Beatitude Maximos IV, LL.D.  
(August 23, 1955)  
Valerian Cardinal Gracias, LL.D.  
Russel Kirk, Litt.D.  
Edward A. Sullivan, LL.D.

### 1956

Bartholomew A. Brickley, LL.D.  
Peter J. W. Debye, Sc.D.  
Most Rev. Frederick A. Donaghy, LL.D.  
John F. Kennedy, LL.D.\*  
John W. King, LL.D.  
Charles Munch, D. Mus.  
Edward F. Williams, LL.D.

### 1957

Wallace E. Carroll, LL.D.  
Arthur J. Kelly, LL.D.  
Augustus C. Long, LL.D.\*  
Adrian O'Keeffe, LL.D.  
Very Rev. Msgr. Patrick W. Skehan, LL.D.  
Nils Y. Wessell, LL.D.

### 1958

Most Rev. Amleto G. Cicognani, LL.D.  
(April 21, 1958)  
Carl J. Gilbert, LL.D.  
Paul Horgan, Litt.D.  
Barnaby C. Keeney, LL.D.\*  
Henry M. Leen, LL.D.  
Jacques Maritain, LL.D.  
Raissa Maritain, LL.D.  
Harold Marston Morse, D.Sc.  
Rev. John B. Sheerin, C.S.P., LL.D.  
Francis Cardinal Spellman, LL.D.  
(December 8, 1958)

### 1959

His Excellency Sean T. O'Kelly, LL.D.  
(March 22, 1959)  
Ernest Henderson, LL.D.  
Rev. John LaFarge, S.J., LL.D.  
Henry Cabot Lodge, LL.D.  
George Meany, LL.D.  
Carlos P. Romulo, LL.D.\*  
Helen C. White, Litt.D.

### 1960

Marian Anderson, D. Mus.  
J. Peter Grace, LL.D.  
Caryl P. Haskins, LL.D.  
Robert F. Kennedy, LL.D.  
Charles Malik, LL.D.\*  
Most Rev. Russell J. McVinnie, LL.D.

Samuel Eliot Morison, LL.D.  
Rt. Rev. Matthew P. Stapleton, LL.D.  
Rev. Henry M. Brock, S.J., D.Sc.  
(October 12, 1960)

**1961**

Allen W. Dulles, LL.D.  
Anthony Julian, LL.D.  
Robert D. Murphy, LL.D.\*  
Louis R. Perini, LL.D.  
Abraham Ribicoff, LL.D.  
Rt. Rev. Robert J. Sennott, LL.D.  
Edward Teller, LL.D.

**1962**

Detlev W. Bronk, D.Sc.\*  
Ralph J. Bunche, LL.D.  
Christopher J. Duncan, M.D., LL.D.  
Sir Alec Guinness, D.F.A.  
Rt. Rev. Francis J. Lally, Litt.D.  
Ralph Lowell, LL.D.  
Phyllis McGinley, Litt.D.  
Perry G. Miller, Litt.D.

**1963**

Augustin Cardinal Bea, S.J., J.U.D.  
(March 26, 1963)  
Rev. Edward B. Bunn, S.J., LL.D.  
(April 20, 1963)  
Lady Barbara Ward Jackson, Litt.D.  
(April 20, 1963)  
Nathan Marsh Pusey, L.H.D.  
(April 20, 1963)  
Bruce Catton, Litt.D.  
Anthony Joseph Celebrezze, LL.D.\*  
Arthur Joseph Goldberg, LL.D.  
John Jay McCloy, LL.D.  
James Barrett Reston, LL.D.  
Rt. Rev. John Joseph Ryan, L.H.D.  
Jose Luis Sert, Litt.D.  
Joseph Leo Sweeney, LL.D.  
Robert Clifton Weaver, LL.D.  
James Edwin Webb, D.Sc.

**1964**

John Coleman Bennett, LL.D.  
Henri Maurice Peyre, LL.D.  
Most Rev. Ernest John Primeau, LL.D.  
Sidney R. Rabb, L.H.D.  
Paul Anthony Samuelson, LL.D.  
Rev. Joseph L. Shea, S.J., LL.D.  
Robert Sargent Shriver, Jr., LL.D.\*  
Mary Sullivan Stanton, LL.D.

**1965**

John P. Birmingham, LL.D.  
Robert McAfee Brown, LL.D.  
J. N. Douglas Bush, Litt.D.  
Victor L. Butterfield, L.H.D.  
John T. Connor, LL.D.  
Edith Green, LL.D.  
Rev. John Courtney Murray, S.J., L.H.D.\*  
Rt. Rev. Lawrence J. Riley, LL.D.  
Alan T. Waterman, D.Sc.

**1966**

Most Rev. John W. Comber, M.M., L.H.D.  
Edward F. Gilday, L.H.D.  
Edward M. Kennedy, LL.D.  
Francis Keppel, LL.D.\*  
Mother Eleanor M. O'Byrne, R.S.C.J., LL.D.  
Stephen P. Mugar, LL.D.  
Abram L. Sachar, L.H.D.  
Rene Wellek, Litt.D.  
George Wells Beadle, D.Sc.  
(November 12, 1966)  
William Bosworth Castle, M.D., L.H.D.  
(November 12, 1966)  
Donald Frederick Hornig, LL.D.  
(November 12, 1966)  
James Alfred Van Allen, D.Sc.  
(November 12, 1966)

**1967**

Sarah Caldwell, Litt.D.  
Richard Palmer Chapman, LL.D.  
Very Rev. John Francis Fitzgerald, C.S.P.,  
L.H.D.  
John Kenneth Galbraith, LL.D.  
John William Gardner, LL.D.\*  
Everett Cherrington Hughes, LL.D.  
John Anthony Volpe, LL.D.

**1968**

Kingman Brewster, Jr., LL.D.\*  
Rev. Henri de Lubac, S.J., L.H.D.  
Erwin N. Griswold, LL.D.  
Rita P. Kelleher, D.Sc.  
Most Rev. John J. McEleney, S.J., LL.D.  
Cornelius W. Owens, LL.D.  
James J. Shea, Sr., LL.D.  
Roger J. Traynor, LL.D.

**1969**

R. Buckminster Fuller, D.F.A.\*  
Katharine Graham, D.Journ.  
Philip J. McNiff, L.H.D.  
Talcott Parsons, D.S.S.  
A. Philip Randolph, LL.D.  
Henry Lee Shattuck, D.C.S.  
Terence Cardinal Cooke, LL.D.

**1970**

James Edward Allen, Jr., D.Sc.Ed.  
Rt. Rev. John Melville Burgess, LL.D.  
Joan Ganz Cooney, D.Sc.Ed.  
Sterling Dow, L.H.D.  
Hartford Nelson Gunn, Jr., L.H.D.  
Rev. Bernard Joseph Francis Lonergan, S.J.,  
Hist.Phil.D.  
Elliot Norton, L.H.D.  
Perry Townsend Rathbone, D.F.A.  
Earl Warren, D.Sc.L.\*

**1971**

Walter Jackson Bate, H.D.  
Andrew Felton Brimmer, S.S.D.  
Rev. Msgr. George William Casey, Litt.D.  
Mircea Eliade, R.D.

Eli Goldston, LL.D.  
Elma Lewis, D.F.A.  
Michael Joseph Mansfield, LL.D.\*  
William James McGill, S.S.D.  
Most Rev. Humberto Sousa Medeiros, S.T.D.  
Walter George Muelder, D.Sc.T.  
Leverett Saltonstall, LL.D.

**1972**

Mary Ingraham Bunting, D.Sc.  
Arthur Fiedler, D.Mus.  
Northrop Frye, L.H.D.  
John James Griffin, D.C.S.  
Sir William Arthur Lewis, L.H.D.  
Louis Martin Lyons, D.Journ.  
Rev. John Anthony McCarthy, S.J., Litt.D.  
Hildegard Elizabeth Peplau, D.N.S.  
Adlai Ewing Stevenson, III, LL.D.\*  
Walter Edward Washington, LL.D.

**1973**

A.J. Antoon, L.H.D.  
Harold Bloom, L.H.D.  
Fred J. Borch, D.B.A.  
Vernon E. Jordan, Jr., LL.D.  
John George Kemeny, D.Sc.\*  
Rev. Daniel Linehan, S.J., D.Sc.  
Thomas Philip O'Neill, Jr., LL.D.

**1974**

Soia Mentschikoff, LL.D.\*  
Thomas L. Phillips, D.B.A.  
Carl Thomas Rowan, L.H.D.  
Thomas Paul Salmon, LL.D.  
Sir Ronald Syme, L.H.D.  
Henry Bradford Washburn, Jr., L.H.D.

**1975**

Melnea A. Cass, L.H.D.  
Silvio O. Conte, LL.D.  
John Thomas Dunlop, LL.D.  
Rev. Francis J. Gilday, S.J., L.H.D.  
Edward Lewis Hirsh, L.H.D.  
Paul Ricoeur, L.H.D.\*  
Vincent Charles Ziegler, D.B.A.

**Bicentennial Convocation****September 28, 1975**

Thomas Joseph Galligan, Jr., D.B.A.  
Oscar Handlin, L.H.D.  
William J. Harrington, M.D., D.Sc.  
Edward Hirsh Levi, LL.D.  
Rev. Michael Patrick Walsh, S.J., L.H.D.  
Mary Lou Williams, D.A.

**1976**

Abram Thurlow Collier, D.B.A.  
John Hope Franklin, L.H.D.  
Rev. Martin Patrick Harney, S.J., H.D.  
Mildred Fay Jefferson, M.D., D.Sc.  
Asa Smallidge Knowles, D.Sc.Ed.  
Most Rev. Joseph Francis Maguire, LL.D.  
Daniel Patrick Moynihan, LL.D.\*

- 1977**  
 Rev. Raymond Edward Brown, Litt.D.\*  
 Gerhard D. Bleicken, LL.D.  
 Alice Bourneuf, D.Sc.  
 James F. McDonough, M.D., D.Sc.  
 Maria Tallchief Paschen, D.A.  
 Michael Joseph Walsh, Litt.D.
- 1978**  
 Bruno Bettelheim, Litt.D.  
 Rev. Charles F. Donovan, S.J., L.H.D.  
 Charles D. Ferris, LL.D.\*  
 Marvin E. Frankel, LL.D.  
 John William McDevitt, LL.D.  
 Leo Perlis, D.S.S.
- 1979**  
 Dorothy Baker, D.S.S.  
 Edward Patrick Boland, LL.D.  
 George P. Donaldson, LL.D.  
 Richard Ellmann, L.H.D.  
 Robben W. Fleming, L.H.D.  
 Walter F. Mondale, LL.D.\*  
 David S. Nelson, LL.D.\*
- 1980**  
 Germaine Bree, Litt.D.\*  
 Albert M. Folkard, L.H.D.  
 Edward J. King, D.Pub. Admn.  
 Joseph Cardinal Malula, LL.D.  
 Thomas Aquinas Murphy, The Ignatius Medal  
 (March 16, 1980)  
 Bernard J. O'Keefe, D.E.Sc.  
 Kevin H. White, LL.D.
- 1981**  
 Thomas Cardinal Ó Fiaich, Litt.D.  
 (October 23, 1981)  
 Rev. Joseph Delphis Gauthier, S.J., L.H.D.  
 Margaret M. Heckler, LL.D.  
 Rose Fitzgerald Kennedy, L.H.D.  
 Donald F. McHenry, LL.D.  
 Thomas P. O'Neill, Jr., The Ignatius Medal\*  
 Joseph Harry Silverstein, D.A.  
 Paul Donovan Sullivan, D.S.S.
- 1982**  
 Rev. Robert I. Burns, S.J., L.H.D.  
 George Bush, LL.D.\*  
 Robert A. Charpie, D.Sc.  
 Dolores Hope, The Ignatius Medal  
 (November 6, 1982)  
 Josephine L. Taylor, D.Sc.Ed.
- 1983**  
 Maya Angelou, L.H.D.  
 Virginia A. Henderson, D.N.S.  
 Joseph McKenney, D.Ed.  
 Rev. Vincent T. O'Keefe, S.J., L.H.D.  
 (March 13, 1983)  
 Rev. Bruce J. Ritter, O.F.M., D.S.S.\*  
 An Wang, LL.D.
- 1984**  
 Leon Higginbotham, LL.D.  
 Richard Hill, D.B.A.
- Most Rev. Bernard F. Law, S.T.D.\*  
 Robert Merrifield, D.Sc.  
 Muriel Sutherland Snowden, D.S.S.  
 Otto Phillip Snowden, D.S.S.
- 1985**  
 Rev. Frederick Joseph Adelman, S.J., L.H.D.  
 Lena Frances Edwards, D.Sc.  
 Rev. J. Bryan Hehir, LL.D.  
 Agnes Mongan, D.F.A.  
 Anthony John Francis O'Reilly, D.B.A.  
 (March 17, 1985)  
 Andrew J. Young, LL.D.\*  
 Edward Zigler, L.H.D.
- 1986**  
 Corazon C. Aquino, The Ignatius Medal  
 (September 21, 1986)  
 Guido Calabresi, LL.D.  
 Jacques d'Amboise, D.F.A.  
 Annie Dillard, L.H.D.  
 Lionel B. Richie, Jr., D.Mus.  
 Francis C. Rooney, Jr., D.B.A.  
 Jamie Cardinal Sin, S.T.D.\*
- 1987**  
 Josephine A. Dolan, D.N.S.  
 Garret FitzGerald, LL.D.  
 Walter E. Massey, D.Sc.  
 John G. McElwee, LL.D.  
 Rev. Francis W. Sweeney, S.J., L.H.D.  
 Vernon A. Walters, LL.D.\*
- 1988**  
 His Grace, Samuel E. Carter, S.J., S.T.D.\*  
 Esmé Valerie Eliot, Litt.D.  
 Hans-Georg Gadamer, L.H.D.  
 Robert Francis O'Malley, D.Sc.  
 Richard Alan Smith, LL.D.  
 Paul A. Volcker, LL.D.
- 1989**  
 Thea Bowman, F.S.P.A., R.D.  
 George E. Doty, The Ignatius Medal  
 (April 6, 1989)  
 Jonathan Kozol, D.S.S.\*  
 Thomas S. Murphy, LL.D.  
 Kenneth Gilmore Ryder, D.Sc.Ed.  
 Richard Francis Syron, LL.D.  
 (March 18, 1989)  
 Jerzy Turowicz, L.H.D.
- 1990**  
 Edward A. Brennan, D.B.A.  
 Thomas J. Brokaw, L.H.D.\*  
 Raymond G. Chambers, The Ignatius Medal  
 (April 5, 1990)  
 Franklyn G. Jenifer, LL.D.  
 Rev. César A. Jerez, S.J., L.H.D.  
 Eunice Kennedy Shriver, L.H.D.  
 Robert M. Solow, LL.D.
- 1991**  
 William Aramony, The Ignatius Medal  
 (April 18, 1991)
- Raymond Edward Brown, S.S., The Ignatius Medal (July 25, 1991)  
 John J. Curtin, Jr., LL.D.  
 Rev. Timothy S. Healy, S.J., L.H.D.\*  
 Seamus J. Heaney, Litt.D.  
 Rachel A. Robinson, D.Sc.Ed.  
 John R. Smith, D.B.A.
- 1992**  
 Barbara Bush, The Ignatius Medal  
 (April 2, 1992)  
 Mary Ann Glendon, LL.D.  
 Roberto C. Goizueta, D.B.A.  
 John E. Jacob, L.H.D.  
 John J. Moakley, LL.D.  
 Caroline C. Putnam, R.S.C.J., D.F.A.  
 Warren B. Rudman, LL.D.\*
- 1993**  
 Jack Kemp, The Ignatius Medal  
 (April 22, 1993)  
 William J. Vouté, The Ignatius Medal  
 (April 22, 1993)  
 Queen Noor of Jordan, LL.D.\*  
 James F. Cleary, D.B.A.  
 Elias J. Corey, D.Sc.  
 Henry E. Hampton, L.H.D.  
 Thérèse Higgins, C.S.J., L.H.D.  
 Thomas H. O'Connor, L.H.D.  
 John T. Williams, D.Mus.
- 1994**  
 Daniel P. Tully, The Ignatius Medal  
 (April 21, 1994)  
 James P. Comer, LL.D.  
 Louis V. Gerstner, Jr., D.B.A.  
 Frances Hesselbein, L.H.D.  
 Corinne Boggs Roberts, LL.D.\*  
 Donald J. White, L.H.D.
- 1995**  
 Rita Dove, L.H.D.  
 John Hume, LL.D.\*  
 Teddy Kollek, LL.D.  
 Peter S. Lynch, LL.D.  
 Cornelius Clarkson Vermeule, III, L.H.D.
- 1996**  
 Lawrence A. Bossidy, The President's Medal  
 for Excellence (April 18, 1996)  
 T. Berry Brazelton, LL.D.  
 William M. Bulger, LL.D.  
 William H. Cosby, L.H.D.\*  
 Marian L. Heard, D. Pub. Adm.  
 Michael J. Mansfield, The Speaker Thomas P.  
 O'Neill, Jr. Award for Distinguished  
 Citizenship  
 J. Donald Monan, S.J., LL.D.
- 1997**  
 John S. Chalsty, The President's Medal for  
 Excellence (April 17, 1997)  
 Peter Dervan, D.Sc.  
 Roger Cardinal Etcheagaray, LL.D.  
 John A. McNeice, Jr., D.B.A.

Bernice Johnson Reagon, L.H.D.  
Janet Reno, LL.D.\*

### 1998

An Taoiseach Bertie Ahern, T.D., LL.D.\*  
Archibald Cox, The Speaker Thomas P. O'Neill, Jr. Award  
for Distinguished Citizenship  
Margaret A. Dwyer, LL.D.  
John N. Hatsopoulos, D.B.A.  
Catalina Montes, L.H.D.  
James W. Skehan, S.J., D.Sc.  
Frank G. Zarb, The President's Medal for Excellence  
(April 16, 1998)

### 1999

Richard A. Grasso, The President's Medal for Excellence  
(April 15, 1999)  
Anna Faith Jones, L.H.D.  
Alice E. McDermott, L.H.D.  
Bill Richardson, LL.D.\*  
William F. Russell, L.H.D.  
David Trimble, LL.D.

### 2000

Fayette M. Long, L.H.D.  
Jaime Cardinal Ortega y Alamino, LL.D.  
Richard W. Riley\*  
Kip Tiernan, L.H.D.  
Sanford L. Weill, The President's Medal for Excellence  
(April 13, 2000)  
Robert C. Wright, LL.D.

### 2001

Francis B. Campanella, LL.D.  
Thomas S. Durant, MD, L.H.D.  
John J. Moakley, The Speaker Thomas P. O'Neill, Jr. Award  
for Distinguished Citizenship  
Clare S. Pratt, RSCJ, L.H.D.  
Patrick E. Roche, D.B.A.  
John F. Smith, Jr. The President's Medal for Excellence  
(April 19, 2001)  
Cherryl Thomas, D.Pub.Adm.  
Tommy G. Thompson, LL.D.\*

### 2002

R. Nicholas Burns, LL.D.\*  
Rev. Robert J. Bowers, L.H.D.  
Charles Dolan, The President's Medal for Excellence  
(April 18, 2002)  
Sara Lawrence-Lightfoot, L.H.D.  
Rev. John W. O'Malley, S.J., L.H.D.  
Sister Marie Santry, S.N.D. de Namur, L.H.D.  
Elisabeth Zweig Leoni, D.Pub.Adm.

\* Commencement Speakers.  
Source: President's Office

## Types of Degrees Conferred at Boston College

Bachelor of Arts (A.B.)  
Bachelor of Science (B.S.)  
Master of Arts (M.A.)  
Master of Arts in Teaching (M.A.T.)  
Master of Business Administration (M.B.A.)  
Master of Education (M.Ed.)  
Master of Science (M.S.)  
Master of Science in Teaching (M.S.T.)  
Master of Social Work (M.S.W.)  
Certificate of Advanced Educational Specialization (C.A.E.S.)  
Certificate of Advanced Graduate Studies (C.A.G.S.)  
Doctor of Philosophy (Ph.D.)  
Doctor of Law (J.D.)

## Honorary Degrees Granted by Boston College

D.A.	Doctor of Arts
D.B.A.	Doctor of Business Administration
D.C.S.	Doctor of Commercial Science
D.E.Sc.	Doctor of Engineering Science
D.F.A.	Doctor of Fine Arts
D.Journ.	Doctor of Journalism
D.Mus.	Doctor of Music
D.N.S.	Doctor of Nursing Science
D.Pub.Adm.	Doctor of Public Administration
D.Sc.	Doctor of Science
D.Sc.Ed.	Doctor of Science in Education
D.Sc.L.	Doctor of the Science of Law
D.Sc.T.	Doctor of the Science of Theology
D.S.S.	Doctor of Social Science
H.D.	Doctor of History
Hist.Phil.D.	Doctor of History in Philosophy
J.U.D.	Doctor of Civil and Canon Laws
LL.D.	Doctor of Laws
L.H.D.	Doctor of Humane Letters
Litt.D.	Doctor of Letters, Doctor of Literature
R.D.	Doctor of Religion
S.T.D.	Doctor of Sacred Theology
Sc.D.	Doctor of Science

Source: Commencement Programs, 1955 - present



## Accrediting Agencies

AACSB International-Association to Advance Collegiate  
Schools of Business  
American Bar Association  
American Chemical Society  
American Psychological Association  
Association of American Law Schools  
Council on Social Work Education

Interstate Certification Compact  
National Council for Accreditation of Teacher Education  
National League for Nursing  
New England Association of Schools and Colleges

Source: Deans' Offices

## Association Memberships\*

American Association of Colleges of Nursing  
American Association of College Registrars and  
Admissions Officers  
American Association of Colleges for Teacher Education  
American Association of Comparative Law  
American Association for Higher Education  
American Association for the History of Nursing  
American Association of University Women  
American Bar Association  
American Council on Education  
American Educational Research Association  
American Public Welfare Association  
Association of American Colleges and Universities  
Association of American Law Schools  
Association of Catholic Colleges and Universities  
Association of Colleges & Schools of Education in  
State Universities & Land Grant Colleges  
Association of Collegiate Schools of Planning  
Association for Continuing Higher Education  
Association of Independent Colleges and Universities  
in Massachusetts  
Association of Independent Liberal Arts Colleges for  
Teacher Education  
Association for Institutional Research  
Association of Jesuit Colleges and Universities  
Association for Supervision & Curriculum Development  
Association of Research Libraries  
Association of Teacher Educators  
Association of Urban Universities  
Boston Library Consortium  
Boston Theological Institute  
The College Board  
Commonwealth Education Deans' Council  
Council for Advancement and Support of Education  
Council for Exceptional Children  
Council of Graduate Schools  
Council of the Great City Schools  
Council on Legal Education Opportunity  
Council on Governmental Relations  
Council on Social Work Education  
Holmes Partnership  
International Association of Schools of Social Work  
International Association of Universities  
International Federation of Catholic Universities  
Jesuit Conference of Nursing Programs  
Jesuit Student Personnel Association  
Law School Admission Council  
Massachusetts Association for Women in Education

Massachusetts Association of Colleges of Nursing  
Massachusetts Association of Colleges for  
Teacher Education  
Massachusetts Association of Early Childhood Education  
Massachusetts Association of School Superintendents  
Massachusetts Association for Supervision and  
Curriculum Development  
Massachusetts Council of Nursing Organizations  
Massachusetts Law School Consortium  
Massachusetts/Rhode Island League for Nursing  
National Association for Law Placement  
National Association for Women in Education  
National Association of Catholic Charities  
National Association of College Admissions Counselors  
National Association of College and University  
Business Officers  
National Association of Deans and Directors of Schools  
of Social Work  
National Association of Graduate Admission Professionals  
National Association of Independent Colleges  
and Universities  
National Association of Student Financial Aid Administrators  
National Association of Student Personnel Administrators  
National Association for Women in Education  
National Association of Women in Catholic Higher Education  
National Council of University Research Administrators  
National League for Nursing  
National Organization of Nurse Practitioner Faculties  
National Physical Science Consortium  
New England Educational Research Organization  
North American Association of Summer Sessions  
North American Network of Field Educators and Directors  
Northeastern Association of Graduate Schools  
Society of Research Administrators  
South Shore Educational Collaborative  
Urban Network in Teacher Education  
Alpha Sigma Nu\*\*  
Beta Gamma Sigma\*\*  
Order of the Coif\*\*  
Phi Beta Kappa\*\*  
Phi Delta Kappa\*\*

\* The above listing is meant only to be representative of the major types of memberships held by the University.

\*\* A complete listing of honor societies to which the University belongs may be found in the *Boston College Student Guide*.

Source: Deans' Offices



## Academic Department Locations

Accounting Department .....	Fulton 520
Advancing Studies, College of .....	McGuinn 100
Arts and Sciences, College of .....	Gasson 109A
Arts and Sciences, Graduate School of .....	McGuinn 221
Biology Department .....	Higgins 355
Business Law Department .....	Fulton 420
Chemistry Department .....	Merkert 125
Classical Studies Department .....	Carney 122
Communication Department .....	Lyons 215
Computer Science Department .....	Fulton 460
Counseling, Developmental Psychology, and Research Methods Department .....	Campion 309
Counseling Services .....	Gasson 108, Campion 301, Fulton 254
Economics Department .....	Carney 131
Educational Administration and Higher Education .....	Campion 205
Education, Lynch School of .....	Campion 103
English Department .....	Carney 446
Finance Department .....	Fulton 330
Fine Arts Department .....	Devlin 434
Geology and Geophysics Department .....	Devlin 213
Germanic Studies Department .....	Lyons 201
History Department .....	Carney 116
Honors Programs	
Arts and Sciences .....	Gasson 102
Education .....	Campion 104
Management .....	Fulton 226A
Language Laboratory .....	Lyons 313
Law School .....	Stuart Hall, Newton Campus
Management Center .....	Fulton 556
Management, Graduate Program .....	Fulton 320
Management, Undergraduate Program .....	Fulton 360
Marketing Department .....	Fulton 450
Mathematics Department .....	Carney 374
Music Department .....	Lyons 407
Nursing, Connell School of .....	Cushing 202
Operations and Strategic Management Department .....	Fulton 350
Organizational Studies Program .....	Fulton 430
Philosophy Department .....	Carney 251
Physics Department .....	Higgins 355
Political Science Department .....	McGuinn 201
Psychology Department .....	McGuinn 301
Religious Education and Pastoral Ministry, Institute of .....	31 Lawrence Avenue
Romance Languages and Literatures Department .....	Lyons 304
Slavic and Eastern Languages Department .....	Lyons 210
Social Work, Graduate School of .....	McGuinn 129
Sociology Department .....	McGuinn 426
Summer Session .....	McGuinn 100
Teacher Education, Special Education and Curriculum & Instruction .....	Campion 211
Theater Department .....	Robsham
Theology Department .....	Carney 417

## Academic Calendars

### 2002-2003

#### Fall Semester

August 26	Monday: Classes begin for 2nd and 3rd year law students
August 28	Wednesday: Classes begin for 1st year law students
September 2	Monday: Labor Day - No classes
September 3	Tuesday: Classes begin
September 4	Wednesday: University Convocation
October 14	Monday: Columbus Day - No classes
November 27 - 29	Wednesday - Friday: Thanksgiving Holidays
December 11 and 12	Wednesday and Thursday: Study days - No classes for undergraduate day students only
December 13 - 20	Friday - Friday: Term examinations

#### Spring Semester

January 6	Monday: Classes begin for all law students
January 13	Monday: Classes begin
January 20	Monday: Martin Luther King, Jr. Day - No classes
March 3 - 7	Monday - Friday: Spring Vacation
April 17 - 21	No classes: Holy Thursday - Good Friday - Easter Monday (except classes beginning at 4:00 pm and later)
April 21	Monday: Patriot's Day - No classes
April 30 and May 1	Wednesday and Thursday: Study days - No classes for undergraduate day students only
May 2 - 9	Friday - Friday: Term examinations
May 19	Monday: Commencement
May 23	Friday: Law School Commencement

### 2003-2004

#### Fall Semester

August 25	Monday: Classes begin for 2nd and 3rd year law students
August 26	Tuesday: Classes begin for 1st year law students
September 1	Monday: Labor Day - No classes
September 2	Tuesday: Classes begin
October 13	Monday: Columbus Day - No classes
November 26 - 28	Wednesday - Friday: Thanksgiving Holidays
December 10 and 11	Wednesday and Thursday: Study days - No classes for undergraduate day students only
December 12 - 19	Friday - Friday: Term examinations

#### Spring Semester

January 5	Monday: Classes begin for all law students
January 19	Monday: Martin Luther King, Jr. Day - No Classes
January 20	Tuesday: Classes begin
March 1 - 5	Monday - Friday: Spring Vacation
April 8 - April 12	No Classes: Holy Thursday - Good Friday - Easter Monday (except classes beginning at 4:00 pm and later)
April 19	Monday: Patriots Day - No Classes
May 7 and 10	Friday to Monday: Study days - No classes for undergraduate day students only
May 11 - 18	Tuesday - Tuesday: Term examinations
May 24	Monday: Commencement
May 28	Friday: Law School Commencement

Source: Office of the Academic Vice President

## Sources of Fact Book Information

Academic Development Center  
 Academic Vice President's Office  
 Undergraduate Admission Office  
 Alumni Association  
 BCAA Compliance Office  
 Budget Office  
 Bureau of Conferences  
 Capital Project Management  
 Controller's Office  
 Deans' Offices  
 Dining Services  
 Enrollment Management Research  
 Flynn Recreation Complex  
 University Historian's Office  
 Human Resources  
 Information Technology Services  
 Jesuit Community  
 Language Laboratory  
 University Libraries  
 Marketing Communications  
 McMullen Museum of Art  
 Media Relations, Athletics Association  
 University Policies and Procedures  
 Office of the President  
 Public Affairs  
 Residential Life  
 Space Management  
 Sponsored Programs  
 Dean for Student Development  
 Student Financial Strategies  
 Student Services  
 Summer Session  
 University Archivist  
 University Relations Information Services  
 Weston Observatory

NB Sources are responsible for the accuracy and completeness of data submitted for publication

## Photography

Gary Gilbert  
 Lee Pellegrini  
 Geoff Why  
 Mark Morelli

---

## Fact Book Index

---

- Academic Administration, 16  
 Academic Calendars, 106  
 Academic Department Locations, 105  
 Academic Development Center, 79  
 Academic Resources & Technologies, 76-81  
 Academic Vice President Units, 18  
 Accrediting Agencies, 104  
 Administration & Faculty, 14-25  
 Administrators, University, 20  
 Administrative Staff, See Personnel  
 Advancing Studies Enrollment, 31-33  
 AHANA and International Student Enrollment, 32  
 Alumni & Development, 50-57  
 Alumni Association Board of Directors, 50  
 Alumni Awards, 50  
 Alumni by Primary School, Gender, and Class, 52-54  
 Alumni Clubs, 50  
 Alumni Donors by Primary School and Class, 56-57  
 Alumni, Geographic Distribution, 51  
 Applications, Acceptances, and Enrollment, Freshman, 28  
 Applications, Acceptances, and Enrollment, Transfer Students, 30  
 Archives, University, 79  
 Art, McMullen Museum of, 80  
 Association Memberships, 104  
 Athletics, 94-97
- Board of Trustee Chairmen, 14  
 Board of Trustee Membership, 14  
 Boston College, A Brief History, 6  
 Boston College, A Chronology, 7-9  
 Boston College Profile, 11  
 Boston College Properties, 62  
 Building Use, Summary, 65  
 Buildings and Grounds, See Physical Plant  
 Buildings, Boston College, 60-61  
 Burns Library, 78
- Campus Maps, 109-110  
 Career Plans of Seniors, 47  
 Chairmen, Board of Trustees, 14  
 Chairpersons, Department, 16  
 Charts of Administration, 17-19  
 Classrooms, 65  
 Compensation, Faculty, 25  
 Computer Network Elements, 81  
 Contracts and Grants, See Research & Sponsored Projects  
 Cross Application Competitor Schools, 30
- Deans, Academic, See Academic Administration  
 Degrees Conferred at Boston College, Types, 103  
 Degrees Conferred, 40-44  
 Department Chairpersons, 16  
 Dining Facilities, 64  
 Donors by Giving Club, 55
- Dormitories, See Residence Halls
- Educational Plans of Seniors, 47  
 Enrollment, Advancing Studies, 31-33  
 Enrollment, Full-Time Equivalent, 33  
 Enrollment, Full-Time Freshman by Year and Gender, 28  
 Enrollment, Graduate, by Degree Program and Discipline, 34  
 Enrollment, Graduate, by School, Gender, and Full- and Part-Time, 31-32  
 Enrollment, International Students, 32, 38-39  
 Enrollment, Minority Students, See AHANA
- Enrollment, Summer Session, 34  
 Enrollment, Transfer Students, 30  
 Enrollment, Undergraduate by School, Gender, and Full- and Part-Time, 31-32  
 Enrollment, Undergraduate Majors by School, 36  
 Evening College, see Advancing Studies  
 Executive Vice President Units, 19
- Facilities, See Physical Plant  
 Facility Capacities, 63-64  
 Faculty, Administration &, 14-25  
 Faculty, Compensation by Rank, 25  
 Faculty, by Highest Earned Degree and Gender, 23  
 Faculty, by Highest Earned Degree and Rank, 23  
 Faculty, by Rank and Gender, 24  
 Faculty, by School and Gender, 22  
 Faculty, by School and Rank, 22  
 Faculty, by School and Tenure Status, 23  
 Faculty, Full-Time Equivalent by School, 22  
 Faculty, Full-Time, Teaching Fellows, Teaching Assistants by School and Department, 24  
 Finance, 70-73  
 Financial Aid, Undergraduate and Graduate, 45  
 Financial Operations, Highlights, 70  
 Financial Position Statement, Condensed, 71  
 Foreign Students, See International Students  
 Foreword, 2  
 Founder of Boston College, 100  
 Freshman Admission Profile, 28  
 Freshman Applications, Acceptances, and Enrollment, 28  
 Freshman, Full-Time, Enrollment by Year and Gender, 28  
 Freshman, Geographic Distribution, 29  
 Full-Time Equivalent Enrollment, 33  
 Fund Raising, See Alumni & Development
- General Information, 100-110  
 Geographic Distribution, Alumni, 51  
 Geographic Distribution, Freshman, 29  
 Geographic Distribution, Undergraduates, 35  
 Geographic Distribution, Undergraduate and Graduate International Students, 39  
 Gifts to the University, 55

---

**Fact Book Index (Continued)**


---

- Graduate Degrees Conferred, 40, 44, 103  
 Graduate Enrollment by Degree Program and Discipline, 34  
 Graduate Enrollment by Gender, 31-32  
 Graduate Enrollment by School, 31-32  
 Graduate Enrollment, Full- and Part-Time, 31-32  
 Graduation and Retention Rates, 47  
 Grants, See Research & Sponsored Projects
- History, Boston College, 6-9  
 Honorary Degrees Awarded, 100-103  
 Honorary Degrees, Types Granted, 103
- Information Technology, 77, 80-81  
 Intercollegiate Athletic Season Highlights, 94-97  
 Intercollegiate Sports Participation, 97  
 International Student and Scholar Statistics, 32, 38-39  
 Intramural Sports Participation, 97
- Jesuit Community at Boston College, 15
- Language Laboratory, 79  
 Libraries, 76  
 Library Expenditures, 76  
 Library Holdings, 76  
 Library Services, 77  
 Library Special Collections, 78  
 Library Use Statistics, 76
- Majors, Undergraduate, 36-37  
 Maps, Campus, 109-110  
 McMullen Museum of Art, 80  
 Minority Student Enrollment, See AHANA  
 Mission Statement, 2
- Network Elements, 81
- Officers of the University, 16  
 Offices, 65  
 Organization Chart, Administration, 17  
 Organization Chart, Academic Vice President, 18  
 Organization Chart, Executive Vice President, 19
- Personnel, Professional, Administrative, and Support Staff, 21  
 Personnel, Restricted Funded, 21  
 Physical Plant, 60-67  
 Presidents of Boston College, 100  
 Professional Staff, See Personnel  
 Profile, Boston College, 11  
 Properties, Boston College, 62
- Residence Hall Capacities, 66
- Restricted Funded Personnel, 21
- SAT, Average by Class, Freshman Enrollees, 28  
*Senior Survey*, 47  
 Sources of *Fact Book* Information, 106  
 Special Collections, 78  
 Sponsored Activities, Highlights, 84  
 Sponsored Project Awards Summary, 84  
 Sponsored Projects by Department, 85  
 Sponsored Projects, Number and Dollar Amount Awards, 84  
 Sponsored Projects, Proposals Submitted, 88  
 Sponsored Projects, Selected Awards, 89  
 Sponsored Projects, Source and Application, 84  
 Sports Participation, Intercollegiate Statistics, 97  
 Sports Records, Varsity, 97  
 Student Credit Hours by School, 31  
 Student Learning and Support Center, 80  
 Students, 28-47  
 Students Studying Abroad, 46  
 Summer Session Enrollment, 34  
 Support Staff, See Personnel
- Table of Contents, 3-5  
 Teaching Fellows, Teaching Assistants, and Full-Time Faculty, 24  
 Technology, 77, 80-81  
 Telephone Infrastructure, 80  
 Transfer Students, Applications, Acceptances, and Enrollment, 30  
 Transfer Students, Enrollment by Type of Previous Institution and Gender, 30  
 Trustee Associate Membership, 15  
 Trustee Membership, Board of, 14  
 Tuition and Fees, 72-73
- Undergraduate and Graduate Financial Aid, 45  
 Undergraduate Degrees Conferred, 40-43 103  
 Undergraduate Enrollment by Gender, 31-32  
 Undergraduate Enrollment by School, 31-32  
 Undergraduate Enrollment, Full- and Part-Time, 31-32  
 Undergraduate Geographic Distribution, 35  
 Undergraduate Graduation and Retention Rates, 47  
 Undergraduate Majors, 36-37  
 University Administrators, 20  
 University Archives, 79
- Varsity Sports Records, 97
- Web Server, Successful Page Deliveries, 81