


# Pre-Health Program Boston College



Eagle Admit Day

# Boston College Pre-Health Program: The TEAM

**Jef Lamourex**, Associate Dean, Morrissey College of Arts and Sciences  
Director, Boston College Pre-Health Program  
Director, Gateway Scholars Program for STEM

**Lynn DiBenedetto**, Associate Professor of the Practice, Biology  
Chair, Pre-Health Advising Committee

**Erin Curley**  
Assistant Director, Pre-Health Programs

**Maureen Simmons**  
Assistant Director, Pre-Health Programs

**Kathy Ortiz**  
Administrative Assistant, Pre-Health Programs

# Introduction

## Pre-Health Program at Boston College

- Program of Study -- Not a Major
- “Open” Program free to major in any discipline
- Provide advice, information and support

## Requirements for Most Medical, Dental & Veterinary Schools

1 year of Biology with lab

1 year of General Chemistry with lab

1 year of Organic Chemistry with lab

1 year of Physics with lab

1 year of Mathematics (Recommended)

1 year of English (Highly Recommended)

1 semester of Statistics (Highly Recommended)

1 semester of Biochemistry (Highly Recommended)

\*Some Health Profession Graduate Schools have additional requirements

# Almost All Health Professional Schools Require Standardized Tests

## The Medical College Admission Test (MCAT)

Biological and Biochemical Foundations of Living Systems (59 Q)  
Chemical and Physical Foundations of Biological Systems (59 Q)  
Psychological, Social and Biological Foundation of Behavior (59 Q)  
Critical Analysis and Reasoning Skills (53 Q)  
Median Score is 511      Range: 472-528

## The Dental Admission Test (DAT)

Survey of Natural Sciences: Biology, General Chem, Organic Chem  
Perceptual Ability Test, Reading Comprehension Test, Quantitative Reasoning Test  
Median score for admissions is 19      Range 1-30

## Graduate Record Examination (GRE)

General Test required for Veterinary Medicine and Physician Assistant (and other Allied Health)  
Verbal and Quantitative Scores (similar to SAT)

# All Health Profession Schools Require Health Related Experience

## **Types of Health Care Experience:**

Shadowing Practitioners

Volunteering in Hospitals and Clinics

Clinical Research

Biomedical laboratory research

EMT, CNA, Medical Assistant, Scribing

Health Related Internships

# Gaining Health Related Experience

## Pre-Health office:

- Website posts links to opportunities
- Email new opportunities to entire pre-health listserv
- Link to “EagleDocs” for shadowing

## Career Center (Internship Office)

- Eagle Exchange (Alumni Database)

## Volunteer and Service Learning Center

## Campus Ministry- 4Boston

## BC Neighborhood Center

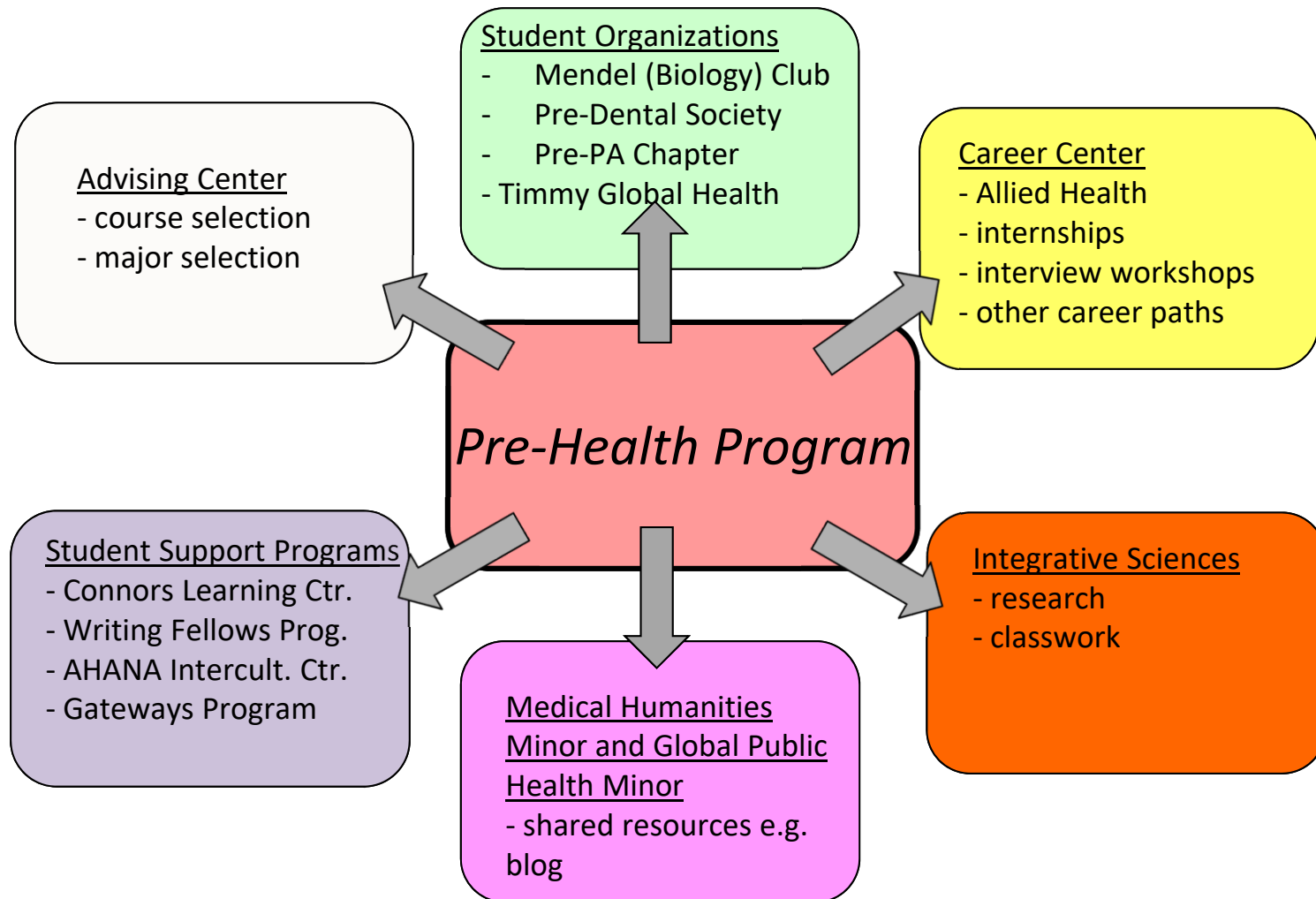
## Many Hospital Opportunities in Greater Boston

- Teaching Hospitals
- Formalized program: BWH Medical Exploration Programs

## BC EMS for trained EMTs

## Mendel Society Database

# Many facets of Pre-Health Program





# Pre-Health Advising at Boston College

Director of Pre-Health Office

2 Assistant Directors

Pre-Health Faculty Committee

(16 faculty and 2 Deans)

Students (Mendel Society)

- Medical School Admissions Night
- Peer Advising

Pre-Physician Assistant, Pre-Dental and Pre-Veterinary  
Student Organizations

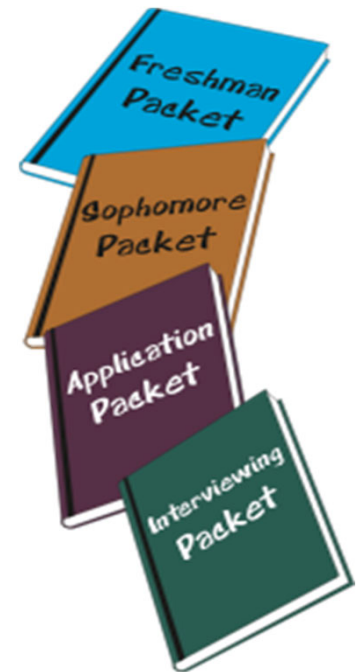
# Pre-Health Advising Meetings/ Materials

## Advising Meetings and Packets

- Freshman Meeting / Packet
- Sophomore Meeting / Packet
- Application Meeting / Packet and Checklist Calendar
- Final Application Meeting
- Interviewing Packet

Web Sites ([www.bc.edu/premed](http://www.bc.edu/premed))

Medical  
Dental  
Veterinary Medicine  
Physician Assistant  
Optometry  
Podiatric Medicine



# Application Support

## Strategic Advice

- Example: 3 (Junior) vs 4+ year Cycle (approx. 75% apply as senior or alum)

## Checklist Calendar

## The Premedical Committee (1:1)

## Personal Statement Workshops

## Strategic Targeting of Graduate Schools

## The Application Process

## MCAT/DAT/GRE Test Prep Courses

## BC Committee Letter

# Interview Preparation

- Simulated Mock Interviews
- Interview Reports (from alumni)
- Alumni Resource Book
  - Addresses
  - Phone Numbers
  - Email Addresses

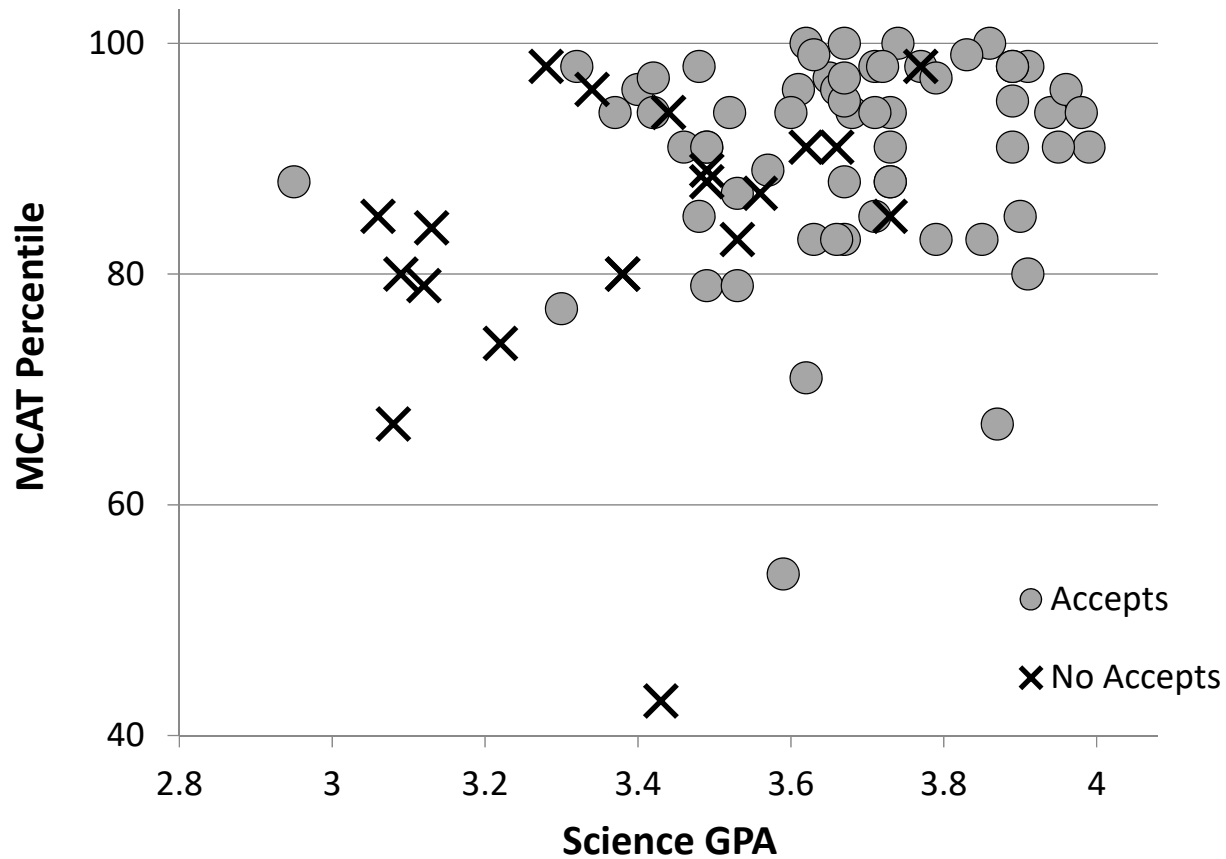
# Boston College Placement Statistics

- Open Policy
- Goal is to Produce Informed Applicants
- High Placement Rate
  - Medical
  - Dental
  - Veterinary Medicine
  - Physician Assistant School

# Overall Admission Statistics

Discipline	National (matriculated)	BC Comm. Letter (Acceptances)
Medical Allopathic	40-41%	65-78%
Medical Osteopathic	35%	40-80%*
Dental	52-55%	100%
Veterinary	47-48%	100%

# Admissions chart for students with no post-graduate coursework going through the BC



Gap Years:

Creating a holistic and competitive

Across race and gender, average age of a first-year medical student in the US is 24 – 25 years old.



# Gap Years: Creating a holistic and competitive application

Table A-6: Age of Applicants to U.S. Medical Schools at Anticipated Matriculation  
by Sex and Race/Ethnicity, 2014-2015 through 2017-2018



The table below displays the self-identified racial and ethnic characteristics of applicants to U.S. medical schools from 2014-2015 through 2017-2018. The "Multiple Race/Ethnicity" category includes those who selected more than one race/ethnicity response. Please email [datarequest@aamc.org](mailto:datarequest@aamc.org) if you need further assistance or have additional inquiries.

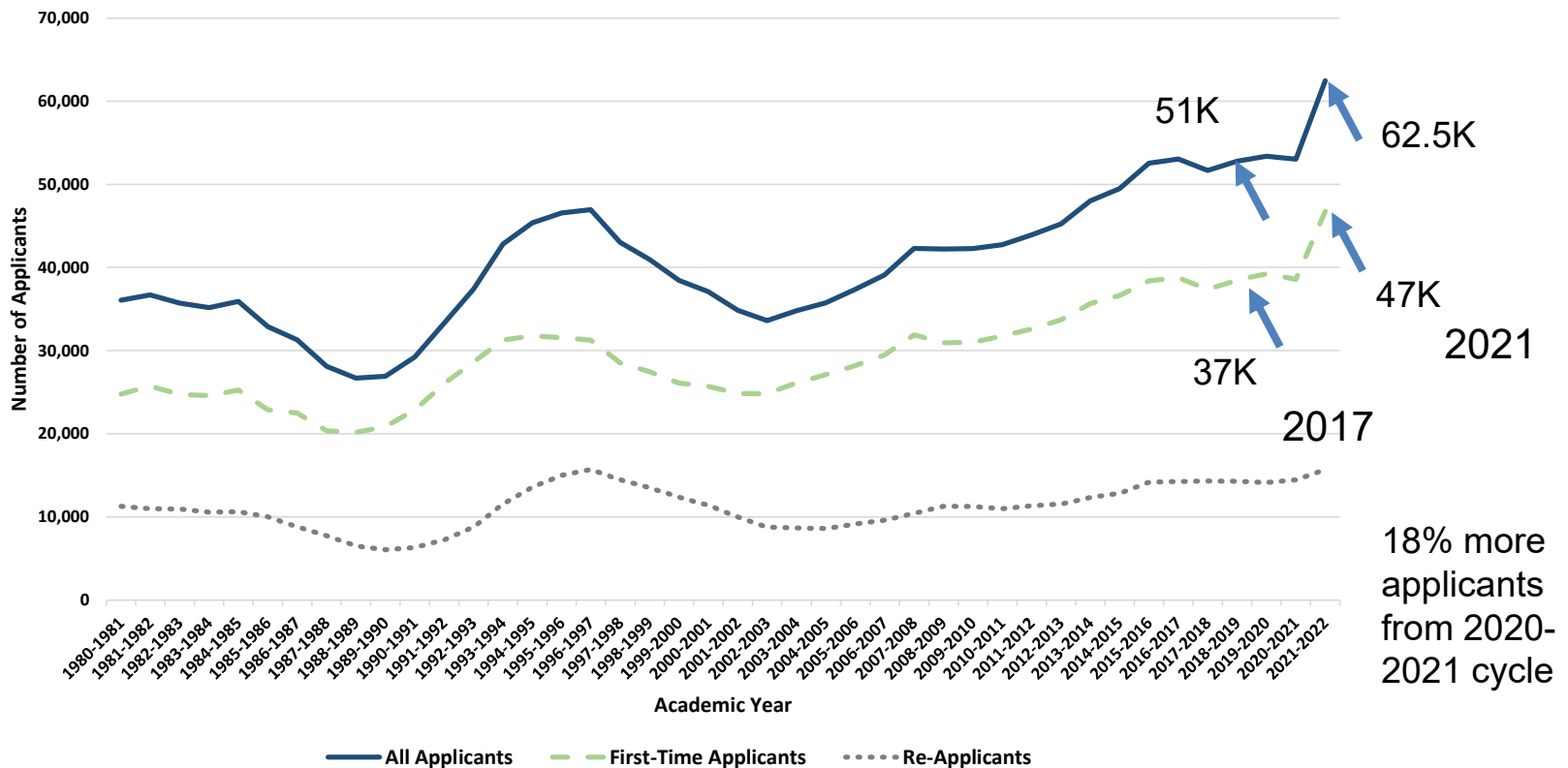
Mean Age of Applicants at Anticipated Matriculation		2014-2015			2015-2016			2016-2017*			2017-2018		
		Matriculated		All	Matriculated		All	Matriculated		All	Matriculated		All
		No	Yes		No	Yes		No	Yes		No	Yes	
Women	American Indian or Alaska Native	27	25	26	26	24	25	27	24	26	27	25	26
	Asian	24	23	24	24	23	24	24	23	24	24	23	24
	Black or African American	26	24	25	25	24	25	26	24	25	26	24	25
	Hispanic, Latino, or of Spanish Origin	25	24	24	25	24	24	25	24	24	25	24	24
	Native Hawaiian or Other Pacific Islander	28	25	26	26	24	25	27	24	26	25	25	25
	White	24	24	24	24	24	24	24	24	24	24	24	24
	Other	24	24	24	25	23	24	24	24	24	24	24	24
	Multiple Race/Ethnicity	25	24	24	25	24	24	25	24	24	25	24	24
	Unknown Race/Ethnicity	25	24	24	25	24	24	25	23	24	25	24	24
	Non-U.S. and Non-Permanent Resident	24	24	24	24	24	24	24	24	24	24	24	24
<b>Total</b>	<b>25</b>	<b>24</b>	<b>24</b>	<b>25</b>	<b>24</b>	<b>24</b>	<b>25</b>	<b>24</b>	<b>24</b>	<b>25</b>	<b>24</b>	<b>24</b>	
Men	American Indian or Alaska Native	26	26	26	27	25	26	27	25	26	25	25	25
	Asian	24	23	24	24	23	24	24	23	24	24	23	24
	Black or African American	27	24	26	27	24	26	26	24	26	26	24	26
	Hispanic, Latino, or of Spanish Origin	25	24	25	25	24	25	25	24	25	25	24	25
	Native Hawaiian or Other Pacific Islander	27	27	27	27	24	26	27	29	28	27	24	26
	White	25	24	25	25	24	25	25	24	25	25	24	25
	Other	25	24	24	25	24	25	25	24	24	25	24	24
	Multiple Race/Ethnicity	25	24	25	25	24	25	25	24	25	25	24	25
	Unknown Race/Ethnicity	25	24	25	25	24	25	26	25	26	26	24	25
	Non-U.S. and Non-Permanent Resident	24	24	24	24	24	24	24	24	24	24	24	24
<b>Total</b>	<b>25</b>	<b>24</b>	<b>24</b>	<b>25</b>	<b>24</b>	<b>25</b>	<b>25</b>	<b>24</b>	<b>25</b>	<b>25</b>	<b>24</b>	<b>24</b>	

# Gap Years: Soaring application numbers, same # seats



**Chart 1: Applicants, First-Time Applicants, and Repeat Applicants to U.S. Medical Schools, 1980-1981 through 2021-2022**

The graph below displays the number of applicants, first-time applicants, and repeat applicants to U.S. medical schools from academic year 1980-1981 through 2021-2022.



Source: AAMC 11/8/2021

© 2021 Association of American Medical Colleges. These data and charts may not be reproduced or distributed without prior written permission.

**BOSTON COLLEGE**

## Take- Aways

- Structured and Supportive Advising Program
  - Leads to well informed choices
- Extensive Resources Available
  - Boston College
  - Metropolitan Boston
- Receive an excellent, well-rounded education
- Discover and fulfill your unique purpose!

Thank You

**Questions?**

**PREMED@BC.EDU**

BOSTON COLLEGE