

FOREWORD

The Office of Institutional Research is pleased to present the **Boston College Fact Book, 2005-2006**, the 33rd edition of this publication.

This book is intended as a single, readily accessible, consistent source of information about the Boston College Community, its resources, and its operations. It is a summary of institutional data gathered from many areas of the University, compiled to capture the 2004-2005 Fiscal and Academic Year, and the fall semester of the 2005-2006 Academic Year. Where appropriate, multiple years of data are provided for historical perspective. It is not all encompassing but will provide pertinent facts and figures valuable to administrators, faculty, staff, and students alike.

Sincere appreciation is extended to all contributors who offered their time and expertise to maintain the greatest possible accuracy and standardization of their data. We are indebted to IR staff members Jessica Greene, Carol Pepin, and Margaret Ryan for their assistance and input. A special thank you is also extended to graduate student, Kristin Hunt, for her diligence and attention to detail.

A concerted effort is made to make this publication an increasingly more useful reference, at the same time enhancing your understanding of the scope and progress of the University. We welcome your comments and suggestions toward these goals.

This fact book, as well as those from previous years, is available in its entirety at <http://www.bc.edu/factbook>.

Christine Buscemi
Editor and Project Administrator
Office of Institutional Research

Kelli J. Armstrong
Director
Office of Institutional Research

March 2006

THE MISSION OF BOSTON COLLEGE

Strengthened by more than a century and a quarter of dedication to academic excellence, Boston College commits itself to the highest standards of teaching and research in undergraduate, graduate, and professional programs and to the pursuit of a just society through its own accomplishments, the work of its faculty and staff, and the achievements of its graduates. It seeks both to advance its place among the nation's finest universities and to bring to the company of its distinguished peers and to contemporary society the richness of the Catholic intellectual ideal of a mutually illuminating relationship between religious faith and free intellectual inquiry.

Boston College draws inspiration for its academic and societal mission from its distinctive religious tradition. As a Catholic and Jesuit university, it is rooted in a world view that encounters God in all creation and through all human activity, especially in the search for truth in every discipline, in the desire to learn, and in the call to live justly together. In this spirit, the University regards the contribution of different religious traditions and value systems as essential to the fullness of its intellectual life and to the continuous development of its distinctive intellectual heritage.

Boston College pursues this distinctive mission by serving society in three ways:

- by fostering the rigorous intellectual development and the religious, ethical, and personal formation of its undergraduate, graduate, and professional students in order to prepare them for citizenship, service, and leadership in a global society;
- by producing nationally and internationally significant research that advances insight and understanding, thereby both enriching culture and addressing important societal needs; and
- by committing itself to advance the dialogue between religious belief and other formative elements of culture through the intellectual inquiry, teaching and learning, and the community life that form the University.

Boston College fulfills this mission with a deep concern for all members of its community, with a recognition of the important contribution a diverse student body, faculty, and staff can offer, with a firm commitment to academic freedom, and with a determination to exercise careful stewardship of its resources in pursuit of its academic goals

TABLE OF CONTENTS

Foreword.....	2
The Mission of Boston College.....	2
A Brief History of Boston College	6
A Boston College Chronology.....	7
Boston College Profile	10
ADMINISTRATION & FACULTY	
Board of Trustee Membership	12
Trustee Associate Membership	13
Board of Trustee Chairmen	14
The Jesuit Community at Boston College.....	14
Officers of the University.....	15
Academic Administration	15
Chart of Administration.....	16
Academic Vice President Units.....	17
Executive Vice President Units	18
University Administrators.....	19
Department Chairpersons	20
Professional, Administrative, and Support Staff Personnel by Gender	21
Restricted Funded Personnel by Gender and FTE	21
Faculty:	
by School and Rank	22
by School and Gender	22
by School and Tenure Status	22
by Highest Degree Earned and Rank.....	23
by Highest Degree Earned and Gender.....	23
by Rank and Gender.....	23
Full-Time Equivalent by School.....	24
Full-Time Faculty, Teaching Fellows, and Teaching Assistants:	
by School and Department	24
Faculty Compensation:	
by Rank	25
by Rank, Average Compared to AAUP Category I	25
STUDENTS	
Freshman Enrollment by Year and Gender (Full-Time).....	28
Freshman Admission Profile.....	28
Freshman Applications, Acceptances, and Enrollment (Full-Time).....	28
Class of 2009 Applications, Acceptances, and Enrollment – Geographic Distribution.....	29
Top Cross Application Competitor Schools of Enrolling Freshmen	30
Undergraduate Transfer Students:	
Applications, Acceptances, and Enrollment (Full-Time)	30
by Type of Previous Institution and Gender	30
Enrollment:	
by School, Gender, and Full- and Part-Time.....	31
Student Credit Hours by School.....	31
by School, Gender, and Full- and Part-Time (Five Years).....	32
AHANA and International Enrollment by Gender	32
Full-Time Equivalent by School.....	33

Undergraduates Studying Abroad	34
Summer Session Enrollment	34
Geographic Distribution of Undergraduate Students	35
Undergraduate Majors by School.....	36
Undergraduate Minors by School.....	37
Most Popular Undergraduate Majors.....	38
Disciplines with Largest Increases in Undergraduate Majors.....	38
Most Popular Undergraduate Minors	38
International Students and Scholars:	
by School.....	39
by Class or Program.....	39
by Gender and Program.....	39
by Country.....	40
Degrees Conferred:	
Undergraduate and Graduate by Degree and Gender	41
Undergraduate by Degree and Number of Majors	42
Undergraduate by Major.....	43
Undergraduate by School and Major	44
Graduate by School, Degree, Primary Field, and Gender	45
Undergraduate Financial Aid:	
Dollars Awarded	46
Average Need-Based Financial Aid.....	46
Undergraduate Student Graduation and Retention Rates	47
Competitive Fellowships and Awards.....	47

ALUMNI & DEVELOPMENT

Alumni Association National Board of Directors	50
Alumni Association Regional Chapters.....	50
Alumni Association Achievement Awards.....	50
Alumni Geographic Distribution.....	51
Living Alumni by Primary School and Class.....	52
Living Alumni by Gender and Class	54
Gifts to the University	55
Individual Donors by Giving Club	55
Alumni Donors by Primary School and Class.....	56

PHYSICAL PLANT

Buildings Related to Boston College Operations.....	60
Boston College Properties.....	63
Summary of Building Use	64
Facility Capacities	64
Classrooms.....	64
Offices.....	65
Dining Facilities	66
Residence Hall Statistics by Buildings	67

FINANCE

Highlights of Financial Operations	70
Condensed Statement of Financial Position.....	71
Tuition and Fees	72
Undergraduate Tuition Restated in 1982-84 Dollars.....	73

ACADEMIC RESOURCES & TECHNOLOGY

Boston College Libraries	76
Boston College Library Holdings	76
Expenditures for Library Materials	76
Digital Library Services.....	77
John J. Burns Library of Rare Books and Special Collections	78
Language Laboratory	78
University Archives.....	78
Information Technology Services	79
Successful Email Deliveries	79
Successful Page Deliveries by <i>www.bc.edu</i> Web Server	79
Connors Family Learning Center	80
McMullen Museum of Art.....	80

RESEARCH & SPONSORED PROJECTS

Highlights of Sponsored Activities	82
Summary of Sponsored Project Awards.....	82
Sponsored Projects, Source and Application of Funding	82
Sponsored Projects by Department	83
Dollar Amount of Sponsored Project Awards Received	84
Sponsored Projects Activity	85
Number of Sponsored Project Proposals Submitted, by Department	86
Number of Sponsored Project Awards Received, by Department	87
Selected Sponsored Project Awards	88
University Research Institutes and Centers	89

ATHLETICS

Varsity Sports Records	94
Intercollegiate Sports Participation	94
Intramural Sports Participation	95

GENERAL INFORMATION

Founder of Boston College	98
Presidents of Boston College	98
Honorary Degrees Awarded	98
Honorary Degrees Granted	101
Types of Degrees Conferred	101
Accrediting Agencies	102
Association Memberships.....	102
Academic Department Locations	103
Academic Calendars.....	104
Sources of <i>Fact Book</i> Information	104
Index	105
Campus Maps	107

A BRIEF HISTORY OF BOSTON COLLEGE

Boston College was founded by the Society of Jesus in 1863, and is one of twenty-eight Jesuit colleges and universities in the United States. With three teachers and twenty-two students, the school opened its doors on September 5, 1864. At the outset and for more than seven decades of its first century, the college remained an exclusively liberal arts institution with emphasis on the Greek and Latin classics, English and modern languages and with more attention to philosophy than to the physical or social sciences. Religion, of course, had its place in the classroom as well as in the nonacademic life of the college.

Originally located on Harrison Avenue in the South End of Boston, where it shared quarters with the Boston College High School, the College outgrew its urban setting toward the end of its first fifty years. A new location was selected in Chestnut Hill, then almost rural, and four parcels of land were acquired in 1907. A design competition for the development of the campus was won by the firm of Maginnis and Walsh, and ground was broken on June 19, 1909, for the construction of Gasson Hall. It is located on the site of the Lawrence farmhouse, in the center of the original tract of land purchased by Father Gasson, and is built largely of stone taken from the surrounding property.

Later purchases doubled the size of the property, with the addition of the upper campus in 1941, and the lower campus with the acquisition of the Lawrence Basin and adjoining land in 1949. In 1974 Boston College acquired Newton College of the Sacred Heart, a mile-and-a-half from the main campus. With fifteen buildings standing on forty acres, it is now the site of the Boston College Law School and residence halls housing 800 freshmen.

Though incorporated as a university since its beginning, it was not until its second half-century that Boston College began to fill out the dimensions of its charter. The Summer Session was inaugurated in 1924; the Graduate School of Arts and Sciences in 1925; the Law School, 1929; the Evening College, 1929; the Graduate School of Social Work, 1936; the College of Business Administration, 1938. The latter, along with its Graduate School established in 1957, is now known as The Wallace E. Carroll School of Management. The Schools of Nursing and Education were founded in 1947 and 1952, respectively and are now known as the William F. Connell School of Nursing and the Carolyn A. and Peter S. Lynch School of Education. Weston Observatory, founded in 1928, became a department of Boston College in 1947, offering courses in geophysics and geology.

The Graduate School of Arts and Sciences began programs at the doctoral level in 1952. Now courses leading to the doctorate are offered by twelve Arts and Sciences departments. The Schools of Education and Nursing, the Carroll Graduate

School of Management, and the Graduate School of Social Work also offer doctoral programs.

In 1927 Boston College conferred one earned bachelor's degree and fifteen master's degrees on women through the Extension Division, the precursor of the Graduate School of Arts and Sciences, the Evening College, and the Summer Session. By 1970 all undergraduate programs had become coeducational. Today women students comprise more than half of the University's enrollment.

In 1996 the Evening College became the College of Advancing Studies, offering a master's degree as well as the bachelor's degree; in 2002 the College was renamed the Woods College of Advancing Studies. In July 1996, the University's longest presidency, 24 years, came to an end when Father J. Donald Monan became chancellor and was succeeded in the presidency by Father William P. Leahy.

During the decade of the nineties, the University completed several major construction projects, including the expansion and renovation of Higgins Hall, the updating of residence halls on the upper campus and Newton campus; and the construction of a new office building for faculty and administration on lower campus. These projects provided on-campus housing for more than 80% of the college undergraduates.

In recent years, major advances have also occurred in student selectivity. Between 1996 and 2003, freshman applications increased from 16,501 to 22,424, and the middle range SAT scores of admitted students increased from 1200-1340 to 1260-1390. During this same period, the dollar amount of sponsored project awards received by the University more than doubled. Since 1996, the University's endowment has grown from \$590 million to approximately \$1.2 billion, the result of successful investment strategies and the Ever to Excel campaign which raised more than \$440 million in gifts from approximately 90,000 donors.

A milestone in the history of the University took place on June 29, 2004, when Boston College acquired 43 acres of land and five buildings in Brighton previously owned by the Archdiocese of Boston, making it possible for Boston College to expand its campus well into the future. In November 2004, St. Stephen's Priory in Dover, encompassing 78.5 acres of land, was purchased by Boston College from the Dominican Fathers Province of St. Joseph and will serve as a retreat and conference center for the University. In 2004, BC's Church in the 21st Century initiative, originally designed to examine critical issues confronting the Catholic Church, was transformed into a permanent Center with its own director.

Source: University Historian and Public Affairs

A BOSTON COLLEGE CHRONOLOGY*

- 1857** Father John McElroy, S.J. purchased property in the South End of Boston for a new college.
- 1863** Gov. John A. Andrews signed the charter of Boston College, April 1. First meeting of the Boston College trustees was held on July 6.
- 1864** Boston College opened on September 5, with Father John Bapst, S.J., as president and Father Robert Fulton, S.J., as dean. Twenty-two students admitted.
- 1877** First Commencement was held. Nine students received A.B. degrees, June 28.
- 1883** The Stylus, the College literary magazine, founded.
- 1907** Father Thomas Gasson, S.J., named president; purchased 31-acre Lawrence farm in Chestnut Hill for new campus.
- 1913** Gasson Hall completed. First graduation held at the Heights, June 18. Four classes enrolled in Gasson in September.
- 1918** Conscription and voluntary enlistment for World War I reduced the College enrollment to 125 in October, down from 671 two years earlier.
- 1919** Boston College won its first major football victory, 5-3 over favored Yale at New Haven. First issue of The Heights, student weekly, printed November 17.
- 1923** Baseball team beat Holy Cross 4-1 before 30,000 at Braves Field, June 18.
- 1924** Summer School started.
- 1925** Graduate School of Arts and Sciences started.
- 1928** Bapst Library opened, the fourth of the early Maginnis and Walsh buildings. Weston Observatory, the seismological station, founded.
- 1929** Law School opened at 11 Beacon Street. Boston Evening College started as "Boston College Intown" at 126 Newbury Street, Boston.
- 1935** Greek requirement for the A.B. degree dropped.
- 1936** Graduate School of Social Work opened at Newbury Street.
- 1938** School of Management opened at Newbury Street as the "College of Business Administration."
- 1940** Cotton Bowl vs. Clemson (3-6) first bowl game.
- 1941** Cardinal O'Connell purchased the Liggett estate, the upper campus, and gave it to the College.
- 1946** To accommodate post war enrollment, army surplus barracks became dormitories on the site of present Campion Hall; a larger office/classroom building was erected on the site of McGuinn, and a recreation building on the site of Cushing Hall.
- 1947** Construction begun on the first permanent building since the completion of Bapst in 1928, to house the College of Business Administration (occupied in September 1948). The School of Nursing opened at 126 Newbury Street.
- 1949** College acquired small reservoir (lower campus) Hockey team won national title at Colorado Springs.
- 1951** Lyons Hall was completed in July.
- 1952** The School of Education opened in September in Gasson Hall. Doctoral programs were begun in Economics, Education, and History, the beginning of increased emphasis on graduate education.
- 1954** Law School moved to St. Thomas More Hall on the Chestnut Hill campus.
- 1955** Claver, Loyola, and Xavier Halls opened, first campus residences constructed by BC. The School of Education moved into Campion Hall.
- 1957** Graduate School of Management founded. Alumni Stadium dedicated September 21.
- 1958** Latin no longer required for the A. B. degree. The College of Arts and Sciences Honors Program and the Scholar of the College Program were begun. The original gymnasium, Roberts Center, and the first hockey rink, McHugh Forum, were opened.
- 1959** The Board of Regents, advisory to the trustees and administration, was established.
- 1960** The Nursing School occupied its campus building, Cushing Hall. Three more student residences, named for the early bishops of Boston, Cheverus, Fenwick, and Fitzpatrick, were completed.
- 1961** McElroy Commons opened.
- 1963** The Boston College Centennial Convocation was addressed by President John F. Kennedy on April 20. The Self-Study of the College of Arts and Sciences led to a new core curriculum, a reduction in the course load, election of department chairmen, the establishment of Educational Policy committees, and sabbaticals.
- 1964** Carney Hall opened. Welch, Williams, and Roncalli residences were occupied.
- 1966** Higgins Hall was dedicated in November.
- 1968** The Board of Regents joined the Jesuit trustees to form the Board of Directors, October 8. The Black Talent Program was started, precursor to AHANA Student Programs.

- 1970 Women admitted for degrees in all undergraduate colleges. The modular residences were placed on the lower campus. PULSE, an academic/social action program, was started. The Campus School for multi-handicapped children was begun.
- 1971 The office of president of Boston College and rector of the Boston College Jesuit community were separated on January 1. Installation of Omicron Chapter, Phi Beta Kappa took place on April 6.
- 1972 Father J. Donald Monan, S.J., succeeded Father W. Seavey Joyce, S.J., as president, September 5. The trustees voted to eliminate the Board of Directors and to expand the Board of Trustees to include laymen, November 19. The newly structured Board of Trustees, with 35 members (13 Jesuits), elected Cornelius Owens '36 chairman. The Women's Center was established.
- 1973 The Long-Range Fiscal Planning Committee presented to the Trustees a plan for balanced budgets for the succeeding five years.
- 1974 Newton College of the Sacred Heart became part of Boston College (announced March 11).
- 1975 The Law School moved to the Newton Campus. Edmond's Hall was occupied in September.
- 1976 The New Heights Advancement Campaign to raise \$21 million was begun in April. Over the next five years more than \$25 million was raised.
- 1979 One thousand friends of Speaker of the House Thomas P O'Neill, '36, gathered in Washington to establish the O'Neill Chair in American Politics, December 9. The Graduate School of Social Work established a doctoral degree program. The Recreation Complex named for Athletic Director William J. Flynn.
- 1980 The Jesuit community endowed the Thomas I. Gasson, S.J., Chair for distinguished Jesuit scholars.
- 1982 Walsh Hall residence dedicated to former president Michael P. Walsh, S.J., October 7.
- 1984 O'Neill Library dedicated to Speaker Thomas P. O'Neill, October 14. Doug Flutie awarded Heisman Trophy.
- 1985 The E. Paul Robsham, Jr., Theater Arts Center was dedicated on October 25.
- 1986 Dedication of renovated Bapst Library, dedication of Burns Library, April 22. Goals for Nineties (planning document) published. Alumni Association moved to Alumni House on the Newton Campus. St. Patrick's Day dinner took place in Washington honoring Speaker Thomas P. O'Neill. Speakers included President Ronald Reagan, former President Gerald Ford, and Bob Hope. Two million dollars was raised for BC scholarships.
- Five-year \$125 million Campaign for Boston College started. The dismantling of McHugh Forum was begun to make way for Conte Forum.
- 1987 The Graduate School of Management's doctoral program in finance was approved by the Trustees. The Jesuit Institute, funded by a \$1.5 million gift from the Jesuit community, with a matching University commitment, was established to support exploration into the religious and ethical questions that emerge through the intersection of faith and culture.
- 1988 The first students enrolled in the new Nursing Ph.D. program. The Music Program became a department of the College of Arts and Sciences. Vouté Hall and its companion student residence were occupied. The Museum of Art was opened in Devlin Hall.
- 1989 Congressman Silvio O. Conte '49, was present for the dedication of Conte Forum. The School of Management became the Carroll School of Management in honor of Wallace E. Carroll '28. Sister Thea Bowman was awarded an honorary degree and AHANA House was named for her in October. Roberts Center was razed to make room for the Merkert Chemistry Center.
- 1991 Wing added to Campion Hall, with major renovation of the original building.
- 1992 The Eugene F. Merkert Chemistry Center dedicated. The Campaign for Boston College completed, exceeding the \$125 million goal by over \$11 million.
- 1993 Renovated Devlin Hall welcomed occupants: the Department of Geology and Geophysics, the Department of Fine Arts, the Art Museum, and the Admission Office. The football team beat Notre Dame at South Bend, 41-39, when Notre Dame was ranked No. 1 in the country. Renovation of Fulton Hall was begun. The Department of Theater was established.
- 1994 Graduate programs in Nursing and Education separated from the Graduate School of Arts & Sciences. Father Monan established a University Academic Planning Council to map university strategies. A garage for 900 cars was completed behind St. Mary's Hall. The stadium seating capacity was enlarged from 32,000 to 44,500.
- 1995 On October 6, 1995, the trustees elected Father William P. Leahy, S.J., to succeed Father J. Donald Monan, S.J., as president. Fulton Hall reopened, enlarged and transformed exteriorly to match the Gothic style of the early buildings.
- 1996 The Law School's new library was completed and opened on the Newton campus in January. *U.S. News & World Report* ranked Boston College 16th among the nation's teaching universities and 37th in the national university category. The student residence at 70 St. Thomas More Road was named Thomas A. and

Margaret A. Vanderslice Hall; the nearby residence building at number 80 was named Gabelli Hall; and the Art Museum became the Charles S. and Isabella V. McMullen Museum of Art. On July 31, Father Monan's 24-year presidency ended, and on October 18 Father William P. Leahy, S.J., was inaugurated as the 25th president of Boston College.

- 1997** In a rating of graduate schools, *U.S. News & World Report* placed Boston College Law School 22nd in its field, while the Graduate School of Social Work was ranked 14th, the School of Nursing 27th, and the School of Education 28th. In March, Father Leahy was homilist at the annual St. Patrick's Day Mass at the Cathedral of the Holy Cross.
- 1998** The formal opening of the Irish Institute and the Irish Studies Program was held at Connolly House. Work began on a three-year project to renovate and expand Higgins Hall, which houses the Biology and Physics departments. *U.S. News & World Report* rated the BC schools of law, education, and nursing among the top 25 in their fields. BC undergraduates won more than 20 prestigious national fellowships, including a dozen Fulbrights and a coveted Marshall Scholarship.
- 1999** BC's School of Education was named the Carolyn A. and Peter S. Lynch School of Education in recognition of the couple's gift of more than \$10 million. For the fifth consecutive year, BC was ranked among the top 40 national universities by *U.S. News & World Report*. The McMullen Museum of Art's exhibition *Saints and Sinners: Caravaggio and the Baroque Image* attracted more than 65,000 visitors to the campus. BC announced a \$400 million "Ever to Excel" capital campaign.
- 2000** The annual *U.S. News & World Report* survey ranked Boston College 38th among the nation's 228 national universities. BC, Notre Dame, and Georgetown were the only Catholic universities in the top 40. Geoffrey and Rene Boisi committed \$5 million to establish the Center for Religion and American Public Life, directed by social scientist Alan Wolfe. BC appointed Sheila Blair and Jonathan Bloom to share the Norma Jean Calderwood Chair in Islamic and Asian Art.
- 2001** The BC School of Nursing was renamed the William F. Connell School of Nursing in honor of longtime trustee, William F. Connell, '59. A \$2 million grant from the Lilly Endowment supports a BC program to encourage students to integrate faith and career. BC established a permanent Dublin home, on St. Stephens Green, as a resource for the University's Irish Studies Program.
- 2002** Boston College received a record number of undergraduate applications for the 2002-2003 academic year, with more than 21,000 applicants for the approximately 2,200 available seats. In the April issue of *U.S. News & World Report*, the Carroll Graduate School was moved up two places to rank as 39th in the nation. BC's Law School remained in 22nd place nationally, and the graduate program of the Lynch School of Education moved up to 21st position. The former Evening College was renamed the Woods College of Advancing Studies in honor of longtime dean, Rev. James A. Woods, S.J. President William P. Leahy, S.J., announced that Boston College will develop a "special academic focus" to examine issues confronting the Catholic Church. The initiative, called "The Church in the 21st Century," was officially launched in September 2002.
- 2003** The Boston College "Church in the 21st Century" initiative attracted national attention and local interest with its series of conferences and seminars. BC's "Ever to Excel" fundraising drive surpassed its original \$400 million goal by generating more than \$440 million in gifts and pledges from approximately 90,000 donors. The 22,424 applications for approximately 2,200 places in the Class of 2007 set a school record, surpassing the previous year's total of 21,131 applications. BC announced it would withdraw from the Big East and accept an invitation to join the Atlantic Coast Conference.
- 2004** In June 2004, Boston College completed its acquisition of 43 acres of land and five buildings in the nearby Brighton area from the Archdiocese of Boston for \$99.4 million. BC also purchased St. Stephen's Priory from the Dominican Friars, encompassing 78.5 acres on the Charles River in Dover, to be used as a retreat and conference center. President William P. Leahy, S.J. took the Church in the 21st Century program to Los Angeles, Phoenix, Dallas, Atlanta, Naples, and Chicago, to provide alumni an opportunity to discuss issues confronting the Catholic Church.
- 2005** In 2005, fourteen Fulbright fellowships were awarded to students and recent graduates of Boston College for a year of post-graduate study abroad. BC's Church in the 21st Century initiative, originally a two-year program, was transformed into a permanent Center, with its own director. Paintings, photographs, sculptures, and other objects, titled *The Power of Conversation: Jewish Women and their Salons*, were on display at the McMullen Museum of Art from August to December, 2005. The Yawkey Athletic Center, a 72,000-square-foot addition to Alumni Stadium, and new home of the BC football program, opened in the spring of 2005 with the assistance of a \$15 million grant from the Yawkey Foundation. BC accepted approximately 150 undergraduate students from Loyola and Tulane universities as visiting students until their schools in New Orleans recovered from the effects of Hurricane Katrina.

* References to presidents and Board of Trustee chairmen are minimized in this chronology since they are listed elsewhere in this Fact Book
Source: University Historian and Public Affairs

BOSTON COLLEGE PROFILE

Undergraduate Admission (Class of 2009)	
Applicants	23,823
Enrollees	
Men	1,097
Women	1,077
Total Freshman Class	2,174
Enrollment (Full- and Part-Time; Fall 2005)	
Undergraduate	9,019
Advancing Studies (undergraduate)	815
Graduate & Professional	4,736
Total Enrollment	14,570
Degrees Conferred (Academic Year 2004-05)	
Undergraduate	2,241
Advancing Studies (undergraduate)	100
Graduate & Professional	1,741
Total Degrees Conferred	4,082
Alumni (Fall 2005)	143,145
Faculty (Academic Year 2004-05)	
Full-Time Faculty	714
Part-Time Faculty (FTE)	174
Teaching Fellows	170
Teaching Assistants	252
Professional, Administrative, and Support Staff (Fall 2005)	
Total Professional, Administrative Staff	1,223
Total Secretarial, Clerical, Technical	613
Total Facilities Services, Plant Services	562
Libraries – (Total Holdings) – Volumes (2005)	2,124,242
Physical Plant (Spring 2005)	
Acres	
Chestnut Hill Campus	117.3
Newton Campus	40.3
Other	222.1
Total Acres	379.7
Buildings	
Administrative/Academic	53
Student Residence	29
Other	42
Total Buildings	124
Finance (Fiscal Year 2004-05)	
Total Operating Revenues and Other Support	\$590 million
Total Expenditures	\$590 million

BOARD OF TRUSTEE MEMBERSHIP 2005-2006

Gregory P. Barber, '69

Peter W. Bell, '86
Managing Director
Stowe Capital, LLC

Geoffrey T. Boisi, '69
Chairman and Senior Partner
Roundtable Investment Partners LLC

Patrick Carney, '70
Chairman and Chief Executive Officer
Claremont Companies

Darcel D. Clark, '83
Supreme Court Justice
State of New York

Charles I. Clough, Jr., '64
Chairman and Chief Executive Officer
Clough Capital Partners

***John M. Connors Jr., '63**
Chairman
Hill, Holliday, Connors, Cosmopolos, Inc.

Kathleen A. Corbet, '82
President
Standard and Poor's

***Joseph E. Corcoran, '59**
Chairman
Corcoran Jennison Companies

Robert F. Cotter, '73
President and Chief Operating Officer
Starwood Hotels & Resorts Worldwide, Inc.

Robert M. Devlin
Chairman
Curragh Capital Partners

Francis A. Doyle, '70, MBA '75
President and Chief Executive Officer
Connell Limited Partnership

Cynthia Lee Egan, '78
Executive Vice President
Fidelity Investments Tax Exempt Services
Company

Mario J. Gabelli
Chairman and Chief Investment Officer
GAMCO Investors, Inc.

***William J. Geary, '80**
Partner
North Bridge Venture Partners

Susan McManama Gianinno, '70
Chairman and CEO
Publicis USA

Mary J. Steele Guilfoile, '76
Chairman
MG Advisors, Inc.

Kathleen Powers Haley, '76
Manager
Snows Hill Management

***Paul F. Harman, S.J., '61, MA '62**
Rector of the Jesuit Community
Boston College

Daniel J. Harrington, S.J., '64, MA '65
Professor of New Testament
Weston Jesuit School of Theology

John L. Harrington, '57, MBA '66
President and Trustee
Yawkey Foundation

Robert K. Kraft
Chairman and Chief Executive Officer
The Kraft Group

Robert B. Lawton, S.J.
President
Loyola Marymount University

***William P. Leahy, S.J.**
President
Boston College

Peter K. Markell, '77
Vice President of Finance
Partners HealthCare System, Inc.

**Kathleen M. McGillicuddy, '71
(Newton College)**
Former Executive Vice President
FleetBoston Financial

***R. Michael Murray, Jr., '61, M.A. '65**
Member, McKinsey Advisory Committee
McKinsey & Company, Inc.

Thomas P. O'Neill III, '68
Chief Executive Officer
O'Neill and Associates

Brian G. Paulson, S.J.
President
St. Ignatius College Prep

Scott R. Pilarz, S.J.
President
University of Scranton

Sally Engelhard Pingree
Director and Vice Chairman
Engelhard Hanovia, Inc.

Paula D. Polito, '81
Senior Vice President
Merrill Lynch

R. Robert Popeo, Esq., J.D. '61
Chairman and President
Mintz, Levin, Cohn, Ferris, Glovsky &
Popeo, P.C.

John J. Powers, '73
Managing Director
Goldman Sachs & Company

Richard F. Powers III, '67
Advisory Director (Ret.)
Morgan Stanley

Pierre-Richard Prosper, '85
Former U.S. Ambassador-at-Large for War
Crimes

Thomas F. Ryan, Jr., '63
Retired, Private Investor

***Rev. Nicholas A. Sannella, '67**
Pastor
Immaculate Conception Parish

Bradley M. Schaeffer, S.J., M.Ed. '73
President of the Jesuit Conference

***Marianne D. Short, Esq., '73
(Newton College), J.D. '76**
Dorsey & Whitney LLP

***Patrick T. Stokes, '64**
President and Chief Executive Officer
Anheuser-Busch Companies, Inc.

Richard F. Syron, '66, L.D. '89 (Hon.)
Chairman and Chief Executive Officer
Freddie Mac

Solomon D. Trujillo
Chief Executive Officer
Telstra Corporation Limited

Jeffrey P. von Arx, S.J.
President
Fairfield University

***Benaree P. Wiley**
President and Chief Executive Officer
(Emeritus)
The Partnership, Inc.

†Only Boston College degrees listed

*Executive Committee Member

Source: President's Office

TRUSTEE ASSOCIATE MEMBERSHIP 2005-2006

Mary Jane Vouté Arrigoni
Greenwich, CT

Casey C. Beaumier, S.J.
Creighton University

Wayne A. Budd, Esq., '63
Senior Counsel
Goodwin Procter LLP

Denis H. Carroll, '64
Chairman and Chief Executive Officer
Holden Industries, Inc.

James F. Cleary, '50, D.B.A. '93 (Hon.)
Advisory Director
UBS

Christopher S. Collins, S.J.
Weston Jesuit School of Theology

John F. Cunningham, '64
Chairman and Chief Executive Officer
Cunningham and Company

Brian E. Daley, S.J.
Professor, Department of Theology
University of Notre Dame

Michael A. Fahey, S.J., '57, L.Th. '65
Professor, Department of Theology
Marquette University

Emilia M. Fanjul
Boston College Parent

John F. Farrell Jr.
Chairman
Automatic Service Company

Yen-Tsai Feng
Roy E. Larsen Librarian (Ret.)
Harvard College

Charles D. Ferris, Esq., '54, J.D. '61, LL.D. '78 (Hon.)
Senior Partner
Mintz, Levin, Cohn, Ferris, Glovsky & Popeo, P.C.

Thomas J. Flanagan, '42
Chairman, President and
Chief Executive Officer
The Flanagan Group-Technology
Consulting

Thomas J. Flatley
President
The Flatley Company

Thomas J. Galligan Jr., '41, D.B.A. '75 (Hon.)
Chairman and Chief Executive Officer
(Ret.)
Boston Edison Company

John J. Higgins, S.J., '59, M.A. '60, S.T.L. '67
Executive Assistant to the Provincial
New England Province

Richard T. Horan, '53
President
Hughes Oil Company

George W. Hunt, S.J.
Director, Archbishop Hughes Institute
Fordham University

Richard A. Jalkut, '66
President and Chief Executive Officer
TelePacific Communications

Anne P. Jones, Esq., '58, J.D. '61
Consultant

Michael D. Jones, Esq., '72, J.D. '76
Senior Executive Vice President and
Chief Administrative Officer
National Association of Securities
Dealers, Inc.

Edmund F. Kelly
Chairman, President and
Chief Executive Officer
Liberty Mutual Group

Mark A. Kramer, S.J.
Associate Pastor
St. Peter Claver Parish

Judith B. Krauss, '68
Professor of Nursing & Master,
Silliman College
Yale University

Peter S. Lynch, '65, LL.D. '95 (Hon.)
Vice Chairman
Fidelity Management and Research
Company

**Catherine T. McNamee, C.S.J.,
M.Ed. '55, M.A. '58**
Profesora
Universidad Catolica del Maule

Robert A. Mitchell, S.J.
Superior
America House

Robert J. Morrissey, Esq.
Morrissey, Hawkins and Lynch

Giles E. Mosher Jr., '55
Vice Chairman (Emeritus)
Bank of America

John A. McNeice Jr., '54, DBA '97 (Hon.)
Chairman and Chief Executive Officer
(Ret.)
The Colonial Group, Inc.

Robert J. Murray, '62
Chairman and Chief Executive Officer
(Ret.)
New England Business Service, Inc.

Therese E. Myers, '66 (Newton College)
Chief Executive Officer
Bouquet Multimedia, LLC

Kevin F. O'Brien, S.J.
Weston Jesuit School of Theology

**Edward M. O'Flaherty, S.J., '59,
Th.M. '66**
Director, Office of Ecumenical and
Interreligious Affairs
Archdiocese of Boston

Thomas D. O'Malley
Chairman
Premcor, Inc.

Cornelius W. Owens, '36, LL.D. '68 (Hon.)
Executive Vice President (Ret.)
AT&T

Nicholas S. Rashford, S.J.
Professor
St. Joseph's University

Thomas J. Rattigan, '60

Randall P. Seidl, '85
Vice President and General Manager
Sun Microsystems, Inc.

John J. Shea, S.J., M.Ed. '70
Director
Jesuit East Asia Assistancy Theological
Encounter

TRUSTEE ASSOCIATE MEMBERSHIP 2005-2006 (Continued)

Sylvia Q. Simmons, M.Ed. '62, Ph.D. '90
President (Ret.)
American Student Assistance Corporation

Robert L. Sullivan, '50, M.A. '52
International Practice Director (Ret.)
Peat, Marwick, Mitchell & Company

Salvatore J. Trani
Executive Managing Director
BGC Partners, L.P.

Thomas A. Vanderslice, '53
Private Investor

Vincent A. Wasik
President
MCG Global, LLC

†Only Boston College degrees listed
Source: President's Office

BOARD OF TRUSTEE CHAIRMEN

Cornelius W. Owens	1972-1975
Thomas J. Galligan, Jr.	1975-1978
James P. O'Neill	1978-1981
William F. Connell	1981-1984
David S. Nelson	1984-1987
Thomas A. Vanderslice	1987-1990
John M. Connors, Jr.	1990-1993
Geoffrey T. Boisi	1993-1996
Richard F. Syron	1996-1999
Charles I. Clough, Jr.	1999-2002
John M. Connors, Jr.	2002-2005
Patrick T. Stokes	2005-

THE JESUIT COMMUNITY AT BOSTON COLLEGE

With 111 members, the Jesuit Community at Boston College is one of the larger communities in the Society of Jesus. Fifty-four Jesuits serve in the University as members of the administration, faculty, or staff, working either full-time or part-time. A number of Jesuits in the community also offer Ignatian retreats and spiritual direction to faculty, staff, and students. There are 27 Jesuits from more than 20 different countries around the world who are studying for graduate degrees at the University or here as visiting scholars.

The main community residence is St. Mary's Hall, but there are also five smaller communities around the perimeter of the campus. Eight Jesuits live in the student residence halls and the four Jesuits who staff St. Ignatius Parish are also part of the Boston College Jesuit Community. For further details, including a list of courses taught by Jesuits at Boston College, see the Jesuit Community Web page at <http://fmwww.bc.edu/SJ/>.

Source: Rector, Jesuit Community

OFFICERS OF THE UNIVERSITY
2005-2006
President

William P. Leahy, S.J.

Chancellor

J. Donald Monan, S.J.

**Academic Vice President and
Dean of Faculties**

Cutberto Garza

Executive Vice President

Patrick J. Keating

**Vice President for University
Mission and Ministry**

Joseph A. Appleyard, S.J.

Vice President

Mary Lou DeLong

**Vice President for Facilities
Management**

Thomas Devine

Secretary of the University

Joseph P. Duffy, S.J.

**Vice President for University
Advancement**

James J. Husson

**Vice President for Governmental &
Community Affairs**

Thomas J. Keady

Senior Vice President

James P. McIntyre

**Financial Vice President
and Treasurer**

Peter C. McKenzie

**Vice President for Information
Technology Services**

Marian G. Moore

**Vice President and Assistant
to the President**

William B. Neenan, S.J.

Vice President for Student Affairs

Cheryl L. Presley

Vice President for Human Resources

Leo V. Sullivan

ACADEMIC ADMINISTRATION
2005-2006
Academic Vice President's Office

Cutberto Garza, Academic Vice
President and Dean of Faculties
Patricia DeLeeuw, Associate Academic
Vice President for Faculties
J. Joseph Burns, Associate Academic
Vice President for Undergraduate
Programs
Rita R. Owens, Associate Academic
Vice President for Technology
Michael Naughton, Interim Associate
Vice President for Research

Enrollment Management

Robert S. Lay, Dean

**The Woods College of Advancing
Studies**

James A. Woods, S.J., Dean

The College of Arts and Sciences

Joseph F. Quinn, Dean
Mary Daniel O'Keefe, O.P.,
Associate Dean
Clare M. Dunsford, Associate Dean
William H. Petri, Associate Dean
Akua Sarr, Associate Dean
Barbara A. Viechnicki, Associate Dean
for Finance and Administration

**The Graduate School of Arts &
Sciences**

Michael A. Smyer, Dean
Candace Hetzner, Associate Dean,
Academic Affairs
Robert V. Howe, Associate Dean,
Admission & Administration

The Lynch School of Education

Joseph M. O'Keefe, S.J., Dean
M. Brinton Lykes, Associate Dean
John E. Cawthorne, Associate Dean for
Students and Outreach
Mary Ellen Fulton, Associate Dean for
Finance, Research and
Administration

The Law School

John H. Garvey, Dean
Lawrence A. Cunningham, Associate
Dean for Academic Affairs
Filippa M. Anzalone, Associate Dean
for Library and Computing Services
Norah Wylie, Associate Dean for
Students
Henry E. Clay, Associate Dean for
Finance and Administration
Marianne E. Lord, Associate Dean for
Institutional Advancement

The Carroll School of Management

Andrew C. Boynton, Dean
Robert A. Taggart, Associate Dean
(Graduate)
Richard E. Keeley, Associate Dean
(Undergraduate)
Eugene F. McMahon, Associate Dean
for Administration

The Connell School of Nursing

Barbara Hazard, Dean
Lois A. Haggerty, Associate Dean
(Graduate)
Catherine E. Read, Interim Associate
Dean (Undergraduate)
Catherine M. Toran, Assistant Dean
for Finance & Administration

The Graduate School of Social Work

Alberto Godenzi, Dean
Thomas Walsh, Associate Dean
Harry E. Dumay, Associate Dean for
Finance, Research and
Administration

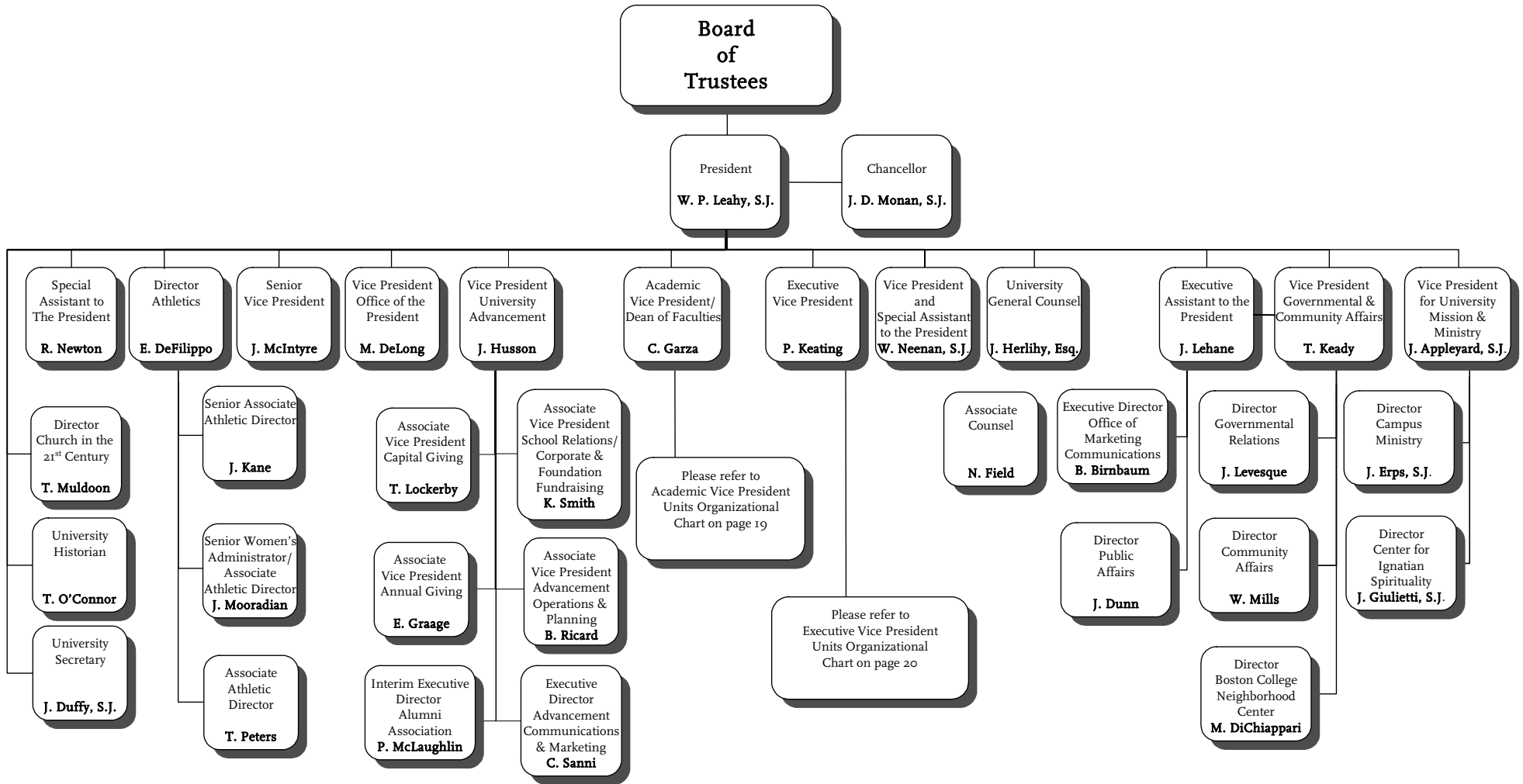
The Summer Session

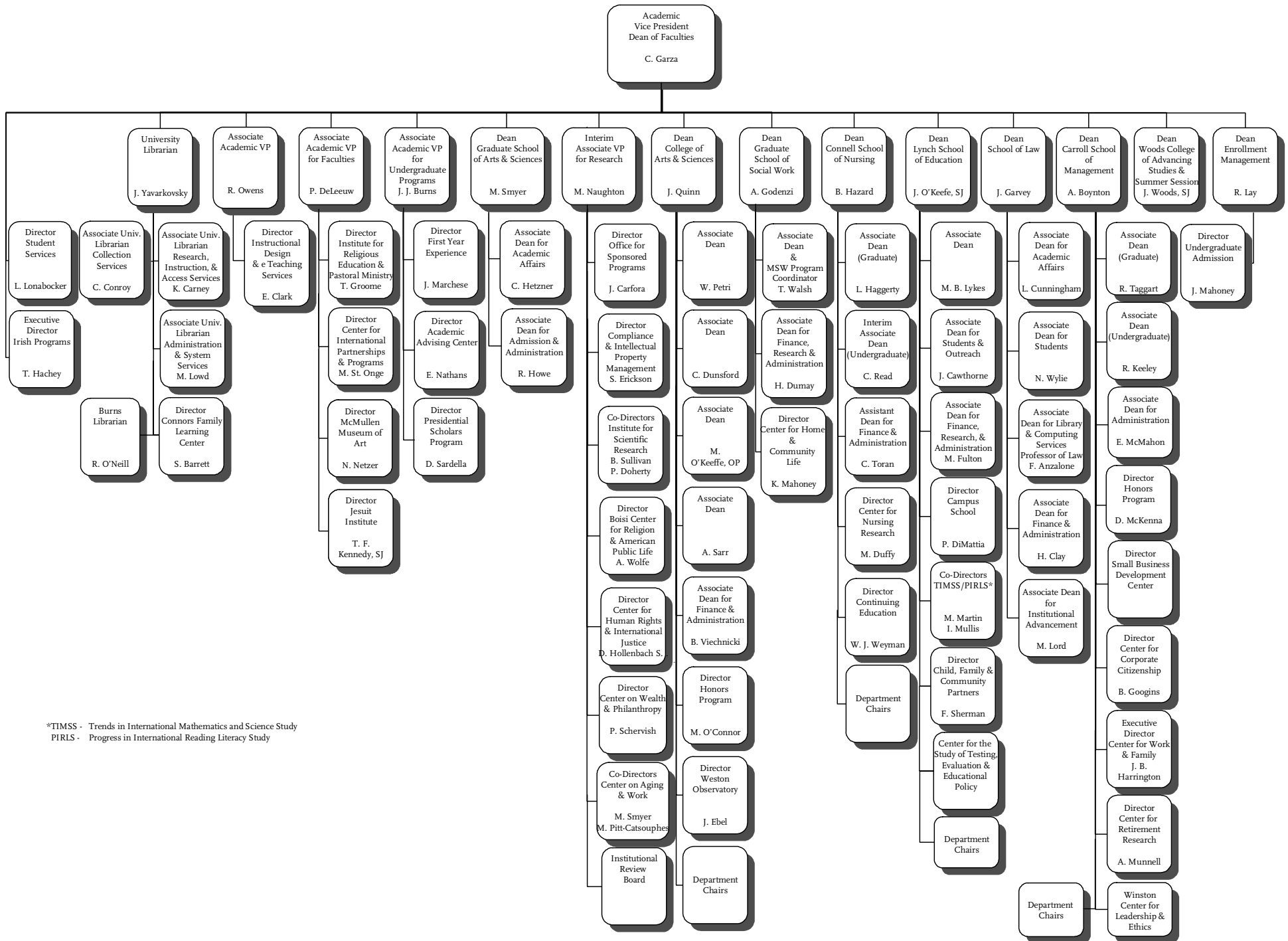
James A. Woods, S.J., Dean

University Libraries

Jerome Yavarkovsky, University
Librarian

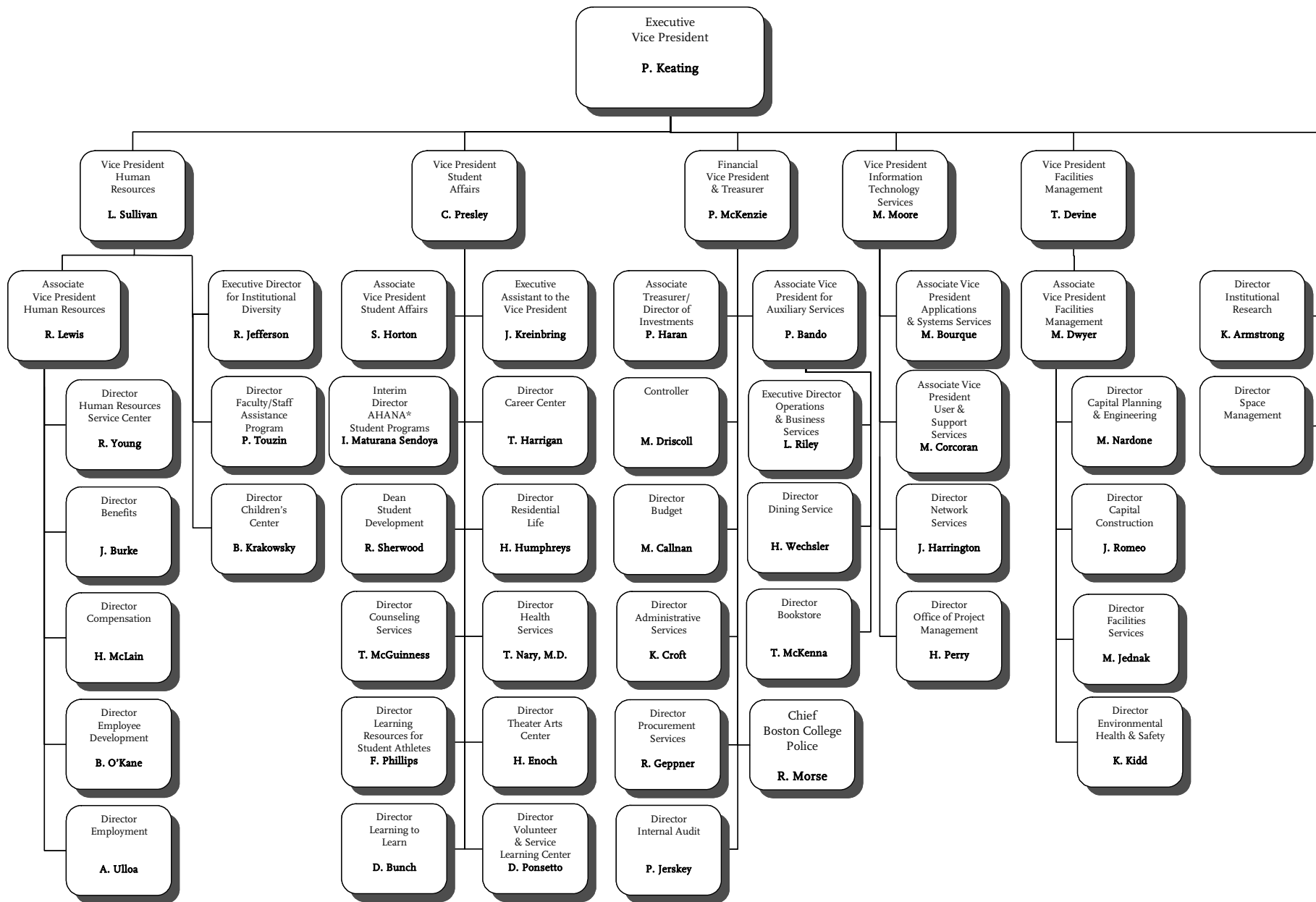
Source: Department of Human Resources





*TIMSS - Trends in International Mathematics and Science Study
PIRLS - Progress in International Reading Literacy Study

Source: Department of Human Resources



* AHANA – African-American, Hispanic, Asian, and Native American

UNIVERSITY ADMINISTRATORS 2005-2006

Undergraduate Admission

John L. Mahoney, Jr., Director

Center on Aging & Work

Michael Smyer, Co-Director
Martha Pitt-Catsoupes, Co-Director

AHANA Student Programs

Ines M. Maturana Sendoya
Interim Director

Alumni Association

Peter J. McLaughlin
Interim Executive Director

Athletics

Eugene B. DeFilippo, Jr., Director

Internal Audit

Pamela A. Jerskey, Director

Auxiliary Services

Patricia Bando, Associate Vice President

Boisi Center for Religion and American Public Life

Alan Wolfe, Director

Bookstore

Thomas McKenna, Director

Budget

Michael T. Callnan, Director

Campus Ministry

James D. Erps, S.J., Director

Campus School

Philip A. DiMattia, Director

Capital Construction

John S. Romeo, Director

Capital Planning & Engineering

Mary S. Nardone, Director

Career Center

Theresa A. Harrigan, Director

Church in the 21st Century

Timothy P. Muldoon, Director

Community Affairs

William R. Mills, Director

Compliance and Intellectual Property Management

Stephen Erickson, Director

Connors Family Learning Center

Suzanne M. Barrett, Director

Continuing Education, Connell School of Nursing

W. Jean Weyman, Director

Controller

Michael J. Driscoll

Center for Corporate Citizenship

Bradley K. Googins, Director

University Counseling Services

Thomas P. McGuinness, Director

Development - Advancement Communications & Marketing

Christine Sanni, Executive Director

Development - Advancement Operations & Planning

Brenda S. Ricard, Associate Vice President

Development - Annual Giving

Eric C. Graage, Associate Vice President

Development - Capital Giving

Thomas P. Lockerby, Associate Vice President

Development - School Relations/ Corporate & Foundation Fundraising

Katherine V. Smith, Associate Vice President

Dining Service

Helen S. Wechsler, Director

Environmental Health and Safety

Keith D. Kidd, Director

First Year Experience

Joseph P. Marchese, Director

University General Counsel

Joseph Herlihy, Esq.
Nora E. Field, Associate Counsel, Esq.

Health Services

Thomas I. Nary, M.D., Director

University Historian

Thomas H. O'Connor

Honors Program, Carroll School of Management

David R. McKenna, Director

Honors Program, College of Arts & Sciences

Mark F. O'Connor, Director

Human Resources - Faculty/Staff Assistance Program

Patricia A. Touzin, Director

Human Resources - Office for Institutional Diversity

Richard P. Jefferson, Executive Director

Human Resources Service Center

Richard M. Young, Director

Center for Human Rights & International Justice

David Hollenbach, S.J., Director

Center for Ignatian Spirituality

Julio Giulietti, S.J., Director

Human Resources

Robert J. Lewis, Associate Vice President

Human Resources - Benefits

John R. Burke, Director

Human Resources - Children's Center

Barbara A. Krakowsky, Director

Human Resources - Compensation

Halley McLain, Director

Human Resources - Employee Development

Bernard R. O'Kane, Director

Human Resources - Employment

Anita Ulloa, Director

Information Technology-Applications & System Services

Michael Bourque, Associate Vice President

Information Technology - Network Services

Joseph E. Harrington, Director

Information Technology - Project Management

Henry A. Perry, Director

Information Technology - User & Administrative Services

Mary Corcoran, Associate Vice President

Office of Institutional Research

Kelli J. Armstrong, Director

Center for International Partnerships & Programs

Marian St. Onge, Director

Irish Programs

Thomas E. Hachey, Executive Director

Jesuit Institute

T. Frank Kennedy, S.J., Director

Learning to Learn

Dan Bunch, Director

Learning Resources for Student Athletes

Ferna L. Phillips, Director

Office of Marketing Communications

Ben Birnbaum, Executive Director and Special Assistant to the President

McMullen Museum of Art

Nancy D. Netzer, Director

Boston College Neighborhood Center

Maria S. DiChiappari, Director

Center for Nursing Research

Mary E. Duffy, Director

UNIVERSITY ADMINISTRATORS 2005-2006 (Continued)

Boston College Police
Robert A. Morse, Chief

Presidential Scholars Program
Dennis J. Sardella, Director

Procurement Services
Richard J. Geppner, Director

Public Affairs
John B. Dunn, Director

Purchasing
John D. Beckwith, Director

**Institute of Religious Education and
Pastoral Ministry**
Thomas Groome, Director

Residential Life
Henry J. Humphreys, Director

Center for Retirement Research
Alicia H. Munnell, Director

Institute for Scientific Research
Brian F. Sullivan, Co-Director
Patricia H. Doherty, Co-Director

Office for Sponsored Programs
John N. Carfora, Director

Student Affairs
Sheilah S. Horton, Associate Vice President
James Kreinbring, Executive Assistant to the
Vice President

Student Development
Robert A. Sherwood, Dean

Student Services
Louise M. Lonabocker, Director

Student Theater Arts Center
Howard Enoch, Director

Associate Treasurer
Paul P. Haran, Associate Treasurer
and Director of Investments

Volunteer & Service Learning Center
Daniel P. Ponsetto, Director

Center on Wealth & Philanthropy
Paul G. Schervish, Director

Weston Observatory
John E. Ebel, Director

Center for Work and Family
J. Bradley Harrington, Executive Director

Source: Department of Human Resources

DEPARTMENT CHAIRPERSONS 2005-2006

Arts & Sciences

Biology Marc A. Muskavitch
Chemistry David L. Mc Fadden
Classical Studies..... Charles F. Ahern
Communication Dale Herbeck
Computer Science..... Robert Muller
Economics Marvin C. Kraus
English..... Mary Crane
Fine Arts..... John Michalczyk
Geology &
Geophysics..... Alan L. Kafka
German Studies..... Michael Resler
History Alan Rogers
Mathematics Gerard E. Keough
Music T. Frank Kennedy
Philosophy Patrick Byrne
Physics..... Kevin Bedell
Political Science..... Susan Shell

Psychology James Russell
Romance Languages
& Literatures..... Franco A. Mormando
Slavic & Eastern
Languages Maxim Shrayer
Sociology Juliet Schor
Theatre..... Stuart J. Hecht
Theology..... Kenneth Himes

Carroll School of Management

Accounting..... Theresa A. Hammond
Business Law Christine N. O'Brien
Finance Hassan Tehranian
Marketing..... Gerald Smith
Operations,
Information & Strategic
Management..... Samuel B. Graves
Organization Studies..... Stephen Borgatti

Connell School of Nursing

Adult Health..... Rita Oliveri
Community
Health..... Katherine Frame
Maternal &
Child Health Sandra Mott
Psychiatric/Mental
Health..... Anne Norris

Lynch School of Education

Counseling, Developmental
& Educational
Psychology..... Elizabeth Sparks
Educational Administration
& Higher Education Irwin Blumer
Educational Research,
Measurement
& Evaluation..... Larry H. Ludlow
Teacher Education/Special
Education, Curriculum &
Instruction..... Audrey Friedman

PROFESSIONAL, ADMINISTRATIVE, AND SUPPORT STAFF PERSONNEL By Gender, Fall 2005

	Full-Time Positions					Part-time Positions					Total Positions	Total FTE
	Men	Women	Open	Total	FTE	Men	Women	Open	Total	FTE		
Professional Administrative												
Dean of Faculties*	116	217	27	360	360.00	18	16	2	32	19.15	396	379.15
Student Affairs	39	56	4	99	99.00	14	17	4	39	10.24	134	109.24
Athletics	63	31	5	99	99.00	13	8	3	24	5.87	123	104.87
Information Technology	103	42	11	156	156.00	0	3	1	4	2.40	160	158.40
Financial Vice President**	64	47	8	119	119.00	0	2	0	2	1.14	121	120.14
University Relations	20	62	21	103	103.00	1	3	0	4	2.50	107	105.50
Campus Facilities	45	6	7	58	58.00	0	0	0	0	0.00	58	58.00
President***	44	22	1	67	67.00	4	3	1	8	4.51	75	71.51
Human Resources	9	27	1	37	37.00	1	2	0	3	1.20	40	38.20
Executive Vice President****	0	8	1	9	9.00	0	0	0	0	0.00	9	9.00
Total	503	518	86	1,107	1,107.00	51	54	11	116	47.01	1,223	1,154.01
Secretarial, Clerical, Technical												
Secretarial/Clerical	63	328	22	413	413.00	4	66	7	77	42.27	490	455.27
Library Assistants	20	41	1	62	62.00	1	10	0	11	7.14	73	69.14
Technical, Other	35	7	8	50	50.00	0	0	0	0	0.00	50	50.00
Total	118	376	31	525	525.00	5	76	7	88	49.41	613	574.41
Facilities, Plant Services												
Dining Services	108	62	5	175	175.00	5	13	5	23	16.63	198	191.63
Housekeeping	100	52	5	157	157.00	0	0	0	0	0.00	157	157.00
Grounds & Trades	102	1	5	108	108.00	0	0	0	0	0.00	108	108.00
Gate Attendants, Police	54	11	3	68	68.00	9	3	1	13	8.45	81	76.45
Mailroom, Switchboard	11	3	0	14	14.00	3	1	0	4	2.20	18	16.20
Total	375	129	18	522	522.00	17	17	6	40	27.28	562	549.28
Total Positions	996	1,023	135	2,154	2,154.00	73	147	24	244	123.70	2,398	2,277.70

*Includes academic administration, Student Services, and all library professional administrative staff

**Includes financial and business departments, Bookstore, Boston College Police, Bureau of Conferences, and Dining Services

***Includes Office of the President, Office of the Senior Vice President, Mission and Ministry, Boston College Neighborhood Center, Marketing Communications, Public Affairs, Governmental and Community Affairs, University General Counsel, University Historian, University Secretary, and all executives

****Includes the Offices of Space Management and Institutional Research

Note: The above figures represent all permanent positions funded by the University as of October 13, 2005. Restricted funded positions are not included. Positions funded partially by outside contracts or grants are counted above as part-time University Positions.

Source: Department of Human Resources

RESTRICTED FUNDED PERSONNEL By Gender and FTE, Fall 2005

	Full-Time Positions				Part-Time Positions				Total Positions	Total FTE
	Men	Women	Total	FTE	Men	Women	Total	FTE		
Faculty	3	3	6	6.00	3	3	6	2.60	12	8.60
Professional, Administrative	9	38	47	47.00	14	29	43	25.00	90	72.00
Research Associate or Assistant	58	55	113	113.00	0	0	0	0.00	113	113.00
Secretarial, Clerical, Technical	0	4	4	4.00	1	11	12	3.60	16	7.60
Total Positions	70	100	170	170.00	18	43	61	31.20	231	201.20

Note: Incremental restricted funded positions supported entirely by Contract and Grant, Endowment, or Restricted Gift funding as of October 13, 2005

Source: Department of Human Resources

FACULTY BY SCHOOL AND RANK*

2004-2005

School	Professor		Associate		Assistant		Instructor		Total		Faculty on leave**
	No.	%	No.	%	No.	%	No.	%	No.	%	
Arts & Sciences	151	37%	145	36%	89	22%	19	5%	404	100%	37
Education	22	37%	17	31%	16	29%	0	0%	55	100%	4
Law	25	53%	16	34%	6	13%	0	0%	47	100%	6
Management	22	25%	34	39%	23	26%	9	10%	88	100%	2
Nursing	11	23%	16	34%	9	19%	11	24%	47	100%	2
Social Work	5	24%	10	48%	5	24%	1	4%	21	100%	1
Total	236	36%	238	36%	148	22%	40	6%	662	100%	52

*Includes all full-time regular faculty members

** Includes faculty who were on unpaid leave for all or part of the 2004-05 academic year

Source: Office of the Academic Vice President

FACULTY BY SCHOOL AND GENDER

2004-2005

School	Women		Men		Total	
	No.	%	No.	%	No.	%
Arts & Sciences	120	30%	284	70%	404	100%
Education	26	47%	29	53%	55	100%
Law	17	36%	30	64%	47	100%
Management	25	28%	63	72%	88	100%
Nursing	44	94%	3	6%	47	100%
Social Work	10	48%	11	52%	21	100%
Total	242	37%	420	63%	662	100%

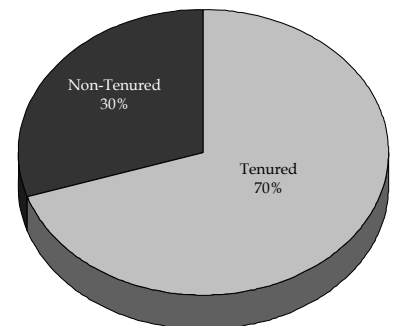
Source: Office of the Academic Vice President

FACULTY BY SCHOOL AND TENURE STATUS

2004-2005

School	Tenured Faculty		Non-Tenured Faculty		Total	
	No.	%	No.	%	No.	%
Arts & Sciences	290	72%	114	28%	404	100%
Education	36	65%	19	35%	55	100%
Law	37	79%	10	21%	47	100%
Management	62	70%	26	30%	88	100%
Nursing	26	55%	21	45%	47	100%
Social Work	12	57%	9	43%	21	100%
Total	463	70%	199	30%	662	100%

Source: Office of the Academic Vice President



FACULTY BY HIGHEST DEGREE EARNED AND RANK 2004-2005

Degree	Professor		Associate		Assistant		Instructor		Total	
	No.	%	No.	%	No.	%	No.	%	No.	%
Doctorate	214	100%	278	99%	128	94%	8	26%	628	95%
Master's	0	0%	3	1%	8	6%	23	74%	34	5%
Total	214	100%	281	100%	136	100%	31	100%	662	100%

Source: Office of the Academic Vice President

95% of Boston College
faculty members
hold a doctoral degree

FACULTY BY HIGHEST DEGREE EARNED AND GENDER 2004-2005

Degree	Women		Men		Total	
	No.	%	No.	%	No.	%
Doctorate	230	95%	399	95%	629	95%
Master's	12	5%	21	5%	33	5%
Total	242	100%	420	100%	662	100%

Source: Office of the Academic Vice President

FACULTY BY RANK AND GENDER 2004-2005

Rank	Women		Men		Total	
	No.	%	No.	%	No.	%
Professor	64	26%	175	42%	239	36%
Associate	83	34%	156	37%	239	36%
Assistant	74	31%	73	17%	147	22%
Instructor	21	9%	16	4%	37	6%
Total	242	100%	420	100%	662	100%

Source: Office of the Academic Vice President

FULL-TIME EQUIVALENT FACULTY, TEACHING FELLOWS, AND TEACHING ASSISTANTS By School, 2004-2005

School	FTE of Full-Time Faculty		FTE of Part-Time Faculty		FTE of Fellows & Assistants		Total FTE Faculty	
	No.	%	No.	%	No.	%	No.	%
Arts & Sciences	386.20	61%	106.33	61%	118.30	79%	610.83	64%
Education	47.00	7%	22.33	13%	25.50	17%	94.83	10%
Management	84.50	13%	16.00	9%	0.00	0%	100.50	10%
Nursing	47.00	7%	6.66	4%	6.75	4%	60.41	6%
Law	49.50	8%	9.33	5%	0.00	0%	58.83	6%
Social Work	19.00	3%	13.33	8%	0.00	0%	32.33	3%
Total	633.20	100%	173.98	100%	150.55	100%	957.73	100%

Source: Office of the Academic Vice President

FULL-TIME FACULTY, TEACHING FELLOWS, AND TEACHING ASSISTANTS* By School and Department, 2004-2005

	Full-Time Faculty	Teaching Fellows	Teaching Assistants
Arts & Sciences			
Biology	21	-	35
Chemistry	21	-	58
Classics	5	-	-
Communication	18.5	2	-
Computer Science	12	-	-
Economics	26	10	9
English	46	33	-
Fine Arts	16.5	-	-
Geology	8	-	15
Germanic Studies	3	-	-
History	39	8	21
Honors Program	10	-	-
Mathematics	24	4	10
Music	5	-	-
Philosophy	31.5	20	-
Physics	15	-	26
Political Science	22	-	-
Psychology	20	-	11
Religion and American Public Life	2	2	-
Romance Languages	21	37	-
Slavic	5	-	-
Sociology	18.5	12	13
Theater	7	-	-
Theology	44	11	19
Total Arts and Sciences	441	139	217
Education	59	31	32
Law	53	-	-
Management	90	-	-
Nursing	49	-	3
Social Work	22	-	-
Total	714	170	252

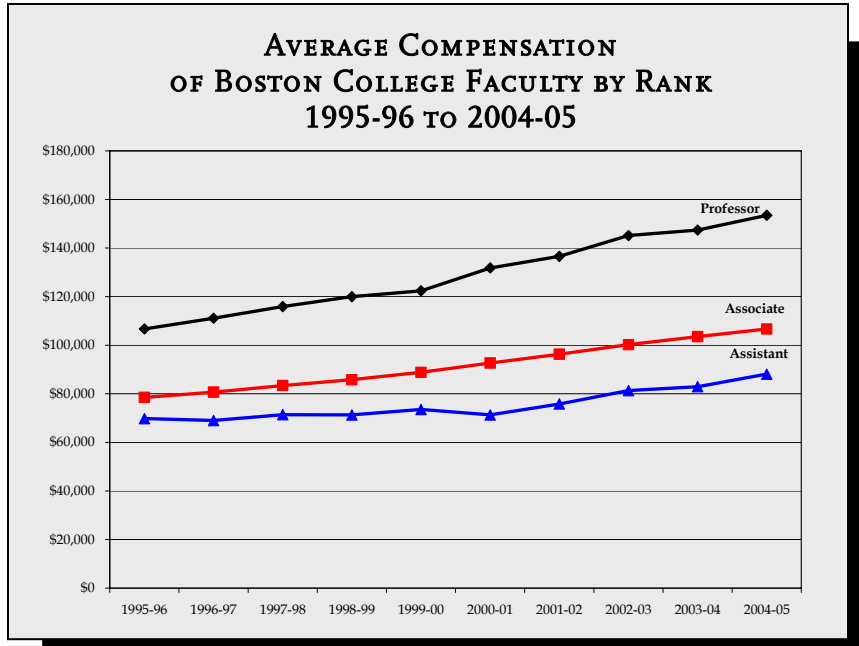
* Includes faculty on leave

Source: Office of the Academic Vice President

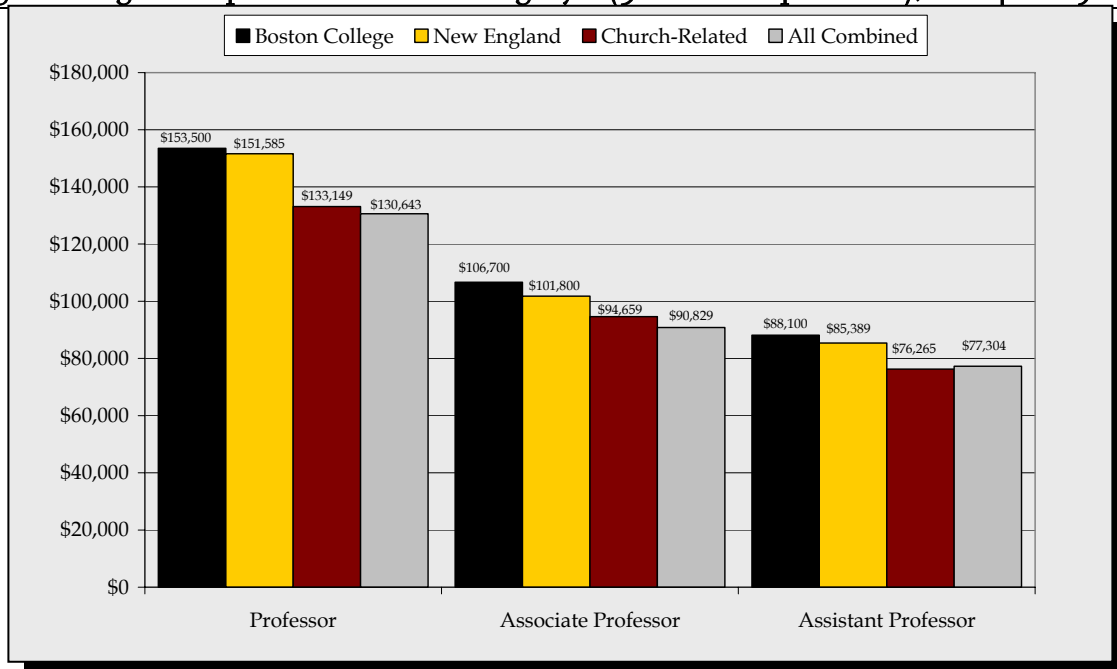
FACULTY COMPENSATION*
Average by Rank

Year	Professor	Associate	Assistant
1995-96	106,700	78,500	69,800
1996-97	111,100	80,700	69,000
1997-98	115,900	83,400	71,400
1998-99	120,000	85,800	71,300
1999-00	122,387	88,815	73,542
2000-01	131,800	92,700	71,300
2001-02	136,600	96,300	75,800
2002-03	145,170	100,228	81,313
2003-04	147,392	103,577	82,912
2004-05	153,500	106,700	88,100

*Includes salary and fringe benefits
Source: Office of the Academic Vice President



FACULTY COMPENSATION BY RANK*
Boston College Average Compared to AAUP Category I (9-Month Equivalent), 2004-2005



*Includes salary and fringe benefits
Source: Office of the Academic Vice President

FULL-TIME FRESHMAN ENROLLMENT By Year and Gender

Fall	Men	Women	Total
1996	1,145	1,329	2,474
1997	1,084	1,084	2,168
1998	1,063	1,184	2,247
1999	1,103	1,181	2,284
2000	1,114	1,132	2,246
2001	940	1,163	2,103
2002	1,150	1,165	2,315
2003	1,055	1,153	2,208
2004	1,090	1,219	2,309
2005	1,097	1,077	2,174

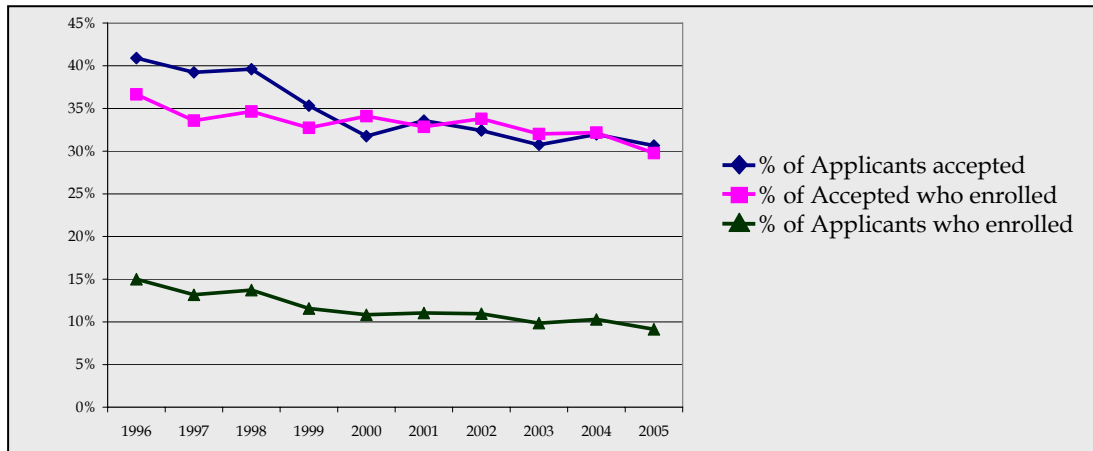
Source: Office of Undergraduate Admission

FRESHMAN ADMISSION PROFILE Middle 50% Range of SAT Scores

Class	Verbal	Math	Combined
2000	580 - 670	600 - 690	1200 - 1340
2001	580 - 680	610 - 690	1210 - 1340
2002	590 - 680	610 - 690	1210 - 1350
2003	590 - 680	610 - 690	1210 - 1360
2004	600 - 690	620 - 700	1230 - 1370
2005	600 - 690	620 - 700	1240 - 1380
2006	600 - 690	620 - 710	1250 - 1390
2007	600 - 690	630 - 710	1260 - 1390
2008	610 - 700	630 - 710	1250 - 1400
2009	610 - 700	640 - 720	1260 - 1410

Source: Office of Undergraduate Admission

FRESHMAN APPLICATIONS, ACCEPTANCES, AND ENROLLMENT By Year



Fall	Applications	Acceptances	Acceptances as a % of Applications	Total Enrollment	Enrollment as a % of Acceptances	Enrollment as a % of Applications
1996	16,501	6,750	41	2,474	37	15
1997	16,455	6,455	39	2,168	34	13
1998	16,373	6,484	40	2,247	35	14
1999	19,746	6,976	35	2,284	33	12
2000	20,743	6,587	32	2,246	34	11
2001	19,059	6,401	34	2,103	33	11
2002	21,133	6,850	32	2,315	34	11
2003	22,424	6,896	31	2,208	32	10
2004	22,451	7,178	32	2,309	32	10
2005	23,823	7,302	31	2,174	30	9

Note: Freshman enrollment reported above is based on deposits received from students accepting the offer of admission on or before the deadline set by the Committee on Admission. Withdrawals may occur during the summer months and the first two weeks in September.

Source: Office of Undergraduate Admission

APPLICATIONS, ACCEPTANCES, AND ENROLLMENT – CLASS OF 2009

Geographic Distribution

	Applications	Acceptances	Enrollment		Applications	Acceptances	Enrollment
Alabama	36	13	3	Nevada	41	7	1
Alaska	22	8	1	New Hampshire	403	101	32
Arizona	116	36	6	New Jersey	2,409	806	247
Arkansas	14	4	1	New Mexico	48	20	2
California	2,417	612	114	New York	3,711	1,258	355
Colorado	193	34	3	North Carolina	169	56	9
Connecticut	1,396	395	140	North Dakota	5	2	0
Delaware	58	21	5	Ohio	485	156	45
District of Columbia	94	35	11	Oklahoma	35	14	3
Florida	776	282	60	Oregon	97	37	10
Georgia	200	57	5	Pennsylvania	995	272	73
Hawaii	103	45	6	Rhode Island	317	90	43
Idaho	30	6	1	South Carolina	37	14	4
Illinois	761	212	48	South Dakota	9	4	1
Indiana	99	24	5	Tennessee	71	28	7
Iowa	31	6	3	Texas	511	165	29
Kansas	63	29	8	Utah	49	13	1
Kentucky	41	16	2	Vermont	106	34	11
Louisiana	65	35	3	Virginia	351	118	27
Maine	251	67	24	Washington	257	86	23
Maryland	569	178	47	West Virginia	17	3	0
Massachusetts	4,216	1,296	605	Wisconsin	150	53	16
Michigan	256	73	10	Wyoming	9	2	1
Minnesota	319	89	29	Puerto Rico	106	48	16
Mississippi	16	5	0	Virgin Islands, Guam, Canal Zone	44	18	4
Missouri	151	53	21	Other	1,058	253	51
Montana	13	3	0	Total	23,823	7,302	2,174
Nebraska	27	10	2				

Note: Application, Acceptance and Enrollment totals are as of May 10, 2005. Class of 2009 includes students from 46 states, the District of Columbia, Puerto Rico, the Virgin Islands, and 58 foreign countries.

Source: Office of Undergraduate Admission

TOP CROSS APPLICATION COMPETITOR SCHOOLS OF ENROLLING FRESHMEN CLASS OF 2008

Top 12 Colleges and Universities

Georgetown University	University of Pennsylvania	University of Notre Dame
Harvard College	Brown University	Duke University
Tufts University	Dartmouth College	New York University
Boston University	Cornell University	Yale University

Note: Competitor schools are determined by the number of admitted students applying to the listed colleges. They do not include students of competitor schools who were not admitted to Boston College.

Source: Office of Enrollment Management Research, 2004 Admitted Student Questionnaire Plus (2,368 student responses)

UNDERGRADUATE TRANSFER STUDENT APPLICATIONS, ACCEPTANCES, AND ENROLLMENT Full-Time

Fall*	Applications	Acceptances	Acceptances as a % of Applications	Total Enrollment	Enrollment as a % of Acceptances	Enrollment as a % of Applications
1996	1,526	252	17	113	45	7
1997	1,338	495	37	247	50	19
1998	1,339	496	35	225	48	17
1999	1,525	447	29	248	55	16
2000	1,363	256	19	142	56	10
2001	1,015	258	25	132	51	13
2002	1,079	130	12	71	55	7
2003	1,123	260	23	124	48	11
2004	942	240	25	122	51	13
2005	1,009	150	15	80	53	8

* Transfer enrollment typically increases 75-125 students second semester

Source: Office of Undergraduate Admission

UNDERGRADUATE TRANSFER STUDENT ENROLLMENT By Type of Previous Institution and Gender

Fall*	2-Year Public	2-Year Private	4-Year Public	4-Year Private	Total	Men	Women	Total
1996	11	1	43	58	113	42	71	113
1997	22	5	66	154	247	112	135	247
1998	17	8	62	138	225	100	125	225
1999	24	4	59	161	248	95	153	248
2000	10	-	61	71	142	63	79	142
2001	9	2	45	76	132	59	73	132
2002	3	1	24	43	71	32	39	71
2003	13	0	34	77	124	55	69	124
2004	5	0	29	88	122	41	81	122
2005	4	0	24	52	80	38	42	80

* Transfer enrollment typically increases 75-125 students second semester

Source: Office of Undergraduate Admission

ENROLLMENT, FALL 2005

By School, Gender, and Full- and Part-Time

School	Full-Time			Part-Time			Total		
	Men	Women	Total	Men	Women	Total	Men	Women	Total
Undergraduate Enrollment									
School of Arts & Sciences	2,904	3,004	5,908	0	0	0	2,904	3,004	5,908
Carroll School of Management	1,269	731	2,000	0	0	0	1,269	731	2,000
Lynch School of Education	126	627	753	0	0	0	126	627	753
Connell School of Nursing	15	343	358	0	0	0	15	343	358
Total Undergraduate Day Students	4,314	4,705	9,019	0	0	0	4,314	4,705	9,019
Woods College of Advancing Studies	218	196	414	191	210	401	409	406	815
Graduate & Professional Enrollment									
Graduate Arts & Sciences	191	172	363	382	354	736	573	526	1,099
Graduate Education	76	349	425	175	433	608	251	782	1,033
Graduate Management	200	149	349	369	191	560	569	340	909
Graduate Nursing	10	95	105	10	86	96	20	181	201
Graduate Social Work	37	353	390	20	97	117	57	450	507
Law School	413	404	817	1	1	2	414	405	819
Graduate Advancing Studies	7	6	13	58	97	155	65	103	168
Total Graduate & Professional	934	1,528	2,462	1,015	1,259	2,274	1,949	2,787	4,736
Total University Enrollment	5,466	6,429	11,895	1,206	1,469	2,675	6,672	7,898	14,570

Note: Undergraduate enrollment includes 295 students on Boston College International Exchange programs who are not on the Boston College campus. Excluding those studying abroad, the total number of undergraduates attending Boston College in the Fall 2005 semester is 8,724. Fall 2005 enrollment includes 132 graduate and undergraduate visiting students from Loyola (85), Tulane (46), and Xavier (1) in New Orleans; Woods CASU (115), Carroll GSOM (7), Lynch GSOE (1), Law (7), and GSSW (2).

Source: Office of Student Services

STUDENT CREDIT HOURS

By School

	2000-2001	2001-2002	2002-2003	2003-2004	2004-2005
Undergraduate					
School of Arts & Sciences	171,305	173,114	175,346	173,624	179,834
Carroll School of Management	64,572	63,241	61,099	61,038	58,962
Lynch School of Education	23,885	23,654	23,466	23,719	24,508
Connell School of Nursing	6,316	6,751	6,454	8,188	9,872
Woods College of Advancing Studies	13,725	13,543	13,347	12,899	12,312
Total Undergraduate	279,803	280,303	279,712	279,468	285,488
Graduate & Professional					
Graduate Arts and Sciences	8,913	9,118	9,202	8,988	10,017
Graduate Education	12,957	11,630	13,154	13,919	14,348
Graduate Management	14,334	14,405	14,730	14,629	14,566
Graduate Nursing	2,787	2,674	3,023	3,958	3,865
Graduate Social Work	13,178	12,590	12,598	11,007	10,894
Law School	23,016	23,489	23,416	23,578	23,010
Graduate Advancing Studies	1,707	1,582	1,766	1,659	1,788
Total Graduate & Professional	76,892	75,488	77,889	77,738	78,488
Total	356,695	355,791	357,601	357,206	363,976

Source: Office of Student Services

UNDERGRADUATE, GRADUATE & PROFESSIONAL ENROLLMENT, FALL 2001 TO FALL 2005 By School, Gender, and Full- and Part-Time

	Undergraduate Day Schools						Graduate & Professional						Univ.		
	A&S	Ed.	Mgt.	Nurs.	Total	Adv.St.	GA&S	GEd.	GMgt.	GNurs.	GSSW	Law	Total	GAdv.St.	Total
Fall 2001															
Full-Time	5,850	772	2,148	230	9,000	260	326	325	281	83	300	813	2,128	4	11,392
Part-Time	-	-	-	-	-	537	689	618	692	68	143	1	2,211	167	2,915
Men	2,783	129	1,343	5	4,260	406	518	220	653	6	67	382	1,846	78	6,590
Women	3,067	643	805	225	4,740	391	497	723	320	145	376	432	2,493	93	7,717
Total	5,850	772	2,148	230	9,000	797	1,015	943	973	151	443	814	4,339	171	14,307
Fall 2002															
Full-Time	5,895	756	2,045	220	8,916	248	324	372	273	98	297	806	2,170	10	11,344
Part-Time	-	-	-	-	-	526	712	634	700	72	148	-	2,266	161	2,953
Men	2,889	126	1,264	6	4,285	401	519	235	643	5	64	367	1,833	72	6,591
Women	3,006	630	781	214	4,631	373	517	771	330	165	381	439	2,603	99	7,706
Total	5,895	756	2,045	220	8,916	774	1,036	1,006	973	170	445	806	4,436	171	14,297
Fall 2003															
Full-Time	5,767	767	2,048	269	8,851	282	318	419	349	125	363	811	2,385	12	11,530
Part-Time	-	-	-	-	-	486	719	642	629	69	156	1	2,216	147	2,849
Men	2,805	137	1,270	9	4,221	393	526	279	637	11	85	380	1,918	72	6,604
Women	2,962	630	778	260	4,630	375	511	782	341	183	434	432	2,683	87	7,775
Total	5,767	767	2,048	269	8,851	768	1,037	1,061	978	194	519	812	4,601	159	14,379
Fall 2004															
Full-Time	5,967	786	1,977	329	9,059	285	351	415	356	113	369	796	2,400	14	11,758
Part-Time	-	-	-	-	-	429	695	640	612	120	122	-	2,189	152	2,770
Men	2,865	137	1,242	16	4,260	371	539	272	637	14	69	391	1,922	85	6,638
Women	3,102	649	735	313	4,799	343	507	783	331	219	422	405	2,667	81	7,890
Total	5,967	786	1,977	329	9,059	714	1,046	1,055	968	233	491	796	4,589	166	14,528
Fall 2005															
Full-Time	5,908	753	2,000	358	9,019	414	363	425	349	105	390	817	2,449	13	11,895
Part-Time	-	-	-	-	-	401	736	608	560	96	117	2	2,119	155	2,675
Men	2,904	126	1,269	15	4,314	409	573	251	569	20	57	414	1,884	65	6,672
Women	3,004	627	731	343	4,705	406	526	782	340	181	450	405	2,684	103	7,898
Total	5,908	753	2,000	358	9,019	815	1,099	1,033	909	201	507	819	4,568	168	14,570

Source: Office of Student Services

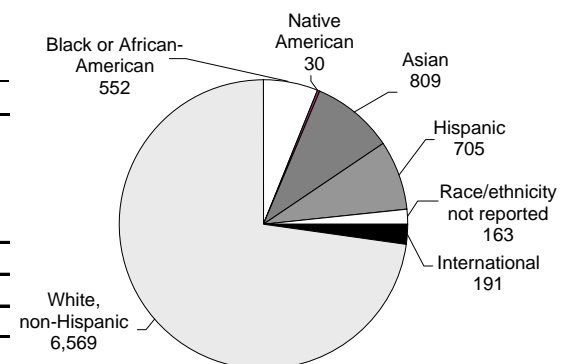
AHANA & INTERNATIONAL ENROLLMENT, FALL 2005 Undergraduate Day Schools

	Men	Women	Total	*Percent
Black or African-American	247	305	552	6.23%
Native American	8	22	30	0.34%
Asian	380	429	809	9.14%
Hispanic	293	412	705	7.96%
AHANA Undergraduate	928	1,168	2,096	23.67%
International Students**	88	103	191	2.12%
AHANA & International Students	1,016	1,271	2,287	25.79%

*Note: AHANA percentages are of students who report their race/ethnicity identification. In fall of 2005, 163 students (98 men, 65 women) did not report race or ethnicity.

**International students include nonresident aliens of all racial and ethnic groups including Caucasian.

Source: Office of Student Services



FULL-TIME EQUIVALENT ENROLLMENT*

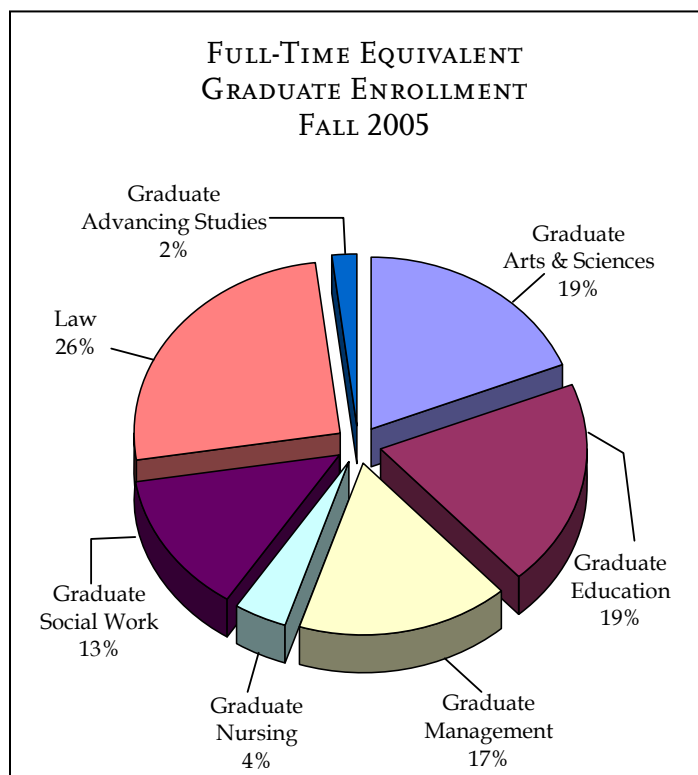
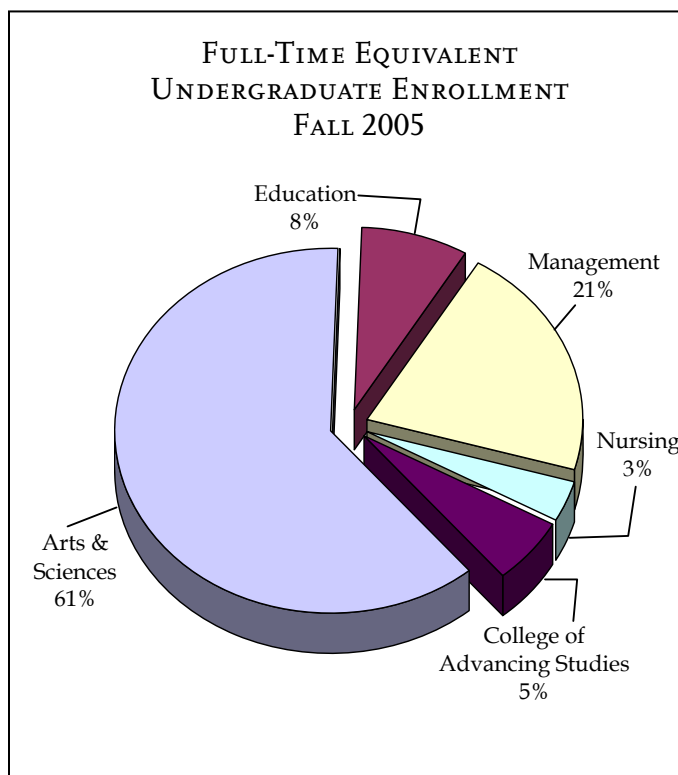
By School, Fall 1996 through Fall 2005

	1996	1997	1998	1999	2000	2001	2002	2003	2004	2005
Undergraduate Students										
School of Arts & Sciences	5,541	5,589	5,577	5,853	5,741	5,850	5,895	5,767	5,967	5,908
Lynch School of Education	772	806	810	828	785	772	756	767	786	753
Carroll School of Management	2,339	2,276	2,288	2,271	2,187	2,148	2,045	2,048	1,977	2,000
School of Nursing	305	250	247	237	216	230	220	269	329	358
Total Day Students	8,957	8,921	8,922	9,189	8,929	9,000	8,916	8,851	9,059	9,019
College of Advancing Studies**	624	531	485	439	464	440	423	444	428	548
Total Undergraduate	9,581	9,452	9,407	9,628	9,393	9,440	9,339	9,295	9,487	9,567
Graduate & Professional										
Graduate Arts & Sciences	605	592	601	548	539	553	561	558	583	608
Graduate Education	601	600	655	665	621	532	583	633	628	628
Graduate Management	455	464	486	455	481	511	506	559	560	536
Graduate Nursing	68	87	99	117	112	106	122	148	153	137
Graduate Social Work	478	463	412	392	360	348	346	415	410	429
Law	803	826	825	829	805	813	806	811	796	818
Graduate Advancing Studies	49	68	81	77	64	60	64	61	65	65
Total Graduate & Professional	3,059	3,100	3,159	3,083	2,982	2,923	2,988	3,185	3,195	3,221
Total University	12,640	12,552	12,566	12,711	12,375	12,363	12,327	12,480	12,682	12,788

* Method of computation: three part-time students equal one full-time equivalent student

** In 1996, the Evening College became the College of Advancing Studies and began to offer graduate programs

Source: Office of Student Services



UNDERGRADUATES STUDYING ABROAD

By Year

	Fall Semester			Spring Semester			Annual Average		
	University Programs	External Programs	Total All Programs	University Programs	External Programs	Total All Programs	University Programs	External Programs	Total All Programs
2000-2001	230	50	280	347	144	491	289	97	386
2001-2002	239	50	289	224	125	349	232	88	319
2002-2003	255	43	298	303	103	406	279	73	352
2003-2004	269	64	333	328	148	476	299	106	405
2004-2005	274	41	315	362	87	449	318	64	382

Source: Office of Student Services

SUMMER SESSION ENROLLMENT

By Year

Summer	1996	1997	1998	1999	2000	2001	2002	2003	2004	2005
Undergraduate	2,007	1,879	1,960	1,969	1,929	1,878	1,881	1,706	1,727	1,685
Graduate/Professional*	1,702	1,886	1,843	1,855	2,031	1,751	1,725	2,037	2,060	2,324
Total	3,709	3,765	3,803	3,824	3,960	3,629	3,606	3,743	3,787	4,009

*Includes students registered through the Institute of Religious Education and Pastoral Ministry and the Carroll Graduate School of Management

Source: Office of Student Services

GEOGRAPHIC DISTRIBUTION OF UNDERGRADUATE STUDENTS By State

State	1990	2000	2003	2004	2005	State	1990	2000	2003	2004	2005
Alabama	11	10	12	12	10	Nevada	7	3	4	9	10
Alaska	0	4	3	4	5	New Hampshire	172	184	166	176	165
Arizona	18	29	39	41	35	New Jersey	672	941	955	1,004	979
Arkansas	7	4	3	3	4	New Mexico	2	12	7	7	8
California	184	380	419	435	427	New York	1,039	1,372	1,432	1,449	1,450
Colorado	45	57	69	65	57	North Carolina	22	26	36	42	44
Connecticut	728	765	699	697	644	North Dakota	2	1	2	4	2
Delaware	23	22	18	16	17	Ohio	132	125	145	134	138
Washington, D.C.	28	29	24	26	33	Oklahoma	15	13	12	10	7
Florida	232	303	234	251	260	Oregon	8	20	18	23	26
Georgia	35	53	53	49	43	Pennsylvania	308	309	291	307	304
Hawaii	36	34	21	19	20	Rhode Island	260	184	191	188	189
Idaho	3	4	6	4	2	South Carolina	11	5	8	13	12
Illinois	150	248	228	214	213	South Dakota	1	1	1	0	0
Indiana	25	29	28	25	22	Tennessee	16	15	15	15	17
Iowa	8	17	14	9	9	Texas	122	131	146	131	134
Kansas	14	28	25	18	23	Utah	4	4	13	13	13
Kentucky	11	15	16	7	6	Vermont	47	52	50	42	44
Louisiana	38	22	25	21	14	Virginia	68	76	88	90	91
Maine	128	108	102	93	96	Washington	20	63	49	58	67
Maryland	184	255	231	241	229	West Virginia	9	2	5	3	2
Massachusetts	3,135	2,401	2,435	2,516	2,560	Wisconsin	53	50	54	62	60
Michigan	82	71	72	69	64	Wyoming	2	1	2	3	5
Minnesota	77	110	117	129	116	Guam	0	4	0	1	2
Mississippi	4	2	3	3	1	Puerto Rico	70	47	41	41	48
Missouri	49	54	53	61	66	Virgin Islands	6	1	4	5	8
Montana	6	4	11	10	7	International	227	208	142	176	163
Nebraska	30	22	14	15	16	Other*	n/a	n/a	n/a	n/a	32
Total							8,586	8,930	8,851	9,059	9,019

*Includes Americans living abroad and those living in other American territories
Source: Office of Student Services

UNDERGRADUATE MAJORS, 1996-2005

By School

	1996	1997	1998	1999	2000	2001	2002	2003	2004	2005
Arts & Sciences										
Art History	37	38	36	34	32	45	42	41	60	55
Biochemistry	115	117	97	84	83	82	95	118	125	122
Biology	734	665	543	539	481	443	465	494	581	650
Chemistry	89	84	90	94	84	89	102	98	86	75
Classics	20	24	19	15	11	21	17	26	33	32
Communication	499	542	624	734	865	945	963	925	943	953
Computer Science	118	133	181	202	200	189	139	108	93	68
Economics	364	404	430	402	382	374	398	417	411	445
English	935	931	868	906	863	845	770	758	814	814
Film Studies	-	-	-	-	10	32	46	45	50	51
French	43	39	45	50	56	47	49	46	34	42
Geology/Geophysics	80	73	66	58	52	42	30	29	31	33
German	6	14	8	11	10	3	7	12	16	26
History	379	392	410	431	451	465	530	560	595	627
Independent	2	1	3	2	5	3	1	-	-	-
International Studies	40	67	64	56	45	31	32	35	57	82
Italian	5	7	6	4	5	3	5	2	7	11
Mathematics	190	168	123	148	135	134	194	200	196	190
Music	19	23	26	23	22	29	32	31	36	43
Philosophy	178	158	166	193	211	230	261	252	255	282
Physics	33	18	29	33	36	34	46	50	61	47
Romance Languages-Total	119	120	116	114	110	96	111	115	101	119
Political Science	700	671	618	649	626	646	669	693	796	801
Psychology	736	694	703	764	684	660	617	492	428	425
Slavic & Eastern Languages	12	8	11	11	7	5	12	15	15	21
Sociology	233	239	238	249	219	219	247	232	202	170
Spanish/Hispanic Studies	71	74	65	60	49	46	57	67	60	66
Studio Art	48	34	41	44	42	40	41	42	42	35
Theater Arts	66	87	84	106	101	91	91	107	124	114
Theology	47	54	70	80	88	92	137	130	151	106
Education										
American Heritage	4	2	2	1	2	2	4	8	7	5
Child in Society	99	88	67	65	49	40	31	30	26	21
Early Childhood	57	50	53	68	57	52	43	42	45	31
Elementary Education	231	222	217	224	256	279	297	294	270	243
General Science	5	2	4	6	4	2	3	5	1	2
Perspectives on Spanish America	9	8	7	5	7	14	9	7	9	5
Human Development	231	258	289	290	277	285	276	295	314	315
Intensive Special Needs	29	28	41	27	21	15	4	-	-	-
Math/Computer Science	29	33	34	33	29	23	26	40	32	24
Moderate Special Needs	116	132	122	125	85	24	7	-	-	-
Secondary Education	143	152	146	160	123	143	148	155	161	169
Management										
Accounting	383	353	336	298	245	246	279	287	302	328
Accounting/Information Tech.	-	-	-	-	-	4	7	9	4	6
Computer Science	56	61	63	62	63	73	52	28	14	16
Corp. Reporting & Analysis	-	-	-	-	-	-	-	32	25	18
Economics	143	149	148	139	128	136	127	140	128	124
Finance	747	743	783	797	732	665	679	717	763	760
General Management	258	250	232	259	215	189	159	136	125	187
Human Resource Management	67	59	62	54	30	45	39	37	38	31
Information Systems	82	94	136	159	181	176	128	85	50	32
Marketing	487	463	498	444	427	429	395	397	392	396
Operations & Technology Mgt.	67	79	87	79	86	65	65	48	29	32
Nursing										
	306	250	250	238	217	230	220	269	329	358

Note: This table includes each declared major. Students with double or triple majors are therefore counted two and three times; College of Advancing Studies students are not included in this table.
Source: Office of Student Services

UNDERGRADUATE MINORS, 1995-2005*

By School

	1995	2000	2002	2003	2004	2005
Arts & Sciences						
American Studies	12	10	22	25	24	17
Art History	0	4	11	11	10	17
Ancient Civilization	0	1	12	7	15	14
Asian Studies	4	4	11	14	16	8
Biopsychology	0	0	0	0	2	3
Black Studies	22	9	22	32	36	34
Chemistry	0	6	26	31	56	43
Classical Studies	0	3	1	0	0	2
Cognitive Sciences	3	4	7	2	0	0
Computer Science	21	33	19	21	11	10
Creative Writing	0	0	0	1	0	6
Economics	0	45	55	52	40	46
Environmental Studies	0	68	37	32	52	63
Faith, Peace, and Justice	28	33	104	84	78	50
Film Studies	25	24	37	47	58	48
French	0	28	41	53	67	65
General Education	44	41	31	36	27	44
Geology/Geophysics	0	3	3	5	6	3
German/Germanic Studies	0	8	12	9	14	13
Health Science	26	25	22	21	21	20
Hispanic Studies	0	82	73	73	82	99
History	0	65	136	177	178	132
Irish Studies	3	5	6	12	8	9
International Studies	43	28	47	87	124	136
Italian/Italian Studies	5	12	13	25	21	22
Latin American Studies	0	7	24	20	24	25
Linguistics	0	0	0	0	0	3
Mathematics	0	23	34	46	44	63
Math/Computer Science	0	2	1	0	1	0
Middle Eastern Studies	0	1	2	22	30	35
Music	0	19	43	39	30	40
Philosophy	0	21	35	48	68	75
Physics	0	3	3	2	4	8
Psychology Studies	0	0	0	3	10	12
Russian/Eastern Europe	0	0	3	3	5	6
Scientific Computation	0	3	5	4	5	3
Secondary Education	51	28	22	17	15	15
Sociology	0	0	1	4	0	5
Studio Art	0	18	37	45	53	37
Theology	0	11	26	35	32	40
Women's Studies	15	17	17	22	19	31
Education						
Hispanic Studies	0	8	1	0	3	3
Human Development	10	8	5	13	11	10
Math/Elementary/Secondary	0	0	3	7	7	12
Special Education	0	28	50	55	46	41
Management						
International Studies	15	8	8	6	0	8
Organizational Studies	6	31	33	26	30	30
Psychology/Management	0	9	2	2	3	3
Programs of Study						
Pre Dental	40	29	25	25	40	42
Pre Medical	1,145	900	1,014	1,086	1,095	1,231
Pre Law	837	479	606	613	624	522

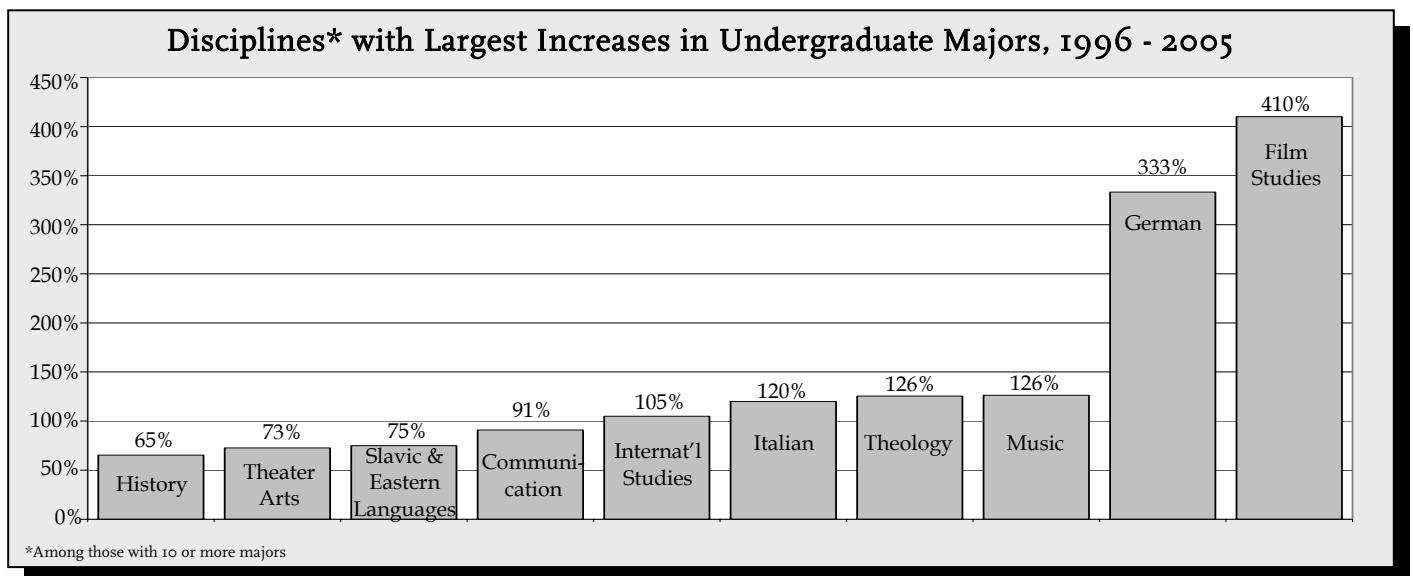
*2001 data not available

Source: Office of Student Services

MOST POPULAR UNDERGRADUATE MAJORS By Year

1995		2000		2004		2005	
English	927	Communication	865	Communication	943	Communications	953
Biology	752	English	863	English	814	English	814
Political Science	747	Finance	732	Political Science	796	Political Science	801
Psychology	743	Psychology	684	Finance	763	Finance	760
Finance	702	Political Science	626	History	595	Biology	650
Communication	522	Biology	481	Biology	581	History	627
Marketing	430	History	451	Psychology	428	Economics	445
Accounting	426	Marketing	427	Economics	411	Psychology	425
History	411	Economics	382	Marketing	392	Marketing	396
Nursing	368	Human Development	277	Nursing	329	Nursing	358

Source: Office of Student Services



MOST POPULAR UNDERGRADUATE MINORS By Year

1995		2000		2004		2005	
Secondary Education	51	Hispanic Studies	82	History	178	International Studies	136
General Education	44	Environmental Studies	68	International Studies	124	History	132
International Studies	43	History	65	Hispanic Studies	82	Hispanic Studies	99
Faith, Peace, and Justice	28	Economics	45	Faith, Peace, and Justice	78	Philosophy	75
Health Science	26	General Education	41	Philosophy	68	French	65
Film Studies	25	Computer Science	33	French	67	Environmental Studies	63
Black Studies	22	Faith, Peace, and Justice	33	Film Studies	58	Mathematics	63
Computer Science	21	Organizational Studies	31	Chemistry	56	Faith, Peace, and Justice	50
Women's Studies	15	International Studies	28	Studio Art	53	Film Studies	48
American Studies	12	French	28	Environmental Studies	52	Economics	46
		Secondary Education	28				
		Special Education	28				

*Does not include Pre-Dental, Pre-Law, or Pre-Medical programs of study

Source: Office of Student Services

INTERNATIONAL STUDENTS & SCHOLARS By School, 2005-2006*

Arts & Sciences	88
Education	9
Management	84
Nursing	1
College of Advancing Studies	11
Exchange Students - Undergraduate	104
Total Undergraduate	297
Graduate Arts & Sciences	231
Graduate Education	85
Graduate Management	123
Graduate Nursing	5
Graduate Social Work	11
Law	14
Graduate Advancing Studies	8
Graduate Exchange Students	3
Graduate Visiting Students	1
Total Graduate/Professional	481
Total Enrolled Students**	778
Practical Training***	154
Faculty and Research Scholars	133
Total	1065

INTERNATIONAL STUDENTS & SCHOLARS By Class or Program, 2005-2006*

Freshmen	59
Sophomores	50
Juniors	53
Seniors	24
Undergraduate Exchange Students	104
Visiting Students	7
Total Undergraduate	297
Graduate/Professional	
M.A.	52
M.A.T.	1
M.B.A.	38
M.Ed.	28
M.S.	70
M.S.W.	10
C.A.E.S.	1
Ph.D.	263
J.D.	14
Visiting or Exchange Students	4
Total Graduate/Professional	481
Practical Training**	154
Faculty and Research Scholars	133
Total	1065

*These figures do not include all students, faculty, and scholars who will arrive in Spring 2006 which would add approximately 30-40 to the total international population for 2005-2006

**It is important to note that the total number of degree and international exchange students has actually increased approximately 5% from last year. The statistics for 2004-2005 included 46 visiting graduate students who did not come to BC this summer.

***Students who have graduated from Boston College undertaking a period of practical training in the United States

Source: Office of the Dean for Student Development

*These figures do not include all students, faculty, and scholars who will arrive in Spring 2006 which would add approximately 30-40 to the total international population for 2005-2006

**Students who have graduated from Boston College undertaking a period of practical training in the United States

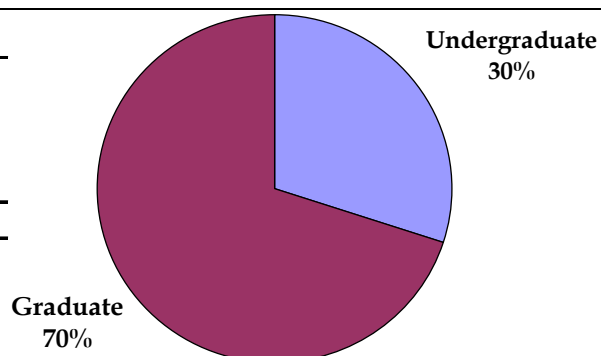
Source: Office of the Dean for Student Development

INTERNATIONAL STUDENTS & SCHOLARS By Gender and Program, 2005 - 2006

	Men	Women	Total
Undergraduate	133	164	297
Graduate	245	236	481
Practical Training*	58	96	154
Faculty and Research Scholars	82	51	133
Total	518	547	1065

*Students who have graduated from Boston College undertaking a period of practical training in the United States

Source: Office of the Dean for Student Development



INTERNATIONAL STUDENTS BY COUNTRY

Undergraduate and Graduate, 2005-2006

	Under-graduate	Graduate/ Professional	Total		Under-graduate	Graduate/ Professional	Total
Albania	-	1	1	Kuwait	1	-	1
Angola	-	1	1	Latvia	-	1	1
Argentina	2	1	3	Lebanon	-	1	1
Armenia	-	1	1	Liberia	1	-	1
Australia	20	4	24	Lithuania	-	1	1
Austria	-	1	1	Malaysia	2	1	3
Azerbaijan	1	-	1	Mexico	2	1	3
Bangladesh	-	1	1	Moldova	-	1	1
Belarus	-	1	1	Morocco	2	-	2
Belgium	1	-	1	Nepal	-	6	6
Bermuda	1	-	1	Netherlands	10	-	10
Bolivia	2	1	3	Nicaragua	2	-	2
Brazil	6	5	11	Nigeria	1	5	6
Bulgaria	2	15	17	Norway	2	1	3
Cameroon	-	1	1	Pakistan	-	2	2
Canada	15	41	56	Panama	1	-	1
Chad	-	1	1	Paraguay	1	-	1
Chile	3	3	6	Peru	2	3	5
China	6	125	131	Philippines	2	8	10
Colombia	2	4	6	Poland	2	-	2
Congo, Democratic Republic of the	-	1	1	Portugal	-	1	1
Czech Republic	-	2	2	Republic of the Congo	-	2	2
Denmark	5	-	5	Romania	-	4	4
Dominican Republic	9	2	11	Russia	3	6	9
Ecuador	4	-	4	Rwanda	-	2	2
Egypt	2	-	2	Saudi Arabia	3	2	5
El Salvador	2	-	2	Senegal	-	1	1
Finland	-	1	1	Singapore	9	6	15
France	21	7	28	Slovenia	-	1	1
Georgia	-	1	1	South Africa	-	2	2
Germany	8	4	12	Spain	14	4	18
Ghana	1	1	2	Sweden	2	1	3
Greece	3	1	4	Switzerland	-	1	1
Guatemala	2	-	2	Taiwan	3	20	23
Haiti	1	-	1	Tanzania	-	1	1
Hong Kong*	3	2	5	Thailand	1	9	10
Hungary	1	-	1	Trinidad & Tobago	1	1	2
Iceland	1	-	1	Tunisia	1	-	1
India	1	26	27	Turkey	-	22	22
Indonesia	4	3	7	Uganda	-	7	7
Ireland	6	4	10	Ukraine	2	2	4
Israel	1	5	6	United Arab Emirates	2	-	2
Italy	10	13	23	United Kingdom	17	7	24
Jamaica	1	1	2	Uzbekistan	1	-	1
Japan	2	13	15	Venezuela	5	6	11
Jordan	2	1	3	Vietnam	-	5	5
Kazakhstan	2	1	3	Yugoslavia	1	1	2
Kenya	1	1	2	Zimbabwe	-	1	1
Korea South	47	38	85	Total	250	443	693
				Countries Represented			96

*Hong Kong remains a classified country for statistical reporting by the Institute of International Education

Source: Office of the Dean for Student Development

UNDERGRADUATE AND GRADUATE DEGREES CONFERRED*

By Degree and Gender

	2000-2001			2001-2002			2002-2003			2003-2004			2004-2005		
	Men	Women	Total	Men	Women	Total	Men	Women	Total	Men	Women	Total	Men	Women	Total
Undergraduate															
Arts & Sciences															
A.B.	594	652	1,246	538	690	1,228	637	701	1,338	574	604	1,178	568	718	1,286
B.S.	80	80	160	76	81	157	82	52	134	90	67	157	84	81	165
Total Arts & Sciences	674	732	1,406	614	771	1,385	719	753	1,472	664	671	1,335	652	799	1,451
Education - A.B.	20	184	204	27	171	198	27	157	184	24	171	195	35	162	197
Management - B.S.	376	206	582	352	215	567	325	201	526	369	186	555	321	212	533
Nursing - B.S.	1	46	47	2	62	64	1	42	43	1	45	46	2	58	60
Subtotal Undergraduate Day Degrees Conferred	1,071	1,168	2,239	995	1,219	2,214	1,072	1,153	2,225	1,058	1,073	2,131	1,010	1,231	2,241
Advancing Studies - A.B.	47	50	97	56	41	97	42	46	88	48	44	92	37	63	100
Total Undergraduate Degrees Conferred	1,118	1,218	2,336	1,051	1,260	2,311	1,114	1,199	2,313	1,106	1,117	2,223	1,047	1,294	2,341
Graduate															
Ph.D.	40	69	109	55	65	120	54	77	131	55	62	117	35	87	122
D.Ed.	-	-	-	-	-	-	5	7	12	1	4	5	6	9	15
M.A.	98	196	294	94	168	262	81	169	250	88	225	313	107	230	337
M.S.	93	112	205	97	85	182	109	122	231	117	126	243	168	187	355
M.Ed.	51	178	229	21	173	194	34	167	201	40	152	192	32	161	193
M.A.T.	1	4	5	1	3	4	2	3	5	0	3	3	5	5	10
M.S.W.	27	143	170	20	132	152	15	136	151	28	140	168	26	161	187
M.S.T.	1	1	2	-	3	3	-	-	-	2	1	3	1	3	4
M.B.A.	155	99	254	193	97	290	160	90	250	157	99	256	174	78	252
C.A.E.S.	3	9	12	-	13	13	1	4	5	6	11	17	5	4	9
Total Graduate Degrees Conferred	469	811	1,280	481	739	1,220	461	775	1,236	494	823	1,317	559	925	1,484
Professional															
J.D.	130	132	262	150	118	268	115	158	273	130	145	275	124	133	257
Total Graduate and Professional Degrees Conferred	599	943	1,542	631	857	1,488	576	933	1,509	624	968	1,592	683	1,058	1,741
Total Degrees Conferred	1,717	2,161	3,878	1,682	2,117	3,799	1,690	2,132	3,822	1,730	2,085	3,815	1,730	2,352	4,082

*August, December, and May graduations combined
Source: Office of Student Services

UNDERGRADUATE DEGREES CONFERRED*

By Degree and Number of Majors

	2000-2001	2001-2002	2002-2003	2003-2004	2004-2005
College of Arts and Sciences					
A.B.					
Single Major	1061	1032	1117	964	991
Double Major	184	192	220	213	294
Triple Major	1	4	1	1	1
Total A.B. Degrees	1,246	1,228	1,338	1,178	1,286
B.S.					
Single Major	149	142	125	134	144
Double Major	11	15	9	23	20
Triple Major	-	-	-	-	1
Total B.S. Degrees	160	157	134	157	165
Total College of Arts & Sciences	1,406	1,385	1,472	1,335	1,451
Lynch School of Education - A.B.					
Single Major	55	41	40	40	50
Double Major	149	157	144	154	145
Triple Major	-	-	-	1	2
Total Lynch School of Education	204	198	184	195	197
Carroll School of Management - B.S.					
Single Major	374	346	312	299	306
Double Major	201	221	205	248	219
Triple Major	7	-	9	8	8
Total Carroll School of Management	582	567	526	555	533
Connell School of Nursing					
Single Major	47	63	42	46	60
Double Major	-	1	1	-	-
Total Connell School of Nursing	47	64	43	46	60
Subtotal-Undergraduate Day Degrees Conferred	2,239	2,214	2,225	2,131	2,241
Woods College of Advancing Studies - A.B.					
Single Major	97	97	86	88	98
Double Major	-	-	2	4	2
Triple Major	-	-	-	-	-
Total Woods College of Advancing Studies	97	97	88	92	100
Total Undergraduate Degrees Conferred	2,336	2,311	2,313	2,223	2,341

*August, December, and May graduations combined
Source: Office of Student Services

UNDERGRADUATE DEGREES CONFERRED

By Major*

	2000-2001	2001-2002	2002-2003	2003-2004	2004-2005
Accounting	77	66	89	99	100
Accounting/Information Technology	-	-	1	3	1
Art History	7	10	14	15	14
Biochemistry	15	21	15	17	29
Biology	109	88	81	94	106
Chemistry	18	18	23	26	19
Child in Society	4	5	-	1	2
Classics	1	4	3	2	4
Communication	215	227	240	192	248
Computer Science	54	58	57	48	26
Corporate Reporting & Analysis	-	-	-	1	5
Early Childhood Education	11	13	12	9	13
Economics	133	147	143	145	130
Elementary Education	47	64	58	78	69
Elementary Education & Moderate Special Needs	30	7	7	-	-
English	215	211	232	199	182
Environmental Geosciences	10	19	8	7	7
Film Studies	1	7	4	7	9
Finance	257	208	206	221	234
French	8	11	7	9	10
Geology	-	-	-	-	-
Geophysics	2	2	-	-	-
Geology/Geophysics	1	1	-	2	-
German	3	-	3	0	2
Hispanic Studies	8	6	8	7	10
History	119	125	145	143	145
Human Development	85	79	75	81	86
Independent	2	1	1	-	-
Information Systems	27	43	32	18	15
International Studies	28	14	12	12	19
Italian	1	-	2	1	-
Linguistics	1	1	1	0	3
Management	17	18	21	15	13
Marketing	147	160	124	135	126
Mathematics	25	22	32	28	44
Mathematics/Computer Science	-	3	-	-	1
Music	4	5	4	4	3
Nursing	47	64	43	46	60
Operations & Technology Management	19	14	16	15	6
Organizational Studies/Human Resource Management	9	12	6	6	6
Philosophy	42	35	62	49	56
Physics	5	7	6	13	6
Political Science	134	130	121	121	146
Psychology	146	155	151	133	125
Russian	1	1	-	1	-
Secondary Education	22	24	29	26	26
Severe Special Needs	5	3	3	-	-
Slavic Studies	-	-	-	-	1
Sociology	89	53	87	61	68
Studio Art	11	9	6	4	14
Theatre	16	21	14	10	21
Theology	11	22	21	27	31
TOTAL**	2,239	2,214	2,225	2,131	2,241

*Double and triple majors counted by first major

**Woods College of Advancing Studies majors are not included in this total

Source: Office of Student Services

UNDERGRADUATE DEGREES CONFERRED

By School and Major*

	2002-2003						2003-2004						2004-2005					
	A&S		Ed	Mgt	Nurs	Total	A&S		Ed	Mgt	Nurs	Total	A&S		Ed	Mgt	Nurs	Total
	AB	BS	AB	BS	BS		AB	BS	AB	BS	BS		AB	BS	AB	BS	BS	
Accounting	-	-	-	89	-	89	-	-	-	99	-	99	-	-	-	100	-	100
Accounting/Information Tech	-	-	-	1	-	1	-	-	-	3	-	3	-	-	-	1	-	1
Art History	14	-	-	-	-	14	15	-	-	-	-	15	14	-	-	-	-	14
Biochemistry	-	15	-	-	-	15	-	17	-	-	-	17	-	29	-	-	-	29
Biology	1	80	-	-	-	81	9	85	-	-	-	94	12	94	-	-	-	106
Chemistry	-	23	-	-	-	23	-	26	-	-	-	26	-	19	-	-	-	19
Child in Society	-	-	-	-	-	0	-	-	1	-	-	1	-	-	2	-	-	2
Classics	3	-	-	-	-	3	2	-	-	-	-	2	4	-	-	-	-	4
Communication	240	-	-	-	-	240	192	-	-	-	-	192	248	-	-	-	-	248
Computer Science	47	2	-	8	-	57	27	7	-	14	-	48	16	10	-	-	-	26
Corporate Reporting & Analysis	-	-	-	-	-	-	-	-	-	1	-	1	-	-	-	5	-	5
Early Childhood Education	-	-	12	-	-	12	-	-	9	-	-	9	-	-	13	-	-	13
Economics	120	-	-	23	-	143	117	-	-	28	-	145	103	-	-	27	-	130
Elementary Education	-	-	58	-	-	58	-	-	78	-	-	78	-	-	69	-	-	69
Elementary Education & Moderate Special Needs	-	-	7	-	-	7	-	-	-	-	-	-	-	-	-	-	-	-
English	232	-	-	-	-	232	199	-	-	-	-	199	182	-	-	-	-	182
Environmental Geosciences	-	8	-	-	-	8	-	7	-	-	-	7	-	7	-	-	-	7
Film Studies	4	-	-	-	-	4	7	-	-	-	-	7	9	-	-	-	-	9
Finance	-	-	-	206	-	206	-	-	-	221	-	221	-	-	-	234	-	234
French	7	-	-	-	-	7	9	-	-	-	-	9	10	-	-	-	-	10
Geology	-	-	-	-	-	-	-	-	-	-	-	-	-	-	-	-	-	-
Geophysics	-	-	-	-	-	-	-	-	-	-	-	-	-	-	-	-	-	-
Geology/Geophysics	-	-	-	-	-	-	-	2	-	-	-	2	-	-	-	-	-	-
German	3	-	-	-	-	3	-	-	-	-	-	-	2	-	-	-	-	2
Hispanic Studies	8	-	-	-	-	8	7	-	-	-	-	7	10	-	-	-	-	10
History	145	-	-	-	-	145	143	-	-	-	-	143	145	-	-	-	-	145
Human Development	-	-	75	-	-	75	-	-	81	-	-	81	-	-	86	-	-	86
Independent	1	-	-	-	-	1	-	-	-	-	-	-	-	-	-	-	-	-
Information Systems	-	-	-	32	-	32	-	-	-	18	-	18	-	-	-	15	-	15
International Studies	12	-	-	-	-	12	12	-	-	-	-	12	19	-	-	-	-	19
Italian	2	-	-	-	-	2	1	-	-	-	-	1	-	-	-	-	-	-
Linguistics	1	-	-	-	-	1	-	-	-	-	-	-	3	-	-	-	-	3
Management	-	-	-	21	-	21	-	-	-	15	-	15	-	-	-	13	-	13
Marketing	-	-	-	124	-	124	-	-	-	135	-	135	-	-	-	126	-	126
Mathematics	32	-	-	-	-	32	28	-	-	-	-	28	44	-	-	-	-	44
Mathematics/Computer Science	-	-	-	-	-	-	-	-	-	-	-	-	-	-	1	-	-	1
Music	4	-	-	-	-	4	4	-	-	-	-	4	3	-	-	-	-	3
Nursing	-	-	-	-	43	43	-	-	-	-	46	46	-	-	-	-	60	60
Operations & Technology Mgmt	-	-	-	16	-	16	-	-	-	15	-	15	-	-	-	6	-	6
Organizational Studies/ Human Resource Management	-	-	-	6	-	6	-	-	-	6	-	6	-	-	-	6	-	6
Philosophy	62	-	-	-	-	62	49	-	-	-	-	49	56	-	-	-	-	56
Physics	-	6	-	-	-	6	-	13	-	-	-	13	-	6	-	-	-	6
Political Science	121	-	-	-	-	121	121	-	-	-	-	121	146	-	-	-	-	146
Psychology	151	-	-	-	-	151	133	-	-	-	-	133	125	-	-	-	-	125
Russian	-	-	-	-	-	-	1	-	-	-	-	1	-	-	-	-	-	-
Secondary Education	-	-	29	-	-	29	-	-	26	-	-	26	-	-	26	-	-	26
Severe Special Needs	-	-	3	-	-	3	-	-	-	-	-	-	-	-	-	-	-	-
Slavic Studies	-	-	-	-	-	-	-	-	-	-	-	-	1	-	-	-	-	1
Sociology	87	-	-	-	-	87	61	-	-	-	-	61	68	-	-	-	-	68
Studio Art	6	-	-	-	-	6	4	-	-	-	-	4	14	-	-	-	-	14
Theatre	14	-	-	-	-	14	10	-	-	-	-	10	21	-	-	-	-	21
Theology	21	-	-	-	-	21	27	-	-	-	-	27	31	-	-	-	-	31
Total**	1,338	134	184	526	43	2,225	1,178	157	195	555	46	2,131	1,286	165	197	533	60	2,241

*Double & triple majors counted by first major

**Woods College of Advancing Studies majors are not included in this total

Source: Office of Student Services

GRADUATE DEGREES CONFERRED, 2004-2005*

By School, Degree, Primary Field, and Gender

	Doctorates			Master's/Certificates/J.D.			Total		
	Men	Women	Total	Men	Women	Total	Men	Women	Total
Graduate School of Arts & Sciences									
Humanities									
American Studies	-	-	-	-	-	-	-	-	-
Classics	-	-	-	-	-	-	-	-	-
English	-	4	4	8	30	38	8	34	42
History	4	2	6	9	5	14	13	7	20
Latin & Greek	-	-	-	2	1	3	2	1	3
Linguistics	-	-	-	0	1	1	0	1	1
Pastoral Ministry	-	-	-	5	23	28	5	23	28
Philosophy	8	1	9	24	4	28	32	5	37
Religion & Education	1	2	3	-	-	-	1	2	3
Romance Languages	-	3	3	5	9	14	5	12	17
Russian	-	-	-	1	1	2	1	1	2
Slavic Studies	-	-	-	-	-	-	-	-	-
Theology	4	6	10	5	6	11	9	12	21
Social Sciences									
Economics	2	7	9	8	10	18	10	17	27
Political Science	1	-	1	4	3	7	5	3	8
Psychology	-	3	3	1	4	5	1	7	8
Sociology	1	3	4	2	1	3	3	4	7
Sciences									
Biology	-	2	2	2	2	4	2	4	6
Chemistry	5	5	10	2	4	6	7	9	16
Geology/Geophysics	-	-	-	2	2	4	2	2	4
Mathematics	-	-	-	4	3	7	4	3	7
Physics	-	-	-	5	1	6	5	1	6
Total - Graduate A&S	26	38	64	89	110	199	115	148	263
Lynch Graduate School of Education									
Counseling/Counseling Psychology	1	9	10	19	76	95	20	85	105
Curriculum & Instruction& Sp Ed	1	3	4	32	149	181	33	152	185
Developmental/Educational Psych	-	3	3	1	24	25	1	27	28
Educ. Research/Measurement/Evaluation	-	4	4	-	5	5	-	9	9
Higher Education Administration	1	6	7	9	29	38	10	35	45
Religious Education	-	-	-	6	7	13	6	7	13
Educational Administration	8	13	21	5	12	17	13	25	38
Professional School Administration Program	-	1	1	-	-	-	-	1	1
Total - Graduate Education	11	39	50	72	302	374	83	341	424
Carroll Graduate School of Management									
Business Administration	-	-	-	174	78	252	174	78	252
Finance	1	-	1	74	19	93	75	19	94
Organizational Studies	1	1	2	9	6	15	10	7	17
Accounting	-	-	-	38	68	106	38	68	106
Total - Graduate Management	2	1	3	295	171	466	297	172	469
Connell Graduate School of Nursing									
Nursing	1	15	16	5	54	59	6	69	75
Graduate School of Social Work									
Social Work	1	3	4	26	161	187	27	164	191
Woods College of Advancing Studies									
Administrative Studies	-	-	-	31	31	62	31	31	62
Law School - Law (J.D.)									
	-	-	-	124	133	257	124	133	257
Total Graduate & Professional Degrees	41	96	137	642	962	1,604	683	1,058	1,741

*August, December and May graduations combined
Source: Office of Student Services

UNDERGRADUATE FINANCIAL AID, 2000-2005

Dollars Awarded

	2000-2001	2001-2002	2002-2003	2003-2004	2004-2005
Undergraduates (All) Receiving:					
Need-Based Financial Aid	42%	37%	38%	42%	40%
Financial Assistance of All Types*	71%	71%	70%	71%	70%
Average Need-Based Scholarship and/or Grant	\$13,275	\$16,239	\$16,820	\$17,698	\$18,342
Average Need-Based Financial Aid Package**	\$18,830	\$22,879	\$22,859	\$23,215	\$27,292
Entering Freshmen Receiving:					
Any need-based financial aid	45%	40%	39%	40%	42%
Average need-based scholarship and/or grant	\$13,941	\$16,121	\$17,386	\$17,638	\$19,072
Average need-based financial aid package**	\$18,240	\$21,214	\$22,072	\$22,698	\$26,614
Undergraduate Scholarships and Grants:					
University	\$49,745,196	\$53,350,054	\$55,242,758	\$62,096,910	\$66,198,613
Federal	\$3,840,815	\$4,235,202	\$4,174,670	\$4,221,850	\$4,355,236
State	\$2,038,684	\$2,121,486	\$1,839,217	\$1,583,459	\$1,589,085
Total Scholarships and Grants***	\$55,624,695	\$59,706,742	\$61,256,645	\$67,902,219	\$72,142,934

* Includes all sources (institutional, private, state, and federal) of assistance made available by Boston College in the form of loans, work, grants, and scholarships

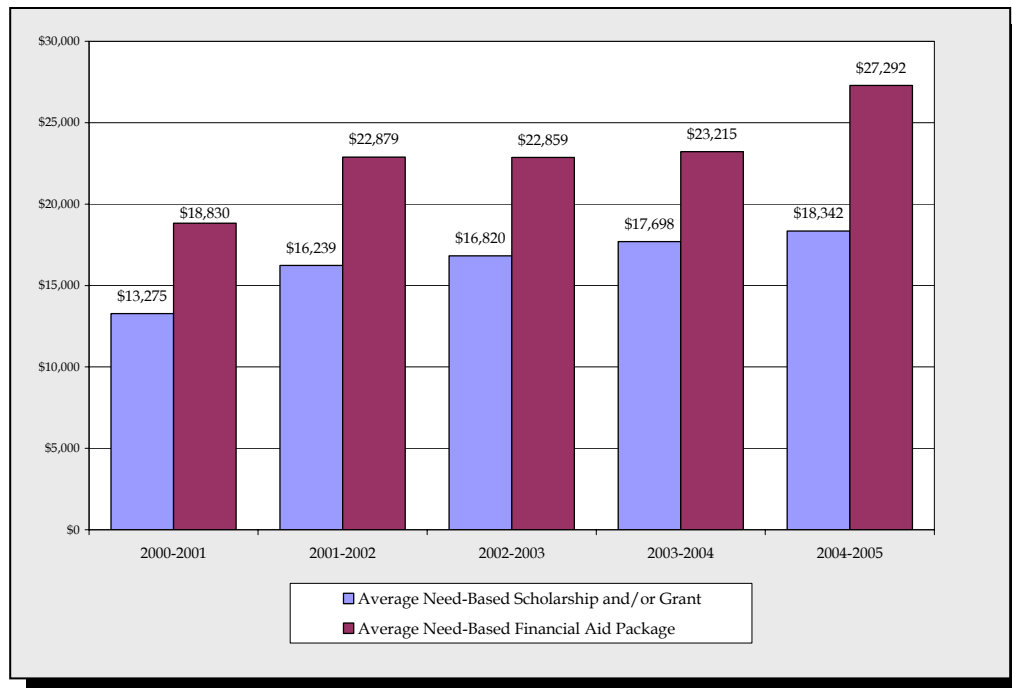
** Awarded package may include loans, work, grants, and scholarships

*** Does not include employee tuition remission benefits

Source: Office of Enrollment Management

AVERAGE NEED-BASED FINANCIAL AID, 2000-2005

ALL UNDERGRADUATES



UNDERGRADUATE STUDENT GRADUATION AND RETENTION RATES* Freshman Matriculants

	Transfer Rate (transfer out in good standing)	Graduation Rate (150% of normal time)	Overall Retention Rate
Fall 1998	4%	89%	93%
Fall 1997	4%	89%	93%
Fall 1996	5%	87%	92%
Fall 1995	4%	87%	91%
Fall 1994	5%	87%	92%

* "Retention Rate" is the "graduation rate" plus the "transfer out rate" of students to another college, and is based on the national standard of six years after matriculation
Source: Office of Institutional Research:

COMPETITIVE FELLOWSHIPS AND AWARDS, 1996 - 2005 Received by Undergraduates

Award	Total Number Received
Andrew Mellon Scholarship	4
Barry M. Goldwater Scholarship.....	10
Beckman Scholarship	9
Beinecke Memorial Scholarship	3
Freeman/ ASIA Scholarship.....	19
Gates-Cambridge Scholarship	1
George C. Marshall Scholarship.....	3
Harry S. Truman Scholarship	5
Institute for International Public Policy Fellowship.....	2
J. William Fulbright Grant (Undergraduate).....	82
James Madison Scholarship	1
National Science Foundation Graduate Research Fellowships.....	4
National Security Education Program Fellowship	17
Rhodes Scholarship.....	2
Rotary International Ambassadorial Scholarship	5
Thomas Pickering Scholarship	2
Winston Churchill Scholarship	1

Source: University Fellowship Committee

ALUMNI ASSOCIATION NATIONAL BOARD OF DIRECTORS 2005-2006

Susan Power Gallagher NC '69
President

Kenneth D. Pierce '79
Vice President/President Elect

Julie Finora McAfee '93
Treasurer

Thomas F. Flannery '81
Secretary

Christopher M. Doran, MD '68
President

John E. Joyce '61, M.B.A. '70
**Chair, Council of Past Presidents;
Co-Chair, Physical Facilities**

William C. McInnes, S.J., '44, GA&S '51
Chaplain

Sarah Ford Baine, NC 69
Director

Ann M. Bersani '77
Director

Irene Brannelly '02 **Director, Woods
College of Advancing Studies**

Robert E. Burke '69, M.A. '70
Director

Joanne Caruso '82, J.D. '86
Director

Victor F. Ciardello, Jr. '65
Director

Kathleen M. Comerford '82
Director

Priscilla Durkin NC '65
Director, Newton College

Marybeth Flynn '75
Director

Luke S. Howe '06
Student Liaison

Christopher J. Kubala, '93, MBA '02
Director

John J. Lane '61
Director

J. Emmett McCarthy '64
Director

Floyd B. McCrory '77
Director

Dawn E. McNair '82, M.Ed. '83, HON '03
Chair, Nominating Committee

John B. McNamara '60
Director

Kimberly A. O'Neil '97
Director

Richard P. Quinlan, Esq. '80, L '84
Director

Dineen Riviezzo '89
Director

Susan Budassi Sheehy '69
Director

Jeffrey P. Somers '65, L'68
Director

Omari Walker '97, M.Ed. '02
Director

Data as of October 2005
Source: Alumni Association

ALUMNI ASSOCIATION Regional Chapters

Arizona

Phoenix

California

Los Angeles

Northern CA

Orange County

San Diego

Colorado

Denver

Connecticut

Fairfield County

Hartford

District of Columbia

Washington

Florida

Central

Miami

Palm Beach

Sarasota

Southwest

Tampa Bay

Georgia

Atlanta

Illinois

Chicago

Indiana

Indianapolis

Maine

Maryland

Baltimore

Massachusetts

Boston

Cape Cod

Western MA

Minnesota

Missouri

St. Louis

New Hampshire

New Jersey

New York

New York City

Northeastern NY

Westchester County

North Carolina

Charlotte

Ohio

Cleveland

Pennsylvania

Philadelphia

Western PA

Rhode Island

South Carolina

Texas

Dallas

Virginia

Washington

Seattle

Wisconsin

Great Britain

Greece

Data as of October 2005
Source: Alumni Association

2005 Achievement Awards

The William V. McKenney Award

William C. McInnes, SJ '44, MA '51

Awards of Excellence

Arts & Humanities

J. Arch Getty MA '73, Ph.D. '79

Commerce

Susan McManama Gianinno '70

Education

Catherine Ronan Karrels '90

Health

Joan B. Fitzmaurice '66, Ph.D. '86

Law

Richard W. Renehan '55

Public Service

Robert F.X. Hart '60, MSW '62

Religion

Kenneth F. Hackett '68

Science

Leo F. Power, Jr. '56, MA '64, MBA '72

Young Alumni Achievement Award

Adrianna S. Rodriguea '04

Special Recognition Award: Class of 1956

Accepted by Carolyn Foley

President of the Class of 1956

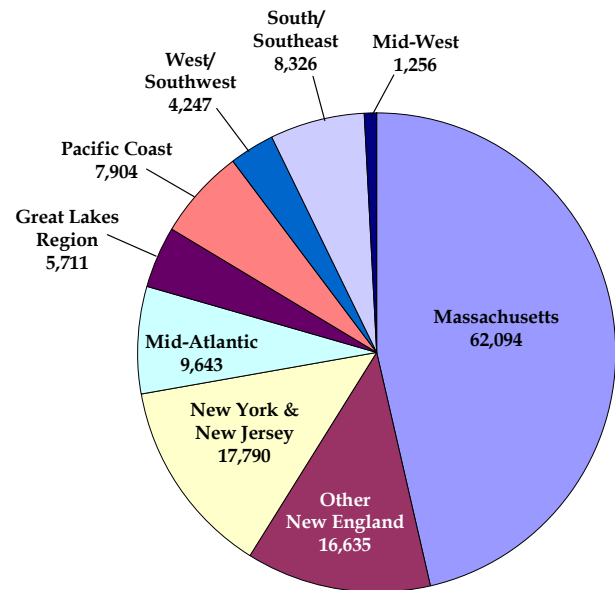
Data as of October 2005
Source: Alumni Association

ALUMNI GEOGRAPHIC DISTRIBUTION Fall 2005

Alabama	155	Nevada	1195
Alaska	100	New Hampshire	3,661
Arizona	737	New Jersey	5,990
Arkansas	52	New Mexico	225
California*	6573	New York*	11,738
Colorado	997	North Carolina	1,214
Connecticut	7,327	North Dakota	23
Delaware	230	Ohio	1,358
District of Columbia*	996	Oklahoma	98
Florida	4,539	Oregon	418
Georgia	1,205	Pennsylvania	3,057
Guam	18	Puerto Rico	418
Hawaii	293	Rhode Island	2,828
Idaho	77	South Carolina	368
Illinois	2,361	South Dakota	27
Indiana	329	Tennessee	273
Iowa	125	Texas	1,605
Kansas	162	Utah	126
Kentucky	196	Vermont	762
Louisiana	269	Virgin Islands	38
Maine	2,057	Virginia	2,736
Maryland	2,557	Washington	890
Massachusetts	62,094	West Virginia	67
Michigan	833	Wisconsin	508
Minnesota	651	Wyoming	44
Mississippi	45	Total U.S.	134,474
Missouri	506	Foreign Nations	2,651
Montana	93	Unknown	6,020
Nebraska	134	Total Alumni	143,145

Summary

Total Massachusetts	62,094
Other New England States	
Connecticut	7,327
Maine	2,057
New Hampshire	3,661
Rhode Island	2,828
Vermont	762
Total Other New England States	16,635
Total New England	78,729
Total Outside New England	64,416
Total Alumni	143,145



*California, New York, and Washington, D.C. include APO addresses
Data as of October 2005
Source: Information Services, University Relations

Great Lakes Area: IL, MI, MN, OH, WI
Mid-Atlantic Area: DE, D.C., MD, PA, VA, WV
Midwest: IA, IN, KS, MO, NE
South & Southeast: AL, AR, FL, GA, KY, LA, MS, NC, SC, TN
Pacific Coast: CA, OR, WA
West & Southwest: AZ, CO, ID, MT, NV, NM, ND, OK, SD, TX, UT, WY

LIVING ALUMNI

By Primary School and Class, Fall 2005

Class	A&S	Ed.	Mgt.	Nursing	Adv Stds	Newton College	Grad. A&S	Grad. Mgt.	Grad. Ed.	Grad. Nurs.	Grad. AdvStds	Social Work	Weston Law	Weston Theo.	Hon. Deg.	***EX Alum.	Total
1920	1	-	-	-	-	-	-	-	-	-	-	-	-	-	-	-	1
1923	-	-	-	-	-	-	-	-	-	-	-	-	-	-	-	2	2
1925	1	-	-	-	-	-	-	-	-	-	-	-	-	-	-	-	1
1926	-	-	-	-	-	-	-	-	-	-	-	-	-	1	-	-	1
1927	1	-	-	-	-	-	3	-	-	-	-	-	-	3	-	-	7
1928	2	-	-	-	-	-	-	-	-	-	-	-	-	2	-	1	5
1929	3	-	-	-	-	-	-	-	-	-	-	-	-	-	-	1	4
1930	5	-	-	-	-	-	3	-	-	-	-	-	-	-	-	2	10
1931	6	-	-	-	1	-	1	-	-	-	-	-	-	-	-	5	13
1932	6	-	-	-	1	-	-	-	2	-	-	-	-	-	-	7	16
1933	17	-	-	-	1	-	3	-	1	-	-	-	-	1	-	2	25
1934	22	-	-	-	5	-	4	-	-	-	-	-	1	-	-	8	40
1935	20	-	-	-	6	-	7	-	2	-	-	-	5	2	-	7	49
1936	31	-	-	-	7	-	4	-	1	-	-	-	-	1	1	3	48
1937	44	-	-	-	7	-	3	-	1	-	-	-	8	1	1	7	72
1938	37	-	-	-	9	-	3	-	1	-	-	3	4	-	-	6	63
1939	67	-	-	-	7	-	7	-	1	-	-	2	5	1	-	18	108
1940	83	-	-	-	4	-	5	-	-	-	-	4	5	-	-	8	109
1941	65	-	-	-	12	-	4	-	1	1	-	4	3	-	-	5	95
1942	83	-	12	-	7	-	7	-	2	-	-	5	1	1	-	15	133
1943	88	1	20	-	11	-	3	-	-	-	-	5	6	-	-	18	152
1944	69	-	26	-	5	-	2	-	-	-	-	3	4	1	-	25	135
1945	60	-	13	-	7	-	1	-	1	-	-	3	2	1	-	77	165
1946	10	-	-	-	12	-	7	-	2	-	-	7	6	-	-	21	65
1947	63	-	10	-	7	-	10	-	6	-	-	14	7	3	-	24	144
1948	89	-	42	-	10	-	13	-	2	-	-	15	14	2	-	2	189
1949	237	-	54	14	24	-	23	-	1	-	-	15	25	2	-	7	402
1950	522	-	172	18	13	22	28	-	6	-	-	18	40	7	-	19	865
1951	513	-	220	25	33	23	33	-	15	-	-	15	54	4	1	28	964
1952	341	-	217	51	30	27	28	-	8	-	-	17	48	1	-	22	790
1953	299	-	186	55	35	34	40	-	25	-	-	25	36	1	5	26	767
1954	250	-	178	82	37	19	54	-	34	-	-	23	38	1	4	60	780
1955	222	-	164	102	51	34	51	-	32	-	-	18	32	4	2	20	732
1956	262	121	225	93	56	34	55	-	25	-	-	21	41	6	4	50	993
1957	268	85	213	98	45	47	48	-	30	-	-	20	42	4	2	50	952
1958	314	119	273	143	51	53	56	-	46	1	-	14	40	3	5	81	1,199
1959	320	105	288	127	59	70	51	-	31	5	-	23	54	11	1	73	1,218
1960	282	119	302	177	103	92	60	1	89	5	-	27	49	16	3	25	1,350
1961	249	79	254	144	55	95	73	6	44	11	-	30	64	31	2	25	1,162
1962	297	119	223	162	74	119	43	17	34	4	-	34	77	21	4	39	1,267
1963	439	163	302	152	52	136	121	26	84	13	-	25	67	24	2	31	1,637
1964	444	170	320	122	64	179	105	20	66	13	-	41	71	27	4	46	1,692
1965	407	173	330	138	70	130	111	28	88	7	-	44	95	35	2	46	1,704

LIVING ALUMNI

By Primary School and Class, Fall 2005 (Continued)

Class	A&S	Ed.	Mgt. Nursing	Adv Std's	Newton College	Grad. A&S	Grad. Mgt.	Grad. Ed.	Grad. Nurs.	Grad. AdvStd's	Social Work	Weston Law	Weston Theo.	Hon. Deg.	***EX Alum.	Total	
1966	421	171	323	195	59	153	121	32	103	6	-	46	105	33	5	38	1,811
1967	440	188	358	169	65	142	236	47	132	13	-	52	86	27	2	41	1,998
1968	527	272	397	137	52	182	157	45	160	17	-	46	109	27	4	42	2,174
1969	516	233	386	113	76	183	232	32	217	24	-	46	130	32	2	53	2,275
1970	511	221	346	138	81	198	207	94	222	21	-	52	108	1	5	39	2,244
1971	507	272	372	157	60	172	202	70	252	29	-	83	136	-	3	44	2,359
1972	606	281	381	133	68	237	255	57	261	17	-	83	168	19	2	51	2,619
1973	602	247	312	151	67	232	216	59	238	27	-	78	190	-	2	35	2,456
1974	939	318	374	151	75	201	189	60	155	49	-	91	200	-	4	37	2,843
1975	895	289	318	202	94	207	220	68	246	51	-	102	171	-	5	11	2,879
1976	1,130	355	485	219	75	5	234	74	273	43	-	97	200	-	3	8	3,201
1977	1,015	292	446	161	68	-	184	67	175	49	-	99	216	-	3	9	2,784
1978	1,207	251	454	167	90	-	192	76	206	67	-	88	190	-	1	2	2,991
1979	1,096	217	498	197	100	-	156	107	219	57	-	108	216	-	3	8	2,982
1980	1,176	171	467	202	90	-	158	115	229	79	-	115	222	-	2	4	3,030
1981	1,167	206	561	171	90	-	165	122	244	73	-	87	231	-	2	8	3,127
1982	1,237	194	555	175	104	-	151	119	254	101	-	90	207	-	2	8	3,197
1983	1,258	168	561	184	131	-	133	113	195	73	-	130	224	-	3	2	3,175
1984	1,363	143	537	140	123	-	133	123	178	40	-	114	232	-	3	10	3,139
1985	1,149	140	573	140	132	-	152	133	205	53	1	93	254	-	5	6	3,036
1986	1,252	151	582	149	126	-	155	134	211	49	-	124	219	-	6	3	3,161
1987	1,297	141	571	139	125	-	185	122	174	57	-	116	242	-	-	4	3,173
1988	1,297	160	542	123	94	-	166	185	214	73	-	114	231	-	4	3	3,206
1989	1,408	181	539	88	108	-	143	180	230	64	-	118	219	-	2	9	3,289
1990	1,384	167	508	87	137	-	181	189	259	66	-	102	209	-	6	6	3,301
1991	1,341	153	582	77	168	-	171	222	256	50	-	111	267	-	2	4	3,404
1992	1,531	192	593	79	188	-	255	268	246	59	-	126	232	-	2	6	3,777
1993	1,301	186	499	108	146	-	226	245	281	51	-	158	267	-	1	2	3,471
1994	1,257	192	525	96	146	-	224	208	349	45	-	159	253	-	4	5	3,463
1995	1,413	188	601	89	126	-	149	196	240	54	-	186	252	-	3	2	3,499
1996	1,304	276	552	122	116	-	214	294	208	50	-	169	239	-	4	3	3,551
1997	1,366	160	631	78	138	-	189	174	327	55	-	207	243	-	2	3	3,573
1998	1,379	204	578	81	130	-	164	270	296	36	14	205	245	-	4	2	3,608
1999	1,210	182	566	50	100	-	174	289	300	32	39	187	231	-	5	6	3,371
2000	1,378	223	642	67	109	-	168	289	308	48	47	164	247	-	4	11	3,705
2001	1,388	200	569	45	101	-	152	258	306	46	34	165	223	-	3	5	3,495
2002	1,350	194	562	62	92	-	175	327	253	39	23	144	237	-	3	4	3,465
2003	1,474	181	522	42	90	-	165	324	278	41	39	134	237	-	-	10	3,537
2004	1,319	192	533	47	116	-	146	297	317	51	38	157	248	-	1	25	3,487
2005	1,393	184	523	59	49	-	92	301	117	30	22	171	222	-	-	-	3,163
Total	51,343	9,590	23,968	6,693	5,076	3,026	8,257	6,483	10,015	1,945	257	5,192	9,302	357	160	1,481	143,145

*Formerly called the Evening College

**Prior to June 1994, graduate degrees in Education and Nursing were granted by the Graduate School of Arts & Sciences

***Ex Alumni are individuals who attended Boston College without graduating

Note: Alumni who received more than one degree from Boston College are counted by their primary (or first received) degree only

Data as of October 2005

Source: Information Services, University Relations

LIVING ALUMNI By Gender and Class, Fall 2005

Class	Women	Men	Total	Class	Women	Men	Total
1920	-	1	1	1964	619	1,073	1,692
1923	-	2	2	1965	570	1,134	1,704
1925	-	1	1	1966	683	1,128	1,811
1926	-	1	1	1967	733	1,265	1,998
1927	3	4	7	1968	788	1,386	2,174
1928	-	5	5	1969	852	1,423	2,275
1929	-	4	4	1970	911	1,333	2,244
1930	3	7	10	1971	965	1,394	2,359
1931	3	10	13	1972	1,070	1,549	2,619
1932	2	14	16	1973	1,065	1,391	2,456
1933	4	21	25	1974	1,335	1,508	2,843
1934	8	32	40	1975	1,552	1,327	2,879
1935	14	35	49	1976	1,654	1,547	3,201
1936	10	38	48	1977	1,521	1,263	2,784
1937	7	65	72	1978	1,531	1,460	2,991
1938	12	51	63	1979	1,643	1,339	2,982
1939	13	95	108	1980	1,687	1,343	3,030
1940	11	98	109	1981	1,745	1,382	3,127
1941	14	81	95	1982	1,854	1,343	3,197
1942	11	122	133	1983	1,937	1,238	3,175
1943	14	138	152	1984	1,815	1,324	3,139
1944	10	125	135	1985	1,816	1,220	3,036
1945	12	153	165	1986	1,861	1,300	3,161
1946	20	45	65	1987	1,932	1,241	3,173
1947	28	116	144	1988	1,880	1,326	3,206
1948	25	164	189	1989	1,954	1,335	3,289
1949	59	343	402	1990	1,898	1,403	3,301
1950	83	782	865	1991	1,958	1,446	3,404
1951	107	857	964	1992	2,101	1,676	3,777
1952	122	668	790	1993	2,024	1,447	3,471
1953	162	605	767	1994	1,934	1,529	3,463
1954	189	591	780	1995	1,994	1,505	3,499
1955	218	514	732	1996	1,934	1,617	3,551
1956	314	679	993	1997	1,978	1,595	3,573
1957	274	678	952	1998	2,048	1,560	3,608
1958	390	809	1,199	1999	1,895	1,476	3,371
1959	360	858	1,218	2000	2,082	1,623	3,705
1960	510	840	1,350	2001	1,934	1,561	3,495
1961	415	747	1,162	2002	1,905	1,560	3,465
1962	486	781	1,267	2003	1,942	1,595	3,537
1963	604	1,033	1,637	2004	1,931	1,556	3,487
				2005	1,782	1,381	3,163
				Total	71,830	71,315	143,145

GIFTS TO THE UNIVERSITY*

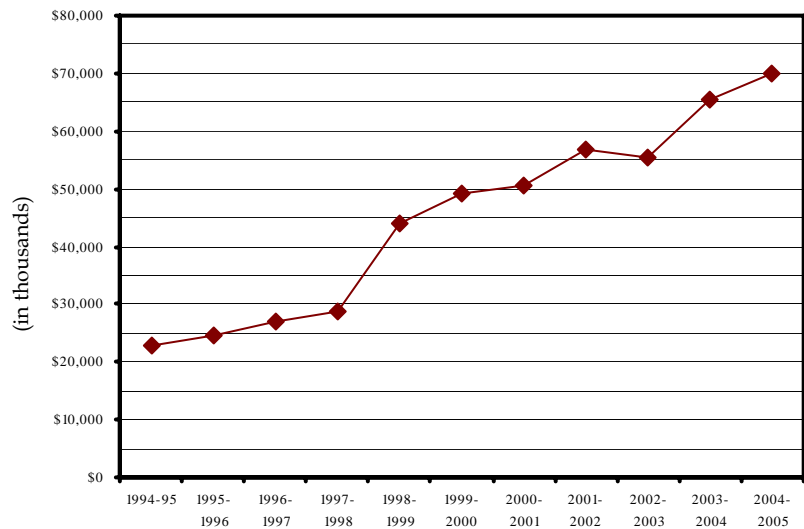
Total Private Gift Support

Source	2000-01	2001-02	2002-03	2003-04	2004-05
Alumni	\$26,223,497	\$29,222,612	\$31,147,060	\$35,694,098	\$38,135,630
Parents	\$7,035,953	\$11,046,981	\$8,011,022	\$9,172,496	\$8,306,400
Friends	\$3,256,754	\$2,685,530	\$3,893,493	\$2,562,671	\$5,338,523
Corporations	\$4,985,249	\$4,805,765	\$5,808,748	\$7,650,284	\$5,331,752
Matching Gifts	\$1,576,392	\$1,657,407	\$1,583,587	\$1,659,672	\$1,986,236
Foundations	\$5,958,352	\$5,778,952	\$4,035,535	\$8,005,241	\$9,673,922
Associations	\$1,423,317	\$1,429,344	\$810,845	\$627,329	\$1,288,076
Total Gifts	\$50,459,514	\$56,626,591	\$55,290,290	\$65,371,792	\$70,060,540

*Gifts represent cash received during the fiscal year which runs from June 1 to May 31 Data as of June 2005
Source: Information Services, University Relations

TOTAL PRIVATE GIFT SUPPORT FY95 THROUGH FY05

**IN THE PAST 10 YEARS,
GIFTS FROM ALUMNI
HAVE INCREASED
266%.**



INDIVIDUAL DONORS*

By Giving Club

Giving Club	Level of Gift	2000-2001	2001-2002	2002-2003	2003-2004	2004-2005
Gasson Society	\$10,000+	589	626	652	690	719
President's Circle	\$5,000-\$9,999	495	500	515	548	534
FIDES Patron	\$2,500-\$4,999	511	548	621	691	770
FIDES	\$1,000-\$2,499	2,454	2,408	3,279	2,521	2,486
Tower Builders	\$500-\$999	1,548	1,507	1,897	1,423	1,737
John Bapst Associates	\$250-\$499	3,302	3,086	3,071	3,205	2,972
McElroy Associates	\$100-\$249	8,285	8,361	8,961	9,662	9,241
Other Annual Fund	\$1-\$99	15,597	15,515	17,924	17,816	15,762
Total Individual Donors		32,781	32,551	36,920	36,556	34,221

Note: Includes donors who qualify for Fides and President's Circle through the Young Fides and Matching Gift Programs Includes alumni, parents, and friends Does not include Corporations and Foundations Data as of June 2005

Source: Information Services, University Relations

ALUMNI DONORS

By Primary Schools and Class, 2004-2005

Class	A&S	Ed.	Mgt.	Nursing	Adv Stds.	Newton College	Grad A&S	Grad Mgt.	Grad Ed.	Grad Nurs.	Grad AdvStds.	Social Work	Law	Weston Theo.	Hon. Degrees	*EX Alumni	Total
1929	1	-	-	-	-	-	-	-	-	-	-	-	-	-	-	-	1
1930	3	-	-	-	-	-	-	-	-	-	-	-	-	-	-	-	3
1931	2	-	-	-	-	-	-	-	-	-	-	-	-	-	-	-	2
1932	1	-	-	-	-	-	-	-	-	-	-	-	-	-	-	1	2
1933	3	-	-	-	-	-	-	-	-	-	-	-	-	-	-	-	3
1934	6	-	-	-	-	-	-	-	-	-	-	-	-	-	-	1	7
1935	6	-	-	-	-	-	-	-	-	-	-	-	-	-	-	-	6
1936	10	-	-	-	-	-	-	-	-	-	-	-	-	-	-	-	10
1937	7	-	-	-	1	-	-	-	-	-	-	-	-	-	-	-	8
1938	13	-	-	-	-	-	-	-	-	-	-	-	-	-	-	1	14
1939	22	-	-	-	1	-	2	-	-	-	-	1	2	-	-	3	31
1940	23	-	-	-	-	-	-	-	-	-	-	1	2	-	-	2	28
1941	16	-	-	-	1	-	-	-	-	-	-	2	-	-	-	2	21
1942	30	-	2	-	1	-	1	-	-	-	-	4	-	-	-	-	38
1943	27	-	9	-	1	-	-	-	-	-	-	1	4	-	-	4	46
1944	23	-	10	-	-	-	-	-	-	-	-	1	-	-	-	5	39
1945	36	-	5	-	-	-	-	-	-	-	-	-	-	-	-	11	52
1946	2	-	-	-	-	-	1	-	1	-	-	1	3	-	-	3	11
1947	12	-	4	-	1	-	2	-	-	-	-	7	2	-	-	4	32
1948	28	-	15	-	1	-	3	-	1	-	-	8	3	-	-	1	60
1949	84	-	20	4	6	-	1	-	-	-	-	1	6	-	-	1	123
1950	169	-	56	4	3	8	6	-	2	-	-	4	12	-	-	3	267
1951	183	-	76	3	11	5	8	-	3	-	-	4	18	-	-	4	315
1952	106	-	67	18	4	8	3	-	-	-	-	6	16	-	-	6	234
1953	102	-	63	17	8	7	9	-	5	-	-	4	10	-	-	4	229
1954	87	-	63	21	11	3	12	-	10	-	-	6	13	1	-	6	233
1955	115	-	72	40	16	11	7	-	6	-	-	4	9	-	-	3	283
1956	80	48	57	30	6	6	12	-	6	-	-	5	8	-	-	9	267
1957	73	32	55	23	13	11	6	-	9	-	-	3	15	-	-	8	248
1958	80	36	78	44	9	13	10	-	14	-	-	4	18	-	-	5	311
1959	85	32	68	42	17	11	6	-	7	1	-	6	16	-	-	2	293
1960	91	42	97	58	21	25	7	-	14	2	-	5	16	1	-	2	381
1961	55	24	75	44	10	16	15	2	7	3	-	11	22	1	-	3	288
1962	67	33	51	47	15	22	4	4	7	2	-	9	21	-	-	4	286
1963	102	47	68	35	15	22	21	6	11	3	-	8	28	1	-	4	371
1964	122	56	88	40	10	32	18	7	5	1	-	9	23	-	-	3	414
1965	130	51	72	38	10	34	14	4	12	1	-	12	35	1	-	5	419
1966	114	44	82	48	13	27	24	7	17	1	-	10	36	2	-	-	425
1967	121	47	77	52	12	25	31	9	16	2	-	8	37	2	-	5	444
1968	136	71	91	32	11	39	22	14	26	8	-	15	38	-	-	6	509
1969	132	55	94	30	17	36	35	10	36	7	-	16	54	-	-	3	525

ALUMNI DONORS

By Primary Schools and Class, 2004-2005 (Continued)

Class	A&S	Ed.	Mgt.	Nursing	Adv Stds.	Newton College	Grad A&S	Grad Mgt.	Grad Ed.	Grad Nurs.	Grad AdvStds.	Social Work	Weston Law	Hon. Degrees	*EX Alumni	Total	
1970	144	61	94	51	19	41	25	14	27	3	-	11	34	1	-	525	
1971	120	84	94	37	12	30	37	15	37	9	-	15	45	-	5	540	
1972	169	76	96	33	10	36	37	11	50	4	-	17	62	-	6	607	
1973	171	63	78	35	11	37	38	11	39	6	-	16	65	-	3	573	
1974	243	65	93	39	14	41	32	12	27	12	-	18	79	-	1	681	
1975	231	76	75	59	16	37	25	13	45	9	-	14	60	-	1	661	
1976	275	85	127	64	11	-	24	22	46	9	-	28	62	-	1	754	
1977	256	61	131	52	18	-	22	12	26	7	-	14	82	-	1	682	
1978	281	48	131	40	13	-	28	24	39	14	-	5	68	-	-	691	
1979	267	55	152	47	15	-	22	33	36	13	-	29	77	-	1	747	
1980	325	51	172	57	16	-	20	24	35	16	-	15	65	-	2	798	
1981	271	46	165	52	18	-	26	28	40	11	-	17	71	-	-	745	
1982	285	44	145	48	26	-	17	26	31	19	-	24	70	-	2	737	
1983	265	34	147	50	26	-	19	20	31	16	-	18	53	-	-	679	
1984	266	26	156	30	32	-	20	21	18	4	-	19	68	-	-	660	
1985	281	32	172	38	26	-	15	28	28	10	1	8	62	-	2	703	
1986	260	34	134	35	22	-	15	22	24	8	-	12	59	-	1	626	
1987	261	29	133	27	20	-	25	25	14	13	-	15	87	-	1	650	
1988	231	27	125	27	13	-	25	26	17	12	-	16	62	-	-	581	
1989	224	37	115	17	14	-	12	38	29	8	-	8	56	-	2	560	
1990	274	25	136	16	15	-	25	26	25	8	-	13	53	-	1	617	
1991	211	29	124	15	22	-	24	37	32	3	-	15	57	-	-	569	
1992	235	29	116	9	21	-	29	39	27	7	-	13	45	-	1	571	
1993	165	19	89	12	19	-	21	41	40	8	-	9	60	-	-	483	
1994	144	27	84	8	10	-	16	31	36	8	-	13	68	-	-	445	
1995	204	24	106	9	21	-	17	22	21	6	-	13	49	-	-	492	
1996	136	26	79	17	15	-	15	40	31	13	-	16	37	-	-	425	
1997	147	23	92	10	18	-	17	28	31	5	-	17	35	-	-	423	
1998	136	24	83	9	19	-	15	35	21	8	-	10	44	-	-	404	
1999	126	19	65	3	10	-	11	40	17	7	4	10	40	-	1	353	
2000	151	25	103	8	9	-	9	33	33	9	7	7	26	-	2	422	
2001	137	18	61	-	11	-	9	35	24	4	6	11	39	-	1	357	
2002	160	29	80	8	11	-	11	34	29	5	3	9	33	-	-	412	
2003	144	24	65	4	7	-	9	42	27	4	5	8	12	-	2	353	
2004	108	7	49	3	10	-	3	42	15	3	4	5	55	-	1	308	
2005	502	64	174	14	7	-	1	94	1	-	6	-	27	-	-	890	
Total	10,311	2,064	5,556	1,653	822	583	996	1,107	1,264	332	36	664	2,434	10	6	165	28,003

*Prior to June 1994, graduate degrees in Education and Nursing were granted by the Graduate School of Arts & Sciences

**EX Alumni are individuals who attended Boston College without graduating

Notes: Alumni who received more than one degree from Boston College are counted by their primary degree only. These figures include donors with soft dollar credit. Deceased alumni are included. Data as of July 2005.

Source: Information Services, University Relations

BUILDINGS RELATED TO BOSTON COLLEGE OPERATIONS

Location and Primary Use, Spring 2005

Name	Location	Primary Use	Date Constructed or Acquired	Gross Square Footage ¹
Alumni House.....	885 Centre St.....	Administrative.....	1974.....	15,638
Alumni Stadium.....	2604 Beacon St.....	Sports.....	1957.....	464,347
Bapst Library.....	Middle Campus.....	Library.....	1928.....	69,623
Barat House.....	885 Centre St.....	Jesuit Res & Admin.....	1974.....	25,392
Bea House ²	176 Commonwealth Ave.....	Jesuit Residence.....	1965.....	4,685
Botolph House.....	18 Old Colony Rd.....	Administrative.....	1967.....	7,136
Bourneuf House.....	84 College Rd.....	Administrative.....	1985.....	4,460
Thea Bowman AHANA Center.....	72 College Rd.....	Administrative.....	1970.....	3,528
Brock House.....	78 College Rd.....	Administrative.....	1972.....	4,146
Campion Hall.....	Middle Campus.....	Academic & Administrative.....	1955.....	112,491
Canisius House ²	67 Lee Rd.....	Jesuit Residence.....	1966.....	3,761
Carney Hall.....	Middle Campus.....	Academic & Administrative.....	1962.....	101,059
Cheverus Hall.....	127 Hammond St.....	Student Residence.....	1960.....	32,102
Claver Hall.....	40 Tudor Rd.....	Student Residence.....	1955.....	16,702
Connolly Carriage House.....	300 Hammond St.....	Academic.....	1975.....	7,035
Connolly Faculty Center.....	300 Hammond St.....	Academic.....	1975.....	13,799
Connors Family Retreat & Conference Center.....	Dover, MA.....	Auxillary Svcs/ Administrative.....	2004.....	65,230
Connors Family Retreat & Conference Center Annex.....	Dover, MA.....	Auxillary Svcs/ Administrative.....	2004.....	5,514
Connors Family Retreat & Conference Center Caretaker House.....	Dover, MA.....	Residence.....	2004.....	2,214
Connors Family Retreat & Conference Center Garage.....	Dover, MA.....	Garage.....	2004.....	2,026
Silvio O. Conte Forum.....	2601 Beacon St.....	Sports & Administrative.....	1988.....	270,509
John M. Corcoran Commons.....	60 St. Thomas More Rd.....	Student Services.....	1994.....	63,736
Cottage and Garages.....	885 Centre St.....	Residence.....	1974.....	4,342
Cushing Hall.....	Middle Campus.....	Academic & Administrative.....	1960.....	65,141
Cushing House.....	885 Centre St.....	Student Residence.....	1974.....	25,709
Daly House ²	262 Beacon St.....	Jesuit Residence.....	1981.....	5,584
Devlin Hall.....	Middle Campus.....	Academic & Administrative.....	1924.....	90,823
Donaldson House.....	90 College Rd.....	Administrative.....	1975.....	3,910
Duchesne East/West.....	885 Centre St.....	Student Residence.....	1974.....	53,513
Edmonds Hall.....	200 St. Thomas More Dr.....	Student Residence.....	1975.....	245,078
Faber House.....	102 College Rd.....	Academic.....	1938.....	3,081
Fenwick Hall.....	46 Tudor Rd.....	Student Residence.....	1960.....	49,087
Fitzpatrick Hall.....	137 Hammond St.....	Student Residence.....	1960.....	49,273
Wm. J. Flynn Student Recreation Complex.....	2603 Beacon St.....	Sports & Administrative.....	1972.....	118,267
Fulton Hall.....	Middle Campus.....	Academic & Administrative.....	1948.....	126,088
Gabelli Hall.....	80 Commonwealth Ave.....	Student Residence.....	1988.....	69,844
Garages.....	Brighton Campus.....	TBA.....	2004.....	15,408
Gasson Hall.....	Middle Campus.....	Academic & Administrative.....	1913.....	72,638
Gonzaga Hall.....	149 Hammond St.....	Student Residence.....	1958.....	43,614
Greycliff Hall.....	2051 Commonwealth Ave.....	Student Residence.....	1969.....	12,318
Gymnasium.....	Brighton Campus.....	TBA.....	2004.....	11,122
Haley House.....	314 Hammond St.....	Academic & Administrative.....	1969.....	9,294
Haley Carriage House.....	47 Stone Ave.....	Child Care Center.....	1969.....	5,081
Hardey House.....	885 Centre St.....	Student Residence.....	1974.....	40,152
Heffernan House & Garage.....	110 College Rd.....	Administrative.....	1997.....	4,756

BUILDINGS RELATED TO BOSTON COLLEGE OPERATIONS

Location and Primary Use, Spring 2005 (Continued)

Name	Location	Primary Use	Date Constructed or Acquired	Gross Square Footage ¹
Higgins Hall	Middle Campus	Academic & Administrative	1966	234,722
Hopkins House	116 College Rd.	Administrative	1968	4,274
Hovey House	258 Hammond St	Academic & Administrative	1971	11,148
Ignacio Hall	100 Commonwealth Ave.	Student Res/ Administrative	1973	121,542
Kenny-Cottle Library	885 Centre St.	Library	1974	53,014
Keyes North /South	885 Centre St.	Student Residence	1974	65,266
Kostka Hall	149 Hammond St	Student Residence	1957	30,704
Law East Wing	885 Centre St.	Academic	1999	49,109
Law Library	885 Centre St.	Library	1996	83,017
Lawrence House	122 College Rd.	Administrative	1968	3,681
Loyola Hall	42 Tudor Rd.	Student Residence	1955	23,348
Lyons Hall	Middle Campus	Academic & Administrative	1951	84,111
Manresa House & Garage ³	188 Beacon St	Academic	1989	5,774
Mary House	885 Centre St.	Academic & Administrative	1974	4,326
McElroy Commons	Middle Campus	Student Services & Admin.	1960	126,669
McElroy Switch House	Middle Campus	Administrative	1960	1,049
McGuinn Hall	Middle Campus	Academic & Administrative	1968	143,310
Medeiros Townhouses	60 Tudor Rd.	Student Residence	1971	22,568
Eugene F. Merkert Chemistry Center	2609 Beacon St.	Academic & Administrative	1991	116,601
Mill Street Cottage	29 Mill St	Residence	1974	2,879
Modular Apartments	Lower Campus	Student Residence	1970	98,218
Murray House	292 Hammond St	Commuter Center	1967	8,490
Murray Carriage House	292 Hammond St	Academic	1967	2,618
O'Connell House	185 Hammond St	Student Union	1938	32,007
Thomas P. O'Neill, Jr. Library	Middle Campus	Central Research Library	1984	206,910
Parking Garage	2599 Beacon St	General Parking Facility	1979	279,354
Parking Garage (New)	40 St. Thomas More Rd.	General Parking Facility	1994	328,972
Quonset Hut	885 Centre St.	Gymnasium	1974	5,964
Rahner House	96 College Rd.	Administrative	1952	2,799
Roberts House & Garage ³	246 Beacon St	Jesuit Residence	1989	8,583
Robsham Theater Arts Center	50 St Thomas More Rd.	Student Services & Acad.	1981	31,908
Roncalli Hall	200 Hammond St	Student Residence	1965	40,674
Rubenstein Hall	90 Commonwealth Ave	Student Residence	1973	123,739
Service Building	Middle Campus	Academic & Administrative	1948	33,718
Shaw House	372 Beacon St.	Student Residence	1962	9,218
Commander Shea Field	2605 Beacon St.	Baseball/Soccer Field	1960	
Southwell Hall	38 Commonwealth Ave	Administrative	1937	12,338
St. Clement's Hall	201 Foster Street	Administrative	2004	97,221
St. Ignatius Maintenance Building	Middle Campus	Administrative	1993	2,372
St. Mary's Hall ²	Middle Campus	Jesuit Residence	1917	135,721
St. Thomas More Hall	2150 Commonwealth Ave	Administrative	1955	64,584
St. Williams Hall	9 Lake Street	TBA	2004	64,584
Stuart House and the James W. Smith Wing	885 Centre St.	Academic & Administrative	1974	104,884
The Residence	Brighton Campus	TBA	2004	
The Residence Garage	Brighton Campus	TBA	2004	580

BUILDINGS RELATED TO BOSTON COLLEGE OPERATIONS Location and Primary Use, Spring 2005 (Continued)

Name	Location	Primary Use	Date Constructed or Acquired	Gross Square Footage ¹
Trinity Chapel (Newton)	885 Centre St.	Chapel	1974	20,578
Vanderslice Hall	70 St. Thomas More Rd.	Student Residence	1993	119,492
Vouté Hall	110 Commonwealth Ave.	Student Residence	1988	87,189
Michael P. Walsh Hall	150 St. Thomas More Rd.	Student Res. & Dining Facility	1980	205,805
Waul House	256 Hammond St.	Administrative	2000	16,407
Welch Hall	182 Hammond St.	Student Residence	1965	40,724
Weston Observatory	Weston, MA	Research & Administrative	1948	21'696
Williams Hall	144 Hammond St.	Student Residence	1965	40,738
Xavier Hall	44 Tudor Rd.	Student Residence	1955	16,706
Yawkey Athletics Center	2597 Beacon Street	Sports	2004	73,927
---	2 Boston Rd Property	TBD	2000	16,591
---	4 Quincy Rd.	Residence	2002	4,801
---	11 Chestnut Hill Rd & Garage	Residence	2000	5,334
---	14 Mayflower Rd & Garage	Administrative	1998	5,245
---	19 Mayflower Rd & Garage	Residence	2004	4,442
---	21 Campanella Way	Academic & Administrative	2002	154,506
---	22 Stone Ave & Garage	Administrative	1999	4,758
---	24 Mayflower Rd & Garage	Residence	2004	4,461
---	24 Quincy Rd.	Academic	1998	4,317
---	25 Lawrence Ave & Garage	Administrative	1993	5,180
---	30 Quincy Rd.	Jesuit Residence	1999	4,534
---	31 Lawrence Ave	Academic	1979	5,105
---	31 Lawrence Ave Garage	Administrative	1996	1,985
---	32 Mayflower Rd & Garage	Residence	2002	4,833
---	36 College Rd.	Administrative	1974	3,766
---	40 Old Colony Rd.	Residence	2001	6,400
---	42 St. Stephens Green	Administrative	2000	8,488
---	43 St. Stephens Green	Administrative	2000	7,951
---	66 Commonwealth Ave.	Student Residence & Admin	1989	58,779
---	66 Lee Rd.	Residence	1999	2,510
---	50 College Rd & Garage	Administrative	1996	4,303
---	55 Lee Rd.	Administrative	1978	7,363
---	90 St. Thomas More Rd.	Student Residence	1993	110,487
---	110 St. Thomas More Rd.	Student Residence	2005	104,278
---	130 Beacon St.	Residence	2002	9,340
---	142 Beacon St.	Administrative	1997	3,446
---	194 Beacon St.	Academic	1996	5,628
---	350 Beacon St.	Residence	2001	3,329
Total Gross Square Footage ⁽⁴⁾	6,496,268			

¹GSF excludes all void areas such as "open to below" atrium type space; ²Property leased to the Jesuit Community of Boston College; ³Property owned by the Jesuit Community of Boston College;

⁴Total GSF excludes Manresa & Roberts

Note: The above statistics exclude properties leased to Boston College. Statistics include only properties owned by Boston College as of May 31, 2005

Source: Office of Space Management

BOSTON COLLEGE PROPERTIES

Spring 2005

	Building Gross Square Footage	Acres		Building Gross Square Footage	Acres
UPPER CAMPUS			OUTLYING PROPERTIES		
Roncalli, Welch and Williams Halls	122,136	3.1	Newton		
O'Connell House and Upper Campus Dormitories	325,329	10.9	130 Beacon St	9,340	0.3
Total Upper Campus	447,465	14.0	142 Beacon St	3,446	0.2
MIDDLE CAMPUS			194 Beacon St	5,628	0.3
Area bounded by Beacon St, Lower Campus Rd, College Rd and Commonwealth Ave - including the Ignacio and Rubenstein Residence Halls, 66 Commonwealth Ave Residence Hall, Gabelli Hall, Vouté Hall, Southwell Hall, and the Merkert Chemistry Center	2,194,105	43.2	262 Beacon St (Daly House)	5,584	0.5
4 Quincy Rd	4,801	0.3	256 Hammond St (Waul House)	16,407	1.1
14 Mayflower Rd	5,245	0.2	258 Hammond St (Hovey House)	11,148	3.4
18 Old Colony Rd (Botolph House)	7,136	0.4	292 Hammond St (Murray House & Carriage House)	11,108	0.8
19 Mayflower Rd	4,442	0.2	300 Hammond St (Connolly House & Carriage House)	20,834	1.6
24 Mayflower Rd	4,461	0.2	314 Hammond St (Haley House)	9,294	0.8
24 Quincy Rd	4,317	0.2	350 Beacon St	3,329	0.3
30 Quincy Rd	4,534	0.2	11 Chestnut Hill Rd	5,334	0.3
32 Mayflower Rd	4,833	0.2	22 Stone Avenue	4,758	0.2
36 College Rd	3,766	0.2	47 Stone Avenue (Haley Carriage House)	5,081	0.5
40 Old Colony Rd	6,400	0.2	25 Lawrence Avenue (House & Garage)	5,180	0.2
50 College Rd	4,303	0.2	31 Lawrence Avenue (House & Garage)	7,090	0.3
72 College Rd (Thea Bowman AHANA Ctr)	3,528	0.2	55 Lee Rd	7,363	0.4
78 College Rd (Brock House)	4,146	0.1	66 Lee Rd	2,510	0.4
84 College Rd (Bourneuf House)	4,460	0.2	67 Lee Rd (Canisius House)	3,761	0.2
90 College Rd (Donaldson House)	3,910	0.2	137,195	11.8	
96 College Rd (Rahner House)	2,799	0.1	Boston		
102 College Rd (Faber House)	3,081	0.2	2051 Commonwealth Ave (Greycliff Hall)	12,318	0.1
110 College Rd (Heffernan House)	4,756	0.1	Dover		
116 College Rd (Hopkins House)	4,274	0.1	Connors Family Retreat & Conference Center		
122 College Rd (Lawrence House)	3,681	0.1	Includes the Center, Annex, Caretaker House, and Garage	74,984	78.5
176 Commonwealth Ave (Bea House)	4,685	0.2	Topsfield		
Total Middle Campus	2,287,663	47.2	2 Boston Rd Property	16,591	68.8
LOWER CAMPUS			Weston		
Area bounded by Beacon Street, Lower Campus Road and St Thomas More Road (excluding MDC Property)	2,651,836	52.7	Weston Observatory	21,696	19.4
2150 Commonwealth Ave (St Thomas More Hall)	64,584	3.4	Dublin, Ireland		
Total Lower Campus	2,716,420	56.1	42 St Stephens Green	8,488	0.1
Total Chestnut Hill Campus			43 St Stephens Green	7,951	0.1
	5,451,548	117.3	Total Outlying Properties	279,223	178.8
BRIGHTON CAMPUS			TOTAL PROPERTIES OWNED BY BOSTON COLLEGE		
Includes Garages, Gymnasium, St Clement's Hall, St Williams Hall, The Residence, and the Residence Garage	211,714	43.3		6,496,268	379.7
Total Brighton Campus	211,714	43.3	<small>Note: These statistics exclude leased properties adjacent to the main campus owned and utilized by the Jesuit Community of Boston College (Manresa House and garage [188 Beacon Street] 5,774 GSF - 0.2 acres; Roberts House and garage [246 Beacon Street] 8,583 GSF - 0.6 acres) Statistics as of May 31, 2005 Source: Space Management (sq footage) Facilities Management (acreage)</small>		
NEWTON CAMPUS					
	553,783	40.3			
Total Chestnut Hill, Brighton and Newton Campuses					
	6,217,045	200.9			

FACILITY CAPACITIES

Fall 2005

Lecture/Event Facility & Location	Standard Seating
Auditoriums	
Cushing Hall 001	185
Devlin Hall 008	304
Fulton Hall 511	200
Gasson Hall 305 (Fulton Debate)	99
Higgins 300	153
Higgins 310	80
McGuinn Hall 121	256
Merkert Chemistry Center 127	150
Robsham Theater Arts Center	500
Stuart Hall 315, Newton Campus	150
Stuart Hall 411, Newton Campus	99
Law School East Wing 120, Newton Campus	125
Law School East Wing 115a, Newton Campus	150
Law School East Wing 115b, Newton Campus	150
Law School East Wing 200, Newton Campus	96
Law School East Wing 400, Newton Campus	56
Athletics	
Alumni Stadium	44,500
Kelley Rink, Conte Forum	9,160
Power Gymnasium, Conte Forum	975
The Shea Room, Conte Forum	300
Flynn Student Recreation Complex	2,809
Court A	1,500
Court B	1,309

SUMMARY OF BUILDING USE

Spring 2005

Building Use	Number of Buildings
Student Residence ⁽¹⁾	29
Administrative	28
Academic and Administrative ⁽²⁾	25
Jesuit Residence ⁽³⁾	5
Miscellaneous Use ⁽⁴⁾	37
Total	124

⁽¹⁾ Keyes North and South = 1; Duchesne East and West = 1; Modulars = 1

⁽²⁾ Includes Weston Observatory

⁽³⁾ Excludes Manresa House & Roberts House

⁽⁴⁾ Includes gymnasiums, libraries, student union, etc

Note: The above statistics exclude leased properties used in University operations. Statistics include only properties owned by Boston College as of May 31, 2005

Source: Space Management

* All facilities are on the Chestnut Hill campus unless otherwise noted
 the primary user responsible for the facility. Capacities may vary based on function type to meet safety permit requirements. Facilities may not be available to all groups
 Sources: Facilities Management and Student Services

CLASSROOMS

Fall 2005

Building	Number of Classrooms	Number of Stations	Building	Number of Classrooms	Number of Stations
Campion Hall	12	555	Law East Wing	5	577
Carney Hall	25	1,097	Lyons Hall	7	316
Cushing Hall	10	689	McGuinn Hall	10	508
Devlin Hall	9	694	Merkert Chemistry Center	3	246
Fulton Hall	20	1,223	O'Neill Library	8	204
Gasson Hall	20	897	Stuart House	9	521
Higgins Hall	9	481	Total	147	8,008

Note: The above statistics exclude leased properties used in University operations. Statistics include only properties owned by Boston College as of May 31, 2005
 Source: Space Management

OFFICES

Spring 2005

BUILDING	OFFICES	BUILDING	OFFICES
Brighton Campus		Walsh Hall	14
St. Clement's Hall	192	Yawkey Athletics Center	38
Brighton Campus Subtotal	192	14 Mayflower Hall	9
		21 Campanella Way	416
Chestnut Hill Campus		24 Quincy Rd	8
Alumni Stadium	20	36 College Rd	10
Bapst Library	7	50 College Rd	7
Botolph House	12	66 Commonwealth Ave	15
Bourneuf House	9	Chestnut Hill Campus Subtotal	1,534
Thea Bowman AHANA Center	7		
Brock House	7	Newton Campus	
Campion Hall	150	Alumni House	17
Carney Hall	224	Barat House	9
Conte Forum	78	Kenny-Cottle Library	40
John M. Corcoran Commons	3	Law East Wing	42
Cushing Hall	71	Law Library	24
Devlin Hall	67	Stuart House	95
Donaldson House	6	Newton Campus Subtotal	227
Faber House	6		
Flynn Recreation Center	13	Outlying Properties	
Fulton Hall	169	Connolly Carriage House	1
Gasson Hall	64	Connolly Faculty Center	17
Heffernan House	8	Connors Family Retreat & Conf Ctr	6
Higgins Hall	79	Haley Carriage House	2
Hopkins House	10	Haley House	8
Ignacio Hall	7	Hovey House	21
Lawrence House	12	Manresa House ⁽¹⁾	14
Lyons Hall	147	Murray Carriage House	1
McElroy Commons	46	Murray House	5
McGuinn Hall	174	Waul House	47
Merkert Chemistry Center	36	Weston Observatory	21
O'Neill Library	90	22 Stone Ave	7
Rahner House	5	25 Lawrence Ave	7
Robsham Theater	11	31 Lawrence Ave & Garage	17
Rubenstein Hall	27	55 Lee Rd	17
Service Building	50	142 Beacon St	6
Southwell Hall	26	194 Beacon St	11
St. Thomas More Hall	133	Outlying Properties Subtotal	208
		TOTAL OFFICES:	2,161

Note: The above statistics exclude leased properties used in University operations. Statistics include only properties owned by Boston College as of May 31, 2005 with the exception of Manresa House ⁽¹⁾ which is owned by the Jesuit Community.
Source: Space Management

DINING FACILITIES

Fall 2005

Dining Halls	Location	Function Rooms	Location
Carney's	McElroy Commons	Boston Room	60 St. Thomas More Road
Eagle's Nest Snack Bar	McElroy Commons	Heights Room	60 St. Thomas More Road
Faculty Dining Room	McElroy Commons	Newton Room	60 St. Thomas More Road
The Chocolate Bar	McElroy Commons	Walsh Function Room	Walsh Hall Room 104
Hillside Cafe	Campanella Way	The Player's Club	Walsh Hall Room 114
Corcoran Commons	60 St. Thomas More Road		
Stuart Dining Hall	Stuart House, Newton Campus		
Dining & Law School Commons	Stuart House, Newton Campus		
Welch Dining Hall	Lyons Hall		

Note: All facilities are on the Chestnut Hill campus unless otherwise noted. University facilities are available for function purposes through the Bureau of Conferences. Function rooms may not be available to all groups.

Source: Facilities Management and Dining Services

RESIDENCE HALL STATISTICS*

By Building, Fall 2005

Residence Hall	Address	Living Units	Students	Staff*	Total
Chestnut Hill Campus					
Upper Campus					
Cheverus Hall	127 Hammond Street	65	134	3	137
Claver Hall	40 Tudor Road	39	85	1	86
Fenwick Hall	46 Tudor Road	97	204	4	208
Fitzpatrick Hall	137 Hammond Street	88	183	4	187
Gonzaga Hall	149 Hammond Street	98	207	4	211
Kostka Hall	149 Hammond Street	80	160	3	163
Loyola Hall	42 Tudor Road	57	112	3	115
Medeiros Townhouses	60 Tudor Road	51	100	3	103
Roncalli Hall	200 Hammond Street	81	174	4	178
Shaw Hall	372 Beacon Street	7	20	1	21
Welch Hall	182 Hammond Street	92	201	4	205
Williams Hall	144 Hammond Street	81	174	4	178
Xavier Hall	44 Tudor Road	51	101	4	105
		887	1,855	42	1,897
Lower Campus					
Edmond's Hall	200 St. Thomas More Road	204	772	16	788
Gabelli Hall	80 Commonwealth Avenue	41	154	2	156
Greycliff Hall	2051 Commonwealth Avenue	30	43	2	45
Ignacio Hall	100 Commonwealth Avenue	64	360	4	364
Modulars	100 St. Thomas More Road	78	438	9	447
Rubenstein Hall	90 Commonwealth Avenue	65	360	4	364
Michael P. Walsh Hall	150 St. Thomas More Road	141	782	16	798
Joseph & Mae Vanderslice Hall	70 St. Thomas More Road	61	418	10	428
Vouté Hall	110 Commonwealth Avenue	57	214	4	218
66 Commonwealth Avenue**	66 Commonwealth Avenue	0	0	0	0
90 St. Thomas More Road	90 St. Thomas More Road	60	378	9	387
110 St. Thomas More Road	110 St. Thomas More Road	48	302	6	308
		849	4,221	82	4,303
Newton Campus					
Cushing House	885 Centre Street	64	119	4	123
Duchesne East	885 Centre Street	68	129	4	133
Duchesne West	885 Centre Street	72	135	4	139
Hardey House	885 Centre Street	95	195	4	199
Keyes North	885 Centre Street	80	147	5	152
Keyes South	885 Centre Street	72	132	4	136
		451	857	25	882
Total		2,187	6,933	149	7,082

*Assistant Directors and Resident Directors are not included Data as of October 2005

**Due to a construction project, 66 Commonwealth Avenue has been closed for the 2005-2006 academic year
Source: Office of Residential Life

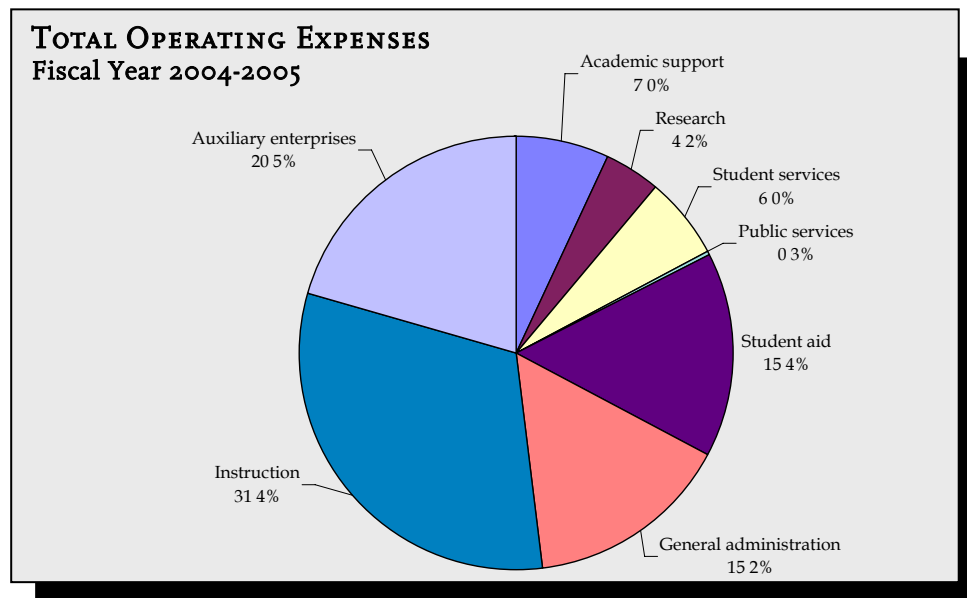
HIGHLIGHTS OF FINANCIAL OPERATIONS

For the Five Years Ending May 31, 2005 (Dollars in Millions)

	2001	2002	2003	2004	2005
Operating revenues					
Tuition and fees	\$277.0	\$290.9	\$307.6	\$327.1	\$355.6
Sponsored research and training grants	32.0	35.0	35.3	36.2	35.8
Government grants and student aid	5.1	5.5	5.3	5.1	5.3
Auxiliary enterprises	93.1	101.9	106.1	110.0	118.3
Other revenues	9.1	9.4	8.8	11.2	12.2
Total operating revenues	416.3	442.7	463.1	489.6	527.2
Nonoperating assets used for operations	39.5	41.8	52.1	67.4	62.5
Total operating revenues and other support	\$ 455.8	\$ 484.5	\$ 515.2	\$ 557.0	\$ 589.7
Expenses					
Instruction	\$ 167.1	\$ 177.2	\$ 169.5	\$ 175.4	\$ 185.2
Academic Support	-	-	35.7	38.0	41.0
Libraries	18.4	18.9	-	-	-
Research	-	-	23.1	24.2	24.5
Sponsored research	17.8	19.7	-	-	-
Student services	25.2	26.1	30.4	32.0	35.6
Public services	-	-	1.7	1.8	1.9
Student aid	69.2	74.0	77.2	86.0	91.1
General administration	63.7	68.4	72.3	88.2	89.7
Auxiliary enterprises	94.4	100.2	105.3	111.4	120.7
Total expenses	\$ 455.8	\$ 484.5	\$ 515.2	\$ 557.0	\$ 589.7
Excess of operating revenues over expenses	\$ -	\$ -	\$ -	\$ -	\$ -

Note: Costs associated with the operation and maintenance of plant facilities are functionally allocated. These costs totaled \$28.0, \$29.7, \$30.0, \$33.4, and \$37.5 million for fiscal years 2000, 2001, 2002, 2003, and 2004, respectively. Certain amounts in fiscal year 2003 have been reclassified to conform to the 2004 presentation.

Source: Office of the Controller

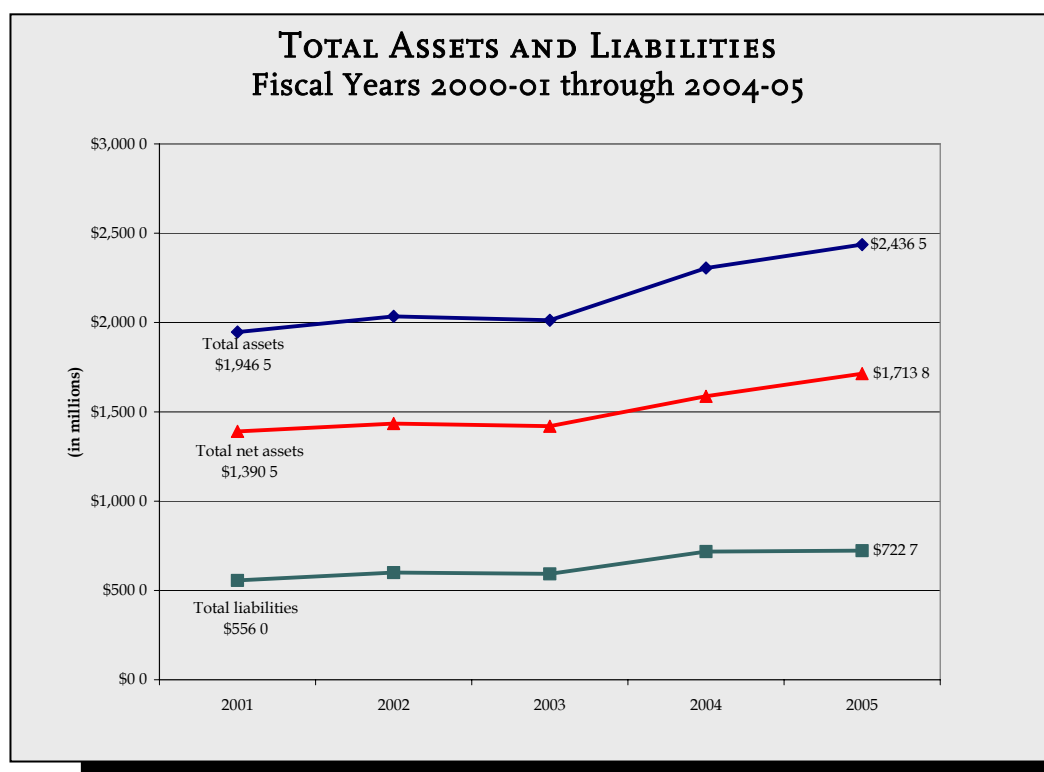


CONDENSED STATEMENT OF FINANCIAL POSITION

For the Five Years Ending May 31, 2005 (Dollars in Millions)

	2001	2002	2003	2004	2005
Assets					
Investments	\$ 1,128.2	\$ 1,143.0	\$ 1,091.2	\$ 1,313.3	\$ 1,355.7
Trustee deposits	35.2	28.9	8.5	78.7	46.2
Receivables & other assets	176.1	200.5	215.1	206.8	197.4
Physical plant	849.4	934.7	997.4	1,042.7	1,212.4
Accumulated depreciation/amortization	(242.4)	(272.7)	(299.8)	(336.5)	(375.2)
Total assets	\$ 1,946.5	\$ 2,034.4	\$ 2,012.4	\$ 2,305.0	\$ 2,436.5
Liabilities					
Payables and accrued liabilities	\$ 94.0	\$ 97.4	\$ 95.5	\$ 118.5	\$ 140.9
U.S. Government loan advances	31.9	32.8	33.6	34.1	34.6
Bonds, notes & mortgages payable	430.1	469.6	463.7	565.3	547.2
Total liabilities	556.0	599.8	592.8	717.9	722.7
Net assets					
Endowment	\$ 1,103.7	\$ 1,126.0	\$ 1,072.7	\$ 1,224.8	\$ 1,328.6
Net investment in plant	214.5	219.0	243.9	220.3	310.7
Other	72.3	89.6	103.0	142.0	74.5
Total net assets	1,390.5	1,434.6	1,419.6	1,587.1	1,713.8
Total liabilities & net assets	\$ 1,946.5	\$ 2,034.4	\$ 2,012.4	\$ 2,305.0	\$ 2,436.5

Source: Office of the Controller



TUITION AND FEES

For the Ten Years Ending May 31, 2005

	1997	1998	1999	2000	2001	2002	2003	2004	2005	2006
Undergraduate Schools										
Arts & Science, Education,										
Management, Nursing	\$ 18,820	\$ 19,770	\$ 20,760	\$ 21,700	\$ 22,680	\$ 24,050	\$ 25,430	\$ 27,080	\$ 28,940	\$ 30,950
Advancing Studies (per course)	790	830	872	912	954	1,002	1,054	1,102	1,158	1,216
Summer Session (per credit hour)	324	342	360	378	396	416	438	458	458	508
Graduate Schools										
Arts & Science (per credit hour)	\$ 566	\$ 596	\$ 626	\$ 656	\$ 700	\$ 736	\$ 774	\$ 810	\$ 900	\$ 990
Education, Nursing (per credit hour)	566	596	626	656	700	722	760	796	836	878
Law School	21,230	22,300	23,420	24,480	25,790	27,080	28,440	29,720	31,520	33,110
Management (per credit hour)	646	680	714	748	792	832	874	914	970	1,020
MSW part-time (per credit hour)	456	480	504	526	550	578	608	704	740	778
DSW part-time (per credit hour)	524	552	580	606	634	666	700	704	740	778
Advancing Studies (per credit hour)	-	342	360	378	396	416	438	458	482	508
Room Charge Per Student										
Upper Campus	\$ 4,200	\$ 4,340	\$ 4,480	\$ 4,620	\$ 4,810	\$ 5,050	\$ 5,340	\$ 5,650	\$ 5,970	\$ 6,270
Modulars	5,200	5,370	5,540	5,730	5,940	6,260	6,570	6,960	7,350	7,730
Ignacio & Rubenstein 3-bedroom	5,050	5,220	5,390	5,560	5,780	6,080	6,380	6,760	7,140	7,500
Ignacio & Rubenstein 2-bedroom	5,200	5,370	5,540	5,730	5,940	6,260	6,570	6,960	7,350	7,730
Edmond's Hall	5,200	5,370	5,540	5,730	5,940	6,260	6,570	6,960	7,350	7,730
Newton	4,200	4,340	4,480	4,620	4,810	5,050	5,340	5,650	5,970	7,730
66 Commonwealth Avenue	4,200	4,340	4,480	4,620	4,810	5,050	5,340	5,650	7,140	-
Walsh Hall	4,530	4,680	4,830	4,980	5,190	5,450	5,340	6,060	6,400	7,730
Gabelli & Voute Apartments	5,410	5,590	5,770	5,960	6,180	6,510	6,840	7,240	7,650	8,040
Gabelli & Voute Townhouses	5,670	5,860	6,050	6,250	6,470	6,820	7,170	7,590	8,020	8,430
110 St. Thomas More Road	-	-	-	-	-	-	-	-	-	7,060
Vanderslice Hall & 90 Campenella Way	4,760	4,920	5,080	5,240	5,450	5,730	6,010	6,360	6,720	7,060
Board Per Student	\$ 3,330	\$ 3,430	\$ 3,540	\$ 3,630	\$ 3,700	\$ 3,810	\$ 3,650	\$ 3,650	\$ 3,650	\$ 3,900
Representative Fees										
Laboratory (Science)*	\$ 430	\$ 440	\$ 450	\$ 460	\$ 470	\$ 480	\$ 500	\$ 510	\$ 550	\$ 550
Undergraduate Student Activity Fee	62	90	92	94	96	98	100	102	106	126
Graduate Student Activity Fee	50	50	50	50	50	50	50	50	50	45
Health/Infirmary	262	272	282	286	294	322	332	340	350	362
Recreation	154	160	170	176	200	-	-	-	-	-

*Fees for laboratories in Biology and Chemistry; fees in other sciences and in most other fields are frequently lower
 Note: All tuition and fees listed are for two semesters, except for those stated as "per course" or "per credit hour"
 Source: Office of Student Services

BOSTON COLLEGE UNDERGRADUATE TUITION RESTATED IN 1982-84 DOLLARS*

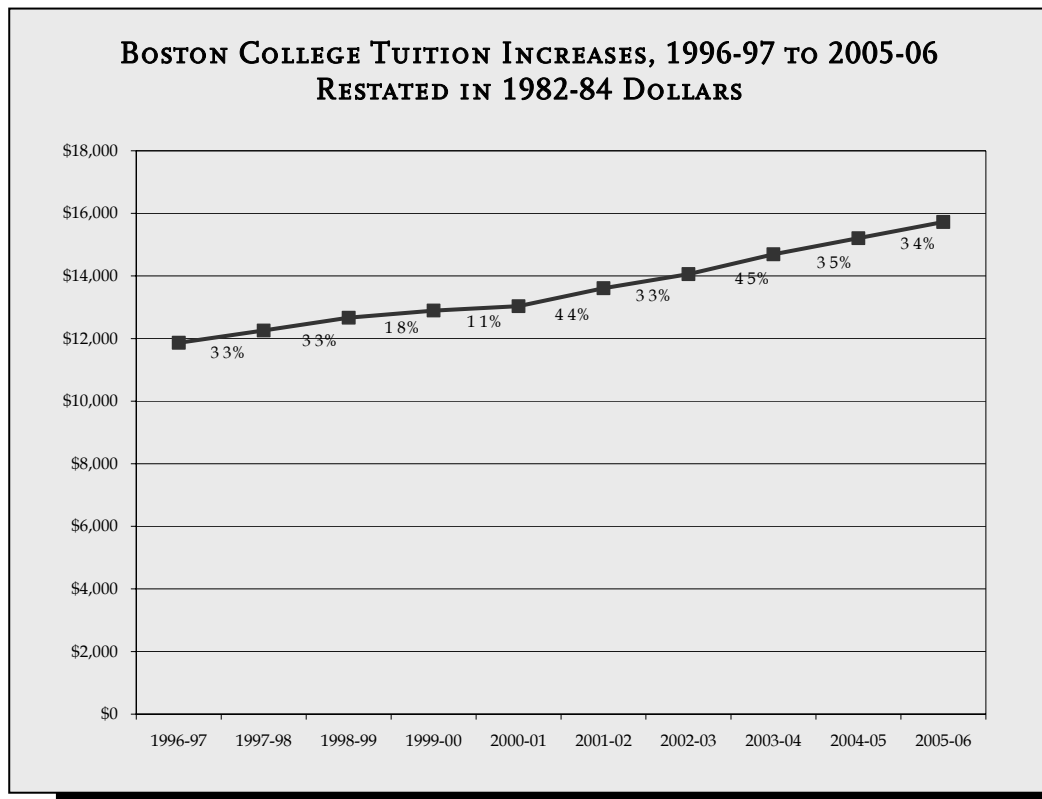
Effect of Inflation and Real Growth

Academic Year	Tuition in Absolute Dollars	Consumer Price Index**	Tuition in Constant 1982-84 Dollars
1991-92	\$13,690	137.9	\$9,927
1992-93	\$14,580	141.9	\$10,275
1993-94	\$15,570	145.8	\$10,679
1994-95	\$16,640	149.7	\$11,116
1995-96	\$17,890	153.5	\$11,655
1996-97	\$18,820	158.6	\$11,866
1997-98	\$19,770	161.3	\$12,257
1998-99	\$20,760	163.9	\$12,666
1999-00	\$21,700	168.3	\$12,894
2000-01	\$22,680	174.0	\$13,034
2001-02	\$24,050	176.7	\$13,611
2002-03	\$25,430	180.9	\$14,058
2003-04	\$27,080	184.3	\$14,693
2004-05	\$28,940	190.3	\$15,208
2005-06	\$30,950	196.8	\$15,727

*The Bureau of Labor Statistics calculates the CPI by setting the average index level for the 36-month period covering the years 1982, 1983, and 1984 equal to 100 (1982-84=100)

**December CPI for the stated academic year

Source: The Bureau of Labor Statistics and the Budget Office



BOSTON COLLEGE LIBRARIES

Bapst Library Middle Campus	Law Library Newton Campus	School of Social Work Library McGuinn Hall, Lower Level
The John J. Burns Library of Rare Books and Special Collections Burns Library, Middle Campus	Newton Resource Center (Undergraduate) Chapel Basement, Newton Campus	Educational Resource Center Campion Hall
Geophysics Library Weston Observatory, Weston, MA	O'Neill Library Central Library, Middle Campus	The Connors Family Learning Center O'Neill Library

BOSTON COLLEGE LIBRARY HOLDINGS Fiscal Year 2005

Total Volumes	2,124,242	Total Electronic Serial Subscriptions	41,555
Bapst	50,799	Total EBooks	255,578
Burns	140,390	Total Microform Units	4,050,845
Educational Resource Center	50,558	Law	1,458,785
Law	234,492	O'Neill	2,592,060
O'Neill	1,595,419	Total Government Documents	214,674
Social Work	43,920	Law	5,148
Weston Geophysics	8,664	O'Neill	209,526
Total Paper Serial Subscriptions	10,783		
Bapst	161		
Burns	272		
Educational Resource Center	82		
Law	2,884		
O'Neill	7,107		
Social Work	277		

Source: University Librarian

EXPENDITURES FOR LIBRARY MATERIALS

Library	2000-2001	2001-2002	2002-2003	2003-04	2004-05
O'Neill*	\$ 5,254,406	\$ 5,420,183	\$ 5,783,264	\$ 5,817,667	\$ 6,078,265
Educational Resource Center	68,968	68,338	73,146	76,537	79,672
Bapst	78,075	81,120	84,284	87,023	90,417
Social Work	95,144	98,493	100,765	101,291	108,147
John J. Burns	210,840	193,160	104,254	196,502	328,512
Law	997,441	1,016,247	997,497	1,066,073	1,117,537
Total	\$ 6,704,874	\$ 6,877,541	\$ 7,143,210	\$ 7,345,095	\$ 7,802,550

* Includes general expenditures recorded as "University Librarian"
Source: Office of the Controller

DIGITAL LIBRARY SERVICES

Quest: The Library Information System

Quest, the Libraries' web-based integrated system, provides convenient access to the Libraries' collections, digital resources, and services from www.bc.edu/quest. It offers a variety of methods for finding books, periodicals, media resources, government documents, microforms, newspapers, and electronic materials.

Quest can easily be searched from any web browser regardless of platform or location 24 hours a day, seven days a week. Users can interact with the system and receive immediate feedback on the status of requests; they can place a hold, recall or request rush processing for a new book right from their desktop. Users can also initiate and track requests for document delivery and interlibrary loan transactions, and may renew materials that are currently charged to them. The web interface and expanded cataloging capabilities allow unprecedented access to thousands of web accessible scholarly resources, to full text journals and to digital collections of photographs and other material.

Digital Resources

The Boston College Libraries offer access to a rich collection of electronic indexes and databases. A growing number of these databases include full text access to thousands of books and journals directly from the researcher's desktop. See the list of Online Databases on the Libraries' home page, www.bc.edu/libraries.html to get a sense of the range of resources. The list includes groupings by subject and an alphabetical listing by title. Databases range in coverage from very general to very specific and cover a wide range of research areas in the humanities, social sciences, sciences, health sciences, business law, and public affairs. Most databases can be reached directly by clicking on the web links. Some must be used on-site. An expanding number of links to electronic journals may also be found by selecting Electronic Journals from the Libraries' home page. The libraries have also introduced technologies that provide links between the databases and e-journal collections, <http://www.bc.edu/libraries/resources/databases/s-sfxfaq/>. Most databases available through the Boston College Libraries are restricted to the Boston College community. Your BC username and password are needed to access these databases from off campus.

The Libraries also support an expanding digital collection of special and rare materials such as the Thomas P. O'Neill, Jr. Photographs, the Liturgy and Life Artifacts collection and the Boston Gas Company Photographs via the John J. Burns Library Rare Books and Special Collections web page: <http://www.bc.edu/libraries/centers/burns/resources/digitalcoll/>

Librarians offer classes in how to search databases effectively, by arrangement with professors, and also provide reference assistance at several service points and individual research consultations by appointment. Researchers who cannot locate resources needed may contact a librarian to develop a search strategy to locate relevant information. See the list of Subject Bibliographers to know which librarian to contact. <http://www.bc.edu/libraries/services/ref-instruc-subjectspec/>

United State Government Publications

O'Neill Library at Boston College is a member of the Federal Depository Libraries system. As a member of the depository system, O'Neill Library receives government documents in print, microfiche, and electronic formats and makes them available to the general public as well as Boston College students, staff and faculty. Patrons can locate government documents in Quest, the library catalog, and via specialized indexes.

Many government publications are also available via the internet. Further information may be found at <http://www.bc.edu/libraries/centers/govdocs/>. Questions about the O'Neill collection and the availability of government documents should be directed to the Reference staff in O'Neill Library.

Media Center

The Media Center on the second floor of the O'Neill Library houses information in many non-print formats: videocassettes, DVDs, laserdiscs, compact discs, audiocassettes, LPs, and CD-ROMs. Patrons within the Center, in individual carrels, may use all media. Faculty may conduct classes using media in either of our two classrooms. There is a Preview Room where faculty and/or students may meet in small groups for discussing or previewing media materials used in coursework. A portion of the collection is restricted to BC faculty loan only. Two day loan of non-restricted videos and DVDs is permitted to members of the BC community.

Interlibrary Loan

An Interlibrary Loan Service is offered to students, faculty, administrators, and staff to obtain research materials not available in the Boston College Libraries. Books, journal articles, microfilm, theses and government documents may be borrowed from other libraries. Except for unusual items, the waiting period is from one to three weeks; some materials arrive within a day or two. Requests are made by using forms in the *Your Account* function of Quest or the *Find It* option that appears in many online databases.

Boston Library Consortium

The Boston College Libraries are part of the Boston Library Consortium, a group of area libraries which includes Brandeis University, Boston University, Brown University, Massachusetts Institute of Technology, Northeastern University, Tufts University, University of Massachusetts System, Wellesley College, Williams College, as well as the Massachusetts State Library, the Boston Public Library, and the Marine Biological Laboratory at Woods Hole. Faculty and students may apply for a Consortium borrower's card at the Reference Department in O'Neill Library in order to borrow directly from the member libraries. Ask at the O'Neill Reference Desk for more information about the Consortium.

Association of Research Libraries

The Association of Research Libraries (ARL) is a nonprofit organization of 123 research libraries in North America. Its mission is to influence the changing environment of scholarly communication and the public policies that affect research libraries and the communities they serve. ARL pursues this mission by advancing the goals of its member research libraries, providing leadership in public and information policy to the scholarly and higher education communities, fostering the exchange of ideas and expertise, and shaping a future environment that leverages its interests with those of allied organizations.

New England Library Information Network/OCLC

Through membership in NELINET, Inc., a cooperative of over 600 libraries in New England, our users have online access to WorldCat, the database of OCLC Online Computer Library Center, which contains over 62 million bibliographic records and 1 billion holdings from the Library of Congress, other national libraries, and from over 50,000 libraries in almost 100 countries.

Source: University Librarian

JOHN J. BURNS LIBRARY OF RARE BOOKS AND SPECIAL COLLECTIONS

The University's special collections, including the University's Archives, are housed in the Honorable John J. Burns Library, located in the Bapst Library Building, north entrance. These distinguished and varied collections speak eloquently of the University's commitment to the preservation and dissemination of human knowledge. The Burns Library is home to more than 160,000 volumes, some 15,000,000 manuscripts, and important collections of architectural records, maps, art works, photographs, films, prints, artifacts, and ephemera. These materials are housed in the climate-controlled, secure environment of Burns either because of their rarity or because of their importance as part of a special collection. While treated with special care, these resources are available for use at Burns to all qualified students, faculty, and researchers. Indeed, their use is strongly encouraged, and visitors to Burns are always welcome, either simply to browse or to make use of the collections.

Though its collections cover virtually the entire spectrum of human knowledge, the Burns Library has achieved international recognition in several specific areas of research, most notably: Irish studies; British Catholic authors; Jesuitana; Fine Print; Catholic liturgy and life in America, 1925-1975; Boston history; the Caribbean, especially Jamaica; Balkan studies; Nursing; and Congressional archives. It has also won acclaim for significant holdings on American detective fiction, Thomas Merton, Japanese prints, Colonial and early Republic Protestantism, and banking. To learn more about specific holdings in Burns, please see www.bc.edu/burns

The John J Burns Library is open Monday through Friday, 9:00 a.m. - 5:00 p.m. The Library is closed on all University holidays. Visitors are always welcome and are encouraged to view the permanent exhibition areas of the Library. Guided tours are also available upon request. Patrons using the collections must do so in the Burns Reading Room where specialized reference and copy services are provided. Burns sponsors an active exhibits and lecture series program.

Source: Burns Librarian

THE LANGUAGE LABORATORY

The Boston College Language Laboratory, serving all the language departments, students of English as a foreign language, and the Boston College community at large, is located in Lyons 313. In addition to its 32 listening/recording stations and teacher console, the facility includes 20 workstations (16 Macs, 4 Dells), 4 Mac wireless laptops, 2 laser printers, a Web server, a materials development workstation, 2 TV/video/DVD viewing rooms, 2 individual

carrels for TV/videocassette/DVD viewing, a CD listening station, and portable audio and video equipment. The Lab's media collection and print materials directly support and/or supplement the curriculum requirements in international language, literature, and music.

The Lab's collection is designed to assist users in the acquisition and maintenance of aural comprehension, oral and written proficiency, and cultural awareness. Prominent among the Lab's offerings that directly address these goals are international news broadcasts and other television programming available through the Boston College cable television network and made accessible to lab users via EagleNET connections and/or via videotaped off-air recordings. These live or near-live broadcasts from around the world provide a timely resource for linguistic and cultural information in a wide variety of languages.

Students (undergraduate and graduate), faculty and B.C. community members who wish to use the Language Laboratory facility and its collection will find the Laboratory staff available during the day, in the evening, and on weekends to assist them in the operation of equipment and in the selection of appropriate materials for their course-related or personal language needs. Digitized audio programs from the Lab's collection are also available on the Boston College network 24 hours/day, 7 days/week to students officially enrolled in courses in which these programs have been adopted as curricular material. For more information about the Language Laboratory, visit its Web site at <http://www.bc.edu/langlab>.

Source: Language Laboratory

UNIVERSITY ARCHIVES

Archives are the official non-current papers and records of an institution that are retained permanently for their legal, fiscal, or historical values. The University Archives, a department within the John J. Burns Library, contains: the office records and documents of the various University offices, academic and other; copies of all University publications, including student publications; movie footage of Boston College football; some audiovisual materials; and tape recordings of the University Lecture Series and other significant events. A significant collection of photographs documents the pictorial history of Boston College. Alumni, faculty, and Jesuit records are also preserved. In addition, the University Archives is the repository for the records of Newton College of the Sacred Heart (1946-1975) and the documents of the Jesuit Community of Boston College (1863-).

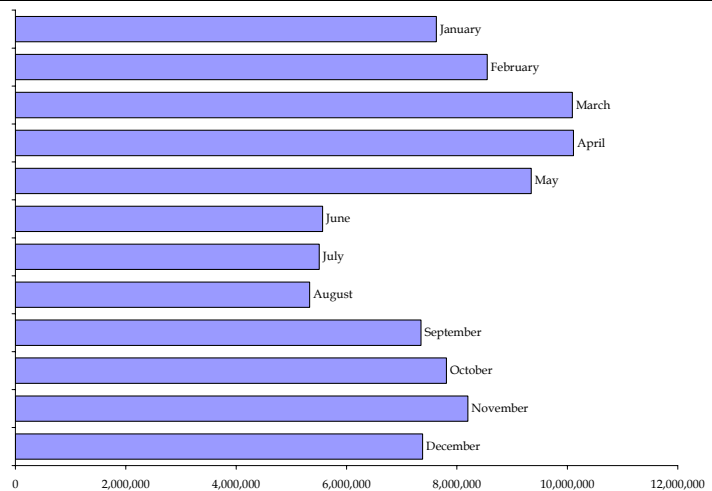
Source: University Archivist

INFORMATION TECHNOLOGY SERVICES

Information Technology Services manages Boston College's computing, communications, and electronic information resources, and working with key constituencies throughout the University, provides the leadership to shape future technology plans and strategies to meet the mission and goals of the University. The highly integrated Boston College campus technology environment provides voice, data, and cable television connections to classrooms, offices, and residence hall rooms. IT staff work to keep up with rapidly changing applications and technology infrastructure, providing faculty, staff and students with the tools and technologies needed to compete and succeed. As the development of Web-enabled services matures, BC continues providing new Web-based online services, such as enhanced email services, and personal information management options.

SUCCESSFUL EMAIL DELIVERIES 2004 By Month

January	7,626,431
February	8,548,975
March	10,089,664
April	10,112,679
May	9,345,182
June	5,566,666
July	5,505,289
August	5,330,884
September	7,350,029
October	7,808,196
November*	8,198,606
December**	7,378,745
Total	92,861,346



*Implemented spam blocking. ** Estimates based on prior year
Source: Information Technology Services

SUCCESSFUL PAGE DELIVERIES BY WWW.BC.EDU WEB SERVER By Month

	1995-96	1996-97	1997-98	1998-99	1999-00	2000-01	2001-02	2002-03	2003-04	2004-05
June	27,935	190,137	279,542	1,002,994	*	2,392,541	2,039,660	4,042,058	5,619,713	11,200,366
July	45,192	238,233	404,894	946,299	*	2,527,185	3,808,216	3,877,809	5,722,762	9,707,559
August	63,210	237,030	526,562	1,118,492	*	3,065,535	3,784,256	3,504,323	6,501,110	10,886,097
September	121,976	451,695	938,357	1,207,177	*	5,285,181	5,516,599	6,296,262	8,667,787	13,054,896
October	146,576	508,895	1,013,426	1,607,353	*	5,114,635	5,256,673	7,873,216	9,072,260	13,350,515
November	135,112	506,962	935,703	1,692,974	*	4,363,571	5,730,428	7,065,390	8,567,383	14,236,905
December	106,097	367,231	757,960	1,430,245	*	3,853,523	4,598,432	6,365,159	7,761,238	11,817,301
January	141,290	*	817,031	1,601,388	2,967,437	4,101,982	5,968,718	7,273,607	10,992,778	12,969,377
February	186,043	768,969	1,061,693	2,014,961	3,605,414	4,136,356	6,327,405	6,943,384	10,842,677	13,299,943
March	190,674	924,787	1,245,231	2,100,228	3,611,981	4,830,946	5,918,802	4,529,088	12,533,014	14,121,130
April	203,636	736,529	1,512,718	2,201,534	3,421,388	4,840,545	6,700,884	7,092,668	11,697,974	14,770,034
May	<u>183,106</u>	<u>431,943</u>	<u>1,069,806</u>	<u>1,758,244</u>	*	*	<u>5,183,978</u>	<u>5,744,861</u>	<u>10,366,623</u>	<u>12,431,886</u>
Total	1,550,847	5,362,411	10,562,923	18,681,889	13,606,220	44,512,000	60,834,051	70,607,825	108,345,319	151,846,009

* Data unavailable
Source: Information Technology Services

CONNORS FAMILY LEARNING CENTER

The Connors Family Learning Center is a comprehensive, inclusive resource serving all of the University's students and faculty. The mission of the Center is to enhance teaching and learning across the university. One of the CFLC's three professional staff members assists students with learning disabilities, helping to ensure their academic success at Boston College. The Center also sponsors seminars, workshops, and discussions for faculty and graduate teaching fellows on strategies for successful teaching and learning. To address the needs of Boston College students, the Center provides tutoring for more than 60 courses, including calculus, statistics, biology, chemistry, nursing, accounting, classical and foreign languages, English as a Second Language and writing. (All CFLC tutors are recommended and approved by their relevant academic departments; most are graduate students, juniors, or seniors.) Tutoring and all other academic support services are free of charge to all Boston College students and instructors. The Connors Family Learning Center, which opened its doors in September 1991, is located on the second floor of O'Neill Library in the Eileen M. and John M. Connors Learning Center.

Source: Connors Family Learning Center

CONNORS FAMILY LEARNING CENTER STATISTICS

Academic Year	Total Student Contact Hours	Hours of Tutoring	# of Students Tutored	Hours of Supplemental Instruction	# of Students in Supplemental Instruction	Rated Tutoring "Extremely" or "Very" Helpful
1995-96	6,419	6,419	2,000	----	----	92%
1996-97	6,162	6,162	2,000	----	----	92%
1997-98	6,050	6,050	1,810	----	----	93%
1998-99	6,012	6,012	2,100	----	----	93%
1999-00	5,800	5,800	2,200	----	----	93%
2000-01	5,882	5,882	2,200	----	----	93%
2001-02	5,976	5,976	2,150	----	----	92%
2002-03	6,755	4,329	1,600	2,426	540	92%
2003-04	6,663	4,016	1,550	2,647	587	93%
2004-05	6,331	3,551	1,560	2,780	600	93%

Source: Connors Family Learning Center

THE McMULLEN MUSEUM OF ART

The Charles S. and Isabella V. McMullen Museum of Art aims to increase understanding of the visual arts, to encourage inquiry, and to enrich learning through the display of a notable permanent collection and special exhibitions of international importance. The Museum occupies two floors of Devlin Hall. Spacious galleries with movable walls provide flexible exhibition spaces that rival venues in larger museums. The Museum maintains an active special exhibition program, bringing outstanding works from around the world to Chestnut Hill. The Museum organizes public lectures, symposia, workshops, film series, and gallery tours to accompany current exhibitions. Begun in the nineteenth century, the University's permanent collection contains works that span the history of art from Europe, Asia, and the Americas. Outstanding among them are Gothic and Baroque tapestries, Italian paintings of the sixteenth and seventeenth centuries, American landscape paintings of the nineteenth and early twentieth centuries, and Japanese prints. The collection is displayed on a rotating basis in the Museum's galleries. In keeping with the teaching mission of a university museum, accompanying text explains the significance of each work in its historical context and addresses questions from the current scholarship. Web site: www.bc.edu/artmuseum.

Source: McMullen Museum of Art

RESEARCH AND SPONSORED PROJECTS

Highlights of Sponsored Activities

2004-2005

A total of 320 proposals were submitted in FY2005. The amount of funding requested for the total project period for these proposals was \$151,086,375. In FY2005, Boston College received \$38 million in awards for research and sponsored programs activity, based upon receipt of 328 funding actions. FY05 totals represent the third best year in University history. Overall, Boston College faculty continues to be successful in securing external funds. In addition, there is a greater number of faculty working with the Office for Sponsored Programs to secure external funding from both Federal and non-Federal sponsors.

Source: Office of Sponsored Programs

SUMMARY OF SPONSORED PROJECT AWARDS

2004-2005

Department	No. of Awards	Amount	Department	No. of Awards	Amount
Academic Vice President Dean of Faculties	1	\$ 1,000,000	Institute for Scientific Research	62	6,781,654
Alcohol Education Program	1	5,000	International Study Center	9	2,089,798
Associate Vice President for Research ¹	1	25,950	Irish Institute	1	350,000
Biology	15	2,072,620	Law School	9	340,666
Center for Religion & American Public Life	1	149,936	Learning to Learn	3	482,935
Center for Wealth and Philanthropy ²	9	196,000	Management ⁵	13	4,216,764
Chemistry	40	4,052,801	Mathematics	9	266,445
Church in the 21st Century	1	51,800	Nursing	10	1,075,748
Computer Science	2	20,000	Physics	27	2,075,803
Economics	1	309,000	Political Science	1	50,000
Education ³	48	6,734,329	Psychology	10	807,234
Fine Arts	4	73,500	Romance Languages	1	5,800
Geology	4	142,720	Sociology	3	156,160
Graduate School of Arts and Sciences	2	65,618	Theology	1	25,000
Graduate School of Social Work	25	3,974,892	Weston Observatory	9	255,181
History	3	50,400			
IREPM ⁴	2	116,670	Total	328	\$ 38,020,424

1 Includes Compliance & Intellectual Property Management

2 Formerly the Social Welfare Institute (SWRI)

3 Includes the Campus School, CSTEPP, Center for Child, Family and Community Partnerships and the Learning Communities Group

4 Institute for Religious Education and Pastoral Ministry

5 Includes Center for Retirement Research, the Center for Work and Family, the Center for Corporate Citizenship and Organizational Studies

Source: Office of Sponsored Programs

SPONSORED PROJECTS

Source and Application of Funding (Dollars in Thousands)

	1995-1996	1996-1997	1997-1998	1998-1999	1999-2000	2000-2001	2001-2002	2002-2003	2003-2004	2004-2005
Revenues										
Sponsored Research	\$ 12,542	\$ 12,902	\$ 14,608	\$ 18,700	\$ 22,860	\$ 23,796	\$ 26,296	\$ 27,136	\$ 28,989	\$ 28,565
Other Sponsored Activity	6,102	5,558	4,961	5,112	6,240	8,234	8,675	8,143	7,195	7,243
Student Aid	5,672	5,863	6,544	6,871	7,270	7,430	8,079	8,016	7,803	8,161
Total	24,316	24,323	26,113	30,683	36,370	39,460	43,050	43,295	43,987	43,969
Source										
Government										
Federal	19,614	18,957	20,182	22,760	25,449	28,677	31,513	31,773	30,528	31,394
State	862	1,001	1,415	1,326	1,908	1,858	2,060	1,584	1,674	2,180
Local	1,902	2,009	1,913	2,005	3,118	2,741	2,333	2,412	2,189	2,158
Non-Government	1,938	2,356	2,603	4,592	5,895	6,184	7,144	7,526	9,596	8,237
Total	\$ 24,316	\$ 24,323	\$ 26,113	\$ 30,683	\$ 36,370	\$ 39,460	\$ 43,050	\$ 43,295	\$ 43,987	\$ 43,969

Source: Office of the Controller

SPONSORED PROJECTS BY DEPARTMENT

Total Accounted Expense (Dollars in Thousands)

	1995-96	1996-97	1997-98	1998-99	1999-00	2000-01	2001-02	2002-03	2003-04	2004-05
Academic VP/Dean of Faculties	\$ -	\$ -	\$ -	\$ -	\$ -	\$ -	\$ -	\$ -	68	\$ 739
Athletics	66	65	65	62	71	-	-	-	-	-
BCRAPL ¹	-	-	-	-	-	125	108	254	138	107
Biology	1,085	1,330	1,295	1,170	1,477	1,682	2,087	2,631	2,647	2,990
CCFCP ²	-	-	-	397	618	339	369	396	454	253
Center for Corporate Citizenship	2	33	45	199	212	88	90	384	403	566
Center for Ignation Spirituality	-	-	-	-	33	16	1	-	-	-
Center for Work and Family	-	36	269	301	308	693	57	29	32	8
Center on Wealth & Philanthropy ³	141	178	173	155	171	261	275	284	172	279
Chemistry	3,353	3,270	3,350	4,642	4,429	4,950	5,553	5,567	5,415	5,103
College of Arts & Sciences	194	192	142	52	15	-	-	-	-	108
Economics	269	341	336	233	109	115	93	153	225	232
Fine Arts	-	8	24	94	32	83	92	110	131	85
Geology and Geophysics ⁴	603	497	538	468	384	480	611	469	330	401
Graduate School of Social Work	229	305	402	310	561	553	856	1,398	2,202	2,817
History	1	-	92	89	70	54	71	93	89	52
Initiatives on Aging	-	-	-	-	-	-	609	728	729	-
Institute for Scientific Research	3,206	3,421	3,182	3,417	3,999	4,048	4,771	4,915	5,045	5,061
International Programs	-	-	-	-	65	71	26	10	-	-
Irish Institute	-	-	475	920	741	589	774	671	412	347
Law School	282	276	201	131	342	349	434	287	215	275
Learning to Learn	141	142	152	161	177	184	229	243	294	430
Mathematics ⁵	710	691	404	152	287	257	319	316	304	341
McMullen Art Museum	46	-	-	48	38	6	4	35	6	6
O'Neill Library	1,029	268	28	3	-	-	-	-	-	-
Physics	180	184	337	636	1,612	1,425	1,704	1,707	2,204	1,752
Political Science	47	1	151	116	214	268	270	88	179	83
Psychology	201	216	356	283	350	511	449	637	642	713
School of Education	2,675	2,969	2,676	3,297	3,902	3,962	3,500	3,499	5,199	5,667
CSTEEP ⁶	2,819	2,613	3,274	4,715	1,112	2,584	3,210	3,654	1,500	1,030
International Study Center ⁷	-	-	-	-	5,186	5,299	4,154	2,498	2,915	2,870
School of Management	511	481	481	688	1,617	2,375	2,563	2,333	2,715	2,223
School of Nursing	441	444	521	554	518	396	813	972	705	1,020
Sociology	49	95	192	246	214	28	82	131	146	158
Student Aid	5,672	5,863	6,544	6,871	7,270	7,430	8,051	7,987	7,803	8,161
Theology	240	309	370	243	222	123	97	74	73	14
University Mission and Ministry	-	-	-	-	-	78	635	668	552	48
Other ⁸	124	95	38	30	14	38	93	74	43	30
Total	\$ 24,316	\$ 24,323	\$ 26,113	\$ 30,683	\$ 36,370	\$ 39,460	\$ 43,050	\$ 43,295	\$ 43,987	\$ 43,969

¹ The Boisi Center for Religion & American Public Life (BCRAPL)

² The Center for Child, Family, and Community Partnerships (CCFCP)

³ Formerly the Social Welfare Research Institute (SWRI)

⁴ Includes Weston Observatory

⁵ Includes the Mathematics Institute

⁶ The Center for the Study of Testing, Evaluation, and Educational Policy (CSTEEP)

⁷ Formerly known as TIMSS

⁸ Other includes Black Studies, Burns Library, Classical Studies, English, Human Resources, IRE/Pastoral Ministry, Jesuit Institute, Music, Philosophy, Romance Languages, Slavic/Eastern Languages, Student Development, University Librarian

DOLLAR AMOUNT OF SPONSORED PROJECT AWARDS RECEIVED By Department (Dollars in Thousands)

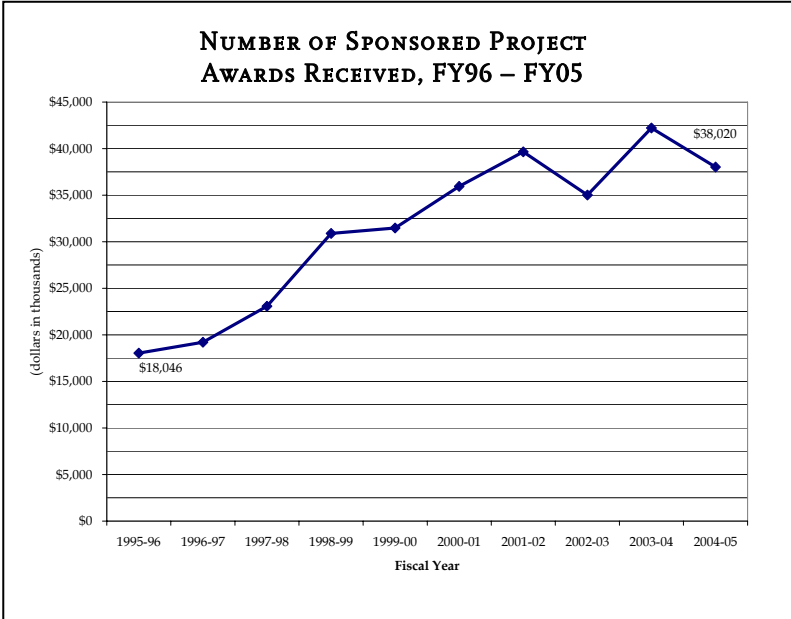
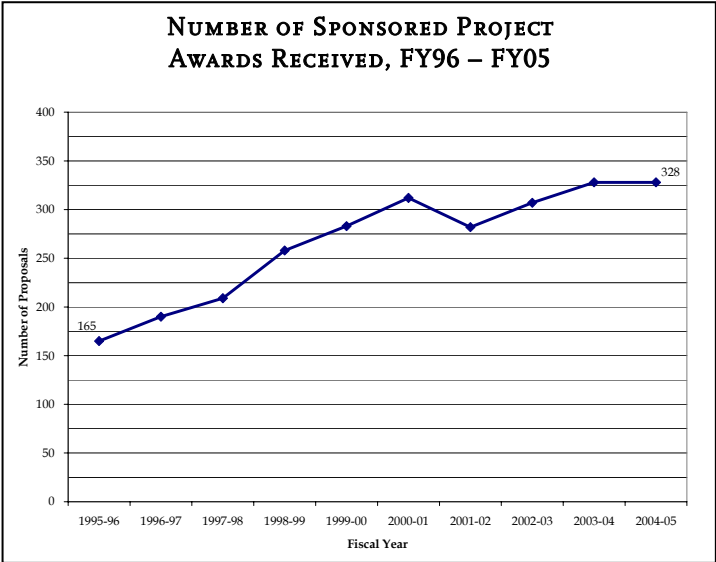
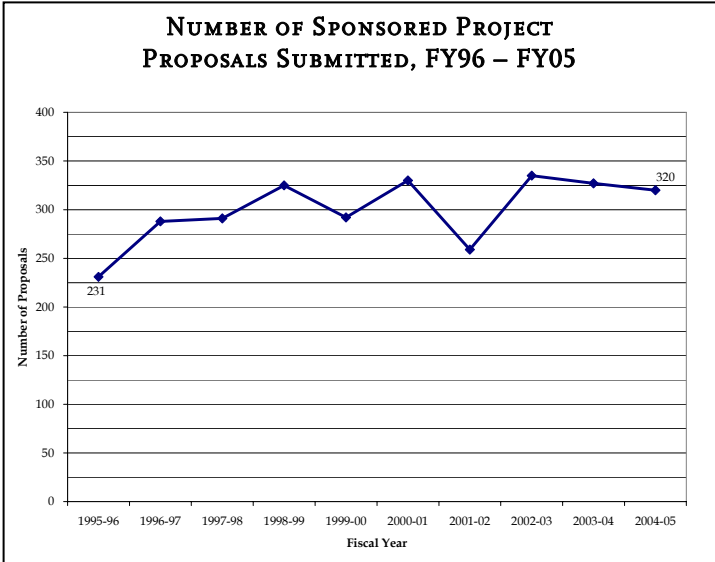
	1995-96	1996-97	1997-98	1998-99	1999-00	2000-01	2001-02	2002-03	2003-04	2004-05
Alcohol Education Program	\$ -	\$ -	\$ -	\$ -	\$ -	\$ -	\$ -	\$ -	\$ -	\$ 5
Academic VP/ Dean of Faculties	-	-	-	-	-	-	-	-	-	1,000
Assoc VP for Research	-	-	-	-	1,717	1,779	3,235	35	1,617	-
BCRAPL ¹	-	-	-	-	297	40	153	358	120	150
Biology	1,274	1,395	1,109	2,047	1,453	1,947	3,111	2,534	2,564	2,073
CCFCP ²	-	159	100	1,542	410	198	641	435	504	622
Center for Corporate Citizenship	-	-	-	570	-	-	839	150	659	894
Center for Retirement Research	-	-	-	-	-	-	-	-	-	2,855
Center for Work & Family	-	86	452	199	398	72	34	-	-	3
Center on Wealth & Philanthropy ³	153	233	367	100	270	-	445	99	450	196
Chemistry	3,369	3,769	4,376	4,027	4,746	6,323	5,783	5,082	6,599	4,053
Church in the 21st Century	-	-	-	-	-	-	-	-	-	52
Compliance & Property Mgmt	-	-	-	-	-	-	-	-	-	26
Computer Science	-	-	-	283	-	63	66	74	-	20
Continuing Ed (Social Work)	-	-	-	-	-	-	-	-	-	207
Economics	348	372	266	158	147	64	216	-	308	309
English	-	-	-	-	-	-	-	-	-	-
Fine Arts	38	20	10	193	40	94	129	237	21	74
Geology and Geophysics ⁴	433	239	467	461	469	573	465	408	445	398
Graduate School of Arts & Sciences	75	48	41	25	25	-	-	-	-	66
Graduate School of Social Work	326	720	149	199	793	1,045	668	2,390	3,407	3,767
History	-	-	161	-	150	56	18	160	-	50
Inst for Scientific Research	3,786	3,510	3,062	3,587	4,489	4,893	4,570	4,561	4,890	6,782
IREPM ⁵	-	-	28	-	7	-	-	-	-	117
Irish Institute	-	-	1,100	1,100	220	685	818	500	325	350
Law School	379	77	51	172	303	222	171	150	284	341
Learning to Learn	-	175	-	189	198	201	224	230	455	483
Mathematics ⁶	737	69	174	246	356	275	163	360	374	266
Music	-	50	-	-	-	-	-	-	-	-
Organizational Studies	-	-	-	-	-	-	-	-	-	55
Philosophy	45	30	-	17	-	-	61	-	-	-
Physics	173	323	366	1,234	1,807	1,393	4,307	2,623	1,826	2,076
Political Science	32	107	152	281	144	303	62	116	150	50
Psychology	265	193	448	441	121	542	342	495	1,195	807
Romance Languages	-	-	-	1	-	2	1	-	-	6
School of Education	816	1,281	1,431	2,398	3,691	2,705	2,843	3,074	4,416	1,857
Campus School	1,804	1,874	1,816	2,045	2,174	2,442	2,557	2,852	2,922	2,662
CSTECP ⁷	2,278	2,920	4,974	6,451	702	2,313	1,478	1,478	1,166	1,593
International Study Center ⁸	-	-	-	-	5,167	3,635	3,871	2,961	3,675	2,090
School of Management	451	492	552	1,874	694	1,038	550	2,581	2,329	409
School of Nursing	559	498	513	445	306	768	1,281	794	1,315	1,076
Slavic/Eastern Languages	40	4	33	12	-	-	-	-	-	-
Sociology	5	163	283	238	44	38	115	167	139	156
Theology	325	324	343	226	125	120	70	100	25	25
Other	335	69	248	135	-	2,092	99	-	30	-
Total	\$ 18,046	\$ 19,202	\$ 23,069	\$ 30,894	\$ 31,467	\$ 35,940	\$ 39,642	\$ 35,006	\$ 42,210	\$ 38,020

¹ The Boisi Center for Religion & American Public Life (BCRAPL)² The Center for Child Family, and Community Partnerships (CCFCP)³ Includes Weston Observatory⁴ Formerly the Social Welfare Research Institute (SWRI)⁵ The Institute of Religious Education and Pastoral Ministry (IREPM)⁶ Includes the Mathematics Institute⁷ The Center for the Study of Testing, Evaluation, and Educational Policy (CSTECP)⁸ Formerly known as TIMSS

Note: Student aid funds managed by the Financial Aid Office are not included in this table (they are included in other tables in this section provided by the Controller's Office) In some cases dollar amounts in columns may not add to the column total due to rounding

Source: Office of Sponsored Programs

SPONSORED PROJECTS ACTIVITY Fiscal Year 1994-95 through 2003-04



THE NUMBER OF SPONSORED RESEARCH AWARDS RECEIVED AT BOSTON COLLEGE NEARLY DOUBLED BETWEEN FY96 AND FY05. DURING THAT SAME PERIOD, THE DOLLAR AMOUNT OF THE AWARDS RECEIVED INCREASED BY 111%.

NUMBER OF SPONSORED PROJECT PROPOSALS SUBMITTED By Department, 1995-1996 through 2004-2005

	1995-96	1996-97	1997-98	1998-99	1999-00	2000-01	2001-02	2002-03	2003-04	2004-05
Adult Health Nursing	-	-	-	-	-	-	-	-	-	1
Alcohol Education Program	-	-	-	-	-	-	-	-	-	1
Assoc VP for Research	-	-	-	1	1	7	6	7	6	-
BCRAPL ¹	-	-	-	-	3	2	4	2	3	-
Biology	21	31	31	34	20	20	25	31	48	38
CCFCP ²	-	1	1	13	10	20	17	6	2	4
Center for Corporate Citizenship	1	1	3	2	-	4	1	2	4	3
Center for Retirement Research	-	-	-	-	-	-	-	-	-	4
Center for Work & Family	-	5	12	5	2	5	1	-	-	3
Center on Aging and Work	-	-	-	-	-	-	-	-	-	1
Center on Wealth & Philanthropy ³	3	2	1	1	2	-	1	2	2	3
Chemistry	47	57	48	46	46	41	38	53	43	60
College of Arts & Sciences	1	-	-	1	1	1	-	1	-	-
Communications	-	-	-	-	-	1	1	-	2	2
Computer Science	-	-	6	-	3	4	1	1	4	2
Economics	8	7	5	9	2	1	2	4	3	1
English	-	1	1	-	1	1	-	1	2	-
Finance	-	-	-	-	-	-	-	-	-	1
Fine Arts	4	2	3	2	8	19	4	3	4	2
Geology and Geophysics ⁴	13	12	21	21	19	14	8	8	15	20
Graduate Nursing Programs	-	-	-	-	-	-	-	-	-	2
Graduate School of Arts & Sciences	-	-	2	1	1	-	1	-	-	2
Graduate School of Social Work	15	12	13	8	11	14	12	17	22	20
History	1	3	3	1	1	1	2	1	2	-
Inst for Scientific Research	10	12	4	10	6	23	7	16	11	11
IREPM ⁵	-	-	-	-	-	-	-	-	-	2
Irish Institute	-	-	1	2	4	2	2	4	4	1
Law School	2	3	3	5	5	3	7	10	4	5
Learning to Learn	1	1	1	-	1	1	-	2	1	2
Mathematics ⁶	3	2	7	7	1	9	8	2	5	4
Philosophy	3	1	-	1	-	1	-	-	-	1
Physics	7	22	12	26	28	28	26	28	28	25
Political Science	3	3	7	8	4	7	4	2	3	2
Psychology	6	8	13	10	16	18	9	14	23	20
Romance Languages	-	-	-	1	1	1	1	-	-	3
School of Education	31	43	36	42	27	27	21	36	28	30
Campus School	5	4	5	5	5	5	6	9	7	7
CSTEETP ⁷	13	13	23	21	25	14	11	12	15	10
International Study Center ⁸	-	-	-	-	-	6	8	2	2	1
School of Management ⁹	1	9	3	6	4	4	4	22	12	9
School of Nursing	21	16	12	18	16	18	11	22	15	13
Slavic/Eastern Languages	2	3	2	5	5	1	-	-	-	-
Sociology	5	8	6	7	6	-	6	9	4	3
Theology	2	2	1	2	2	2	2	4	1	1
Other	2	4	5	4	5	5	2	2	2	-
Total	231	288	291	325	292	330	259	335	327	320

¹ The Boisi Center for Religion & American Public Life (BCRAPL)² The Center for Child, Family, and Community Partnerships (CCFCP)³ Formerly the Social Welfare Research Institute (SWRI)⁴ Includes Weston Observatory⁵ Institute for Religious Education and Pastoral Ministry⁶ Includes the Mathematics Institute⁷ The Center for the Study of Testing, Evaluation, and Educational Policy (CSTEETP)⁸ Formerly known as TIMSS⁹ Includes Operations & Strategic Management and Organizational Studies

Note: Student aid funds managed by the Financial Aid Office are not included in this table (they are included in other tables in this section provided by the Controller's Office)

Source: Office for Sponsored Programs

NUMBER OF SPONSORED PROJECT AWARDS RECEIVED By Department, 1995-1996 through 2004-2005

	1995-96	1996-97	1997-98	1998-99	1999-00	2000-01	2001-02	2002-03	2003-04	2004-05
Alcohol Education Program	-	-	-	-	-	-	-	-	-	1
Assoc VP for Research	-	-	-	-	2	1	2	1	3	-
Assoc VP/ Dean of Faculties	-	-	-	-	-	-	-	-	-	1
BCRAPL ¹	-	-	-	-	2	1	3	6	1	1
Biology	15	16	12	17	16	17	24	20	22	15
CCFCP ²	-	1	1	7	1	16	12	7	4	5
Center for Corporate Citizenship	-	-	-	3	-	-	3	1	5	3
Center for Retirement Research	-	-	-	-	-	-	-	-	-	4
Center for Work & Family	-	2	13	6	4	4	1	-	-	1
Center on Wealth & Philanthropy ³	2	2	2	1	2	-	1	3	2	9
Chemistry	35	38	46	40	52	46	40	43	51	40
Church in the 21st Century	-	-	-	-	-	-	-	-	-	1
Compliance & Property Mgmt	-	-	-	-	-	-	-	-	-	1
Computer Science	-	-	-	2	-	1	1	1	-	2
Continuing Ed (Social Work)	-	-	-	-	-	-	-	-	-	4
Economics	6	5	2	4	3	1	4	-	1	1
English	-	-	-	-	-	-	-	-	-	-
Fine Arts	2	1	1	4	3	6	5	8	2	4
Geology and Geophysics ⁴	5	4	8	10	9	7	9	5	6	13
Graduate School of Arts & Sciences	3	1	1	1	1	-	-	-	-	2
Graduate School of Social Work	6	11	8	8	16	12	13	29	22	21
History	-	-	3	-	1	3	1	2	-	3
Inst for Scientific Research	16	13	17	15	15	42	34	47	42	62
IREPM ⁵	-	-	1	-	1	-	-	-	-	2
Irish Institute	-	-	2	2	2	3	3	2	4	1
Law School	4	2	3	3	5	4	7	5	8	9
Learning to Learn	-	1	-	1	2	21	2	1	3	3
Mathematics ⁶	1	2	3	5	4	5	4	7	9	9
Philosophy	2	1	-	1	-	-	1	-	-	-
Physics	3	10	11	18	25	21	15	17	20	27
Political Science	2	3	6	10	4	6	5	3	3	1
Psychology	8	5	5	8	5	9	3	11	16	10
Romance Languages	-	-	-	1	-	1	1	-	-	1
School of Education	18	27	26	30	38	33	23	26	43	27
Campus School	4	5	6	5	9	6	8	6	8	7
CSTEET ⁷	9	11	1	28	12	12	12	12	8	9
International Study Center ⁸	-	-	-	-	24	20	16	13	14	9
School of Management ⁹	2	5	4	6	9	17	7	13	13	5
School of Nursing	12	11	12	12	10	13	16	14	13	10
Slavic/Eastern Languages	1	1	2	1	-	-	-	-	-	-
Sociology	1	5	6	4	3	1	4	3	3	3
Theology	2	4	4	4	3	2	1	1	1	1
Other	6	3	3	2	-	3	1	-	1	-
Total	165	190	209	258	283	312	282	307	328	328

¹ The Boisi Center for Religion & American Public Life (BCRAPL)

² The Center for Child, Family, and Community Partnerships (CCFCP)

³ Formerly the Social Welfare Research Institute (SWRI)

⁴ Includes Weston Observatory

⁵ The Institute of Religious Education and Pastoral Ministry (IREPM)

⁶ Includes the Mathematics Institute

⁷ The Center for the Study of Testing, Evaluation, and Educational Policy (CSTEET)

⁸ Formerly known as TIMSS

⁹ Includes Operations & Strategic Management and Organizational Studies

Note: Student aid funds managed by the Financial Aid Office are not included in this table (they are included in other tables in this section provided by the Controller's Office)

Source: Office of Sponsored Programs

**SELECTED SPONSORED PROJECT AWARDS
2004-2005**

Title	Source of Funding	Amount
Biology Photoreceptor Synaptic Ribbon Proteins	National Science Foundation	\$137,255
Center for Corporate Citizenship Benchmarking and Developing a Community of Practice for Corporate Citizenship	Ford Foundation	\$500,000
Boisi Center for Religion & American Public Life Religious Diversity and the Common Good	National Endowment for the Humanities	\$149,936
Center for Retirement Research Center for Retirement Research	Social Security Administration	\$1,885,494
Chemistry Probing dNTP/DNA Polymerase Interactions	National Institutes of Health/National Institute of General Medical Science	\$265,004
CSTEEP Cognition and Student Learning Research Grant - Goal 2	U.S. Department of Education	\$1,042,560
Graduate School of Social Work Hartford Geriatric Social Work Doctoral Fellows Program	The Gerontological Society of America	\$703,442
International Study Center Design, Manage, and Implement TIMSS 2007	International Association for Evaluation of Educational Achievement	\$250,000
Irish Institute DOS/BECA: FY04 Exchange Programs in Northern Ireland and Ireland	U.S. Department of State	\$350,000
Physics IMR: Acquisition of Cryogenic STM Head and Electronics for Education and Research in Spintronic Materials	National Science Foundation	\$176,596
Psychology Children's Understanding of Emotion	National Science Foundation	\$299,997
School of Education Core Support for the Center for International Higher Education at Boston College	Ford Foundation	\$316,000
School of Nursing CARE Intervention of Depressed Mothers and their Infants	National Institutes of Health/National Institute of Nursing Research	\$347,625

UNIVERSITY RESEARCH INSTITUTES AND CENTERS

Center for Child, Family, and Community Partnerships

The Center for Child, Family and Community Partnerships is an "outreach scholarship" program that fosters collaboration among Boston College faculty, students and community leaders in health care, social service, economic development, and education. The goal of the participants is to create stronger, healthier, and more economically sound communities. The Center offers technical assistance, program evaluation, needs assessment, training, and consultation to community organizations.

Web site: <http://www.bc.edu/ccfcp/>.

Center for Corporate Citizenship at Boston College

The Center for Corporate Citizenship at Boston College engages with companies to redefine business success as creating measurable gains for business and society. Our vision is that business will use its assets to help assure economic prosperity and a just and sustainable world. The Center achieves results through the power of research, education and member engagement. The Center offers publications including a newsletter, research reports, and white papers; executive education, including a Certificate program; events that include an annual conference, roundtables and regional meetings; and a corporate membership program. Web site:

<http://www.bc.edu/corporatecitizenship>

Center for East Europe, Russia, and Asia

The Center's programs encourage faculty and students to participate in interdepartmental endeavors on both the graduate and undergraduate levels. Participating faculty come from the Departments of Fine Arts, History, Philosophy, Political Science, Slavic and Eastern Languages, and Theology and offer over eighty academic courses connected with the study of the culture, history, and political life of East Europe, Russia, the Balkans, and Central Asia.

Center for Ignatian Spirituality

The Center for Ignatian Spirituality is a university operation that offers faculty and staff a resource to carry on the needed dialogue between the values that constitute Boston College and the pluralism that characterizes our contemporary culture. The Center initiates its own programs, inviting faculty and staff to pursue a particular topic; gives support to the Ignatian Society, a student group committed to integrating Ignatian spirituality into the lives of its members and offering other students opportunities to do the same; sponsors retreats and reflection opportunities for faculty and staff; and has a wide range of national and international commitments to other institutions in their efforts to integrate Ignatian spirituality into their educational endeavors. Web site: <http://www.bc.edu/igspirit>.

Center for International Higher Education(CIHE)

Established in 1995 and housed in the Lynch School of Education, CIHE is a research and service agency providing information, publications and a sense of community to colleges and universities worldwide. The main focus of the Center is on academic institutions in the Jesuit tradition, but other universities

receive its publications and are part of an informal network. There is a special concern with the needs of academic institutions in the developing countries of the Third World. Web site: http://www.bc.edu/bc_org/avp/soe/cihe.

Center for Nursing Research (CNR)

The CNR's central purpose is to serve as an institutional resource for faculty and students in the School of Nursing, the Boston College community, and the greater Boston nursing and health care community. Three interrelated but separate goals support the purpose of the CNR: (1) to strengthen the research productivity of faculty in the School of Nursing, (2) to increase intradisciplinary and interdisciplinary research and scholarship, and (3) to communicate research findings to facilitate research utilization in nursing practice and in educational settings. The Center serves as a repository for the Cathy J. Malek Research Collection as well as books and other materials related to quantitative and qualitative research methods, data analysis, grant seeking and grant writing. Web site:

<http://www.bc.edu/schools/son/research/cnr/>.

Center for Retirement Research

The Center for Retirement Research at Boston College was established through a 5-year \$5.25 million grant from the Social Security Administration in 1998. The goals of the Center are to promote research on retirement issues, to transmit new findings to the policy community and the public, to help train new scholars, and to broaden access to valuable data sources. The Center is the headquarters for researchers and experts in affiliated institutions including MIT, Syracuse University, the Brookings Institution, the Urban Institute, and the National Academy of Social Insurance. The Center is structured around a research team of interdisciplinary backgrounds in actuarial science, demography, economics, economic history, finance, political science, sociology and social work, and possesses a breadth of knowledge on retirement issues and institutions virtually unmatched in the field. As the nation confronts the myriad issues surrounding how best to ensure adequate retirement income for an aging population, the Center's researchers and experts explore possible policy changes related to Social Security, private pensions, and other sources of retirement income.

Web site: <http://www.bc.edu/crr>.

Center for the Study of Testing, Evaluation, and Educational Policy (CSTEETP)

CSTEETP is an educational research organization located in the Lynch School of Education. Since its inception in 1980, CSTEETP has conducted national and international comparative research on educational achievement and testing, evaluation and public policy studies to improve school assessment practices. CSTEETP researchers work on both small and large scales - individual schools, districts, and states - to advance educational testing practices and policies and to improve the quality and fairness of education. CSTEETP researchers also investigate the use of technology in assessment and its impact on instruction. The

Scanning Services Center (SSC) at CSTEELP serves the needs of the Boston College community as well as outside clients. It provides scanning services for departments, individuals, and educational agencies, including scanning for course evaluations, course tests, and research surveys. Web site: <http://www.bc.edu/research/csteelp/>.

Center for Work and Family

The Boston College Center for Work and Family is a research organization within the Carroll School of Management that promotes employer responsiveness to families. The Center's guiding vision is to serve as the bridge linking the academic research community to the workplace. To gain increased understanding of the challenges faced by both employees and employers in meeting the goals of the individual and the enterprise, the Center conducts basic and applied research studies and analyzes secondary information sources. The Center's initiatives fall into three broad categories: research, employer partnerships, and information services. Web site: <http://www.bc.edu/cwf/>.

Center on Wealth and Philanthropy

The Center on Wealth and Philanthropy (CWP), formerly the Social Welfare Research Institute, studies spirituality, wealth, philanthropy, and other aspects of cultural life in an age of affluence. CWP is a recognized authority on the meaning and practice of care, on the patterns and trends in individual charitable giving, on philanthropy by the wealthy, and on the forthcoming \$45 trillion wealth transfer. CWP has published research on the patterns, meanings, and motives of charitable giving; on survey methodology; on the formal and informal care in daily life; and on financial transfers to family and philanthropy by the wealthy. Other areas of research include the "new physics of philanthropy," which identifies the economic and social-psychological vectors inclining wealth holders toward philanthropy. New directions include developing and training fundraising and financial professionals in the use of a discernment methodology based on Ignatian principles for guiding wealth holders through a self-reflective process of decision-making about their finances and philanthropy; analyzing what key religious and philosophical thinkers understand and teach about wealth and charity; estimating wealth transfer projections for states and metropolitan regions, and analyzing the patterns of relative philanthropic generosity among cities, states, and regions in the U.S. Over the past twenty years CWP has received generous support from the T.B. Murphy Foundation Charitable Trust, the Indiana Center on Philanthropy, the W. K. Kellogg Foundation, the Lilly Endowment, Inc., and the Boston Foundation. Web site: <http://www.bc.edu/cwp/>

International Study Center

The International Study Center at the Lynch School of Education is dedicated to conducting comparative studies in educational achievement. Principally, it serves as the center for international studies in mathematics, science, and reading—the Trends in International Mathematics and Science Study (TIMSS) and the Progress in International Reading Literacy Study (PIRLS). Web site: <http://isc.bc.edu/>.

Institute of Medieval Philosophy and Theology

The Institute is a center that unites the teaching and research efforts of the faculty members in the Philosophy and Theology Departments who specialize in medieval philosophy and theology. Doctoral degrees are awarded in the Theology or Philosophy departments and students matriculate in one of these two departments. The focus of the Institute is on the relationship between medieval philosophy and theology and modern continental philosophy and theology.

Institute for Scientific Research

The Institute for Scientific Research (ISR), established in 1954, boasts a highly proficient team of research scientists, engineers, mathematicians, and computer scientists. Over the course of its history, the Institute has utilized a diversity of knowledge to develop highly sophisticated techniques for analyzing raw scientific and engineering data and presenting it in meaningful and useful ways. Using state-of-the-art analytical tools and technology including computer-generated modeling, the Institute is a forerunner in scientific data analysis and interpretation using statistical data analysis, digital signal processing and image processing; mathematical signal modeling; animated visualization of real and simulated data; the manipulation and interpretation of scientific images; and the design of specialized databases, data management techniques and interactive scientific software. Web site: <http://www.bc.edu/isr/>.

Institute for the Study and Promotion of Race and Culture

The Institute for the Study and Promotion of Race and Culture (ISPRC) was founded in 2000 at Boston College, under the direction of Dr. Janet E. Helms, to promote the assets and address the societal conflicts associated with race or culture in theory and research, mental health practice, education, business, and society at large. The ISPRC attempts to solicit, design, and disseminate effective interventions with a proactive, pragmatic focus. Each year the Institute addresses a racial or cultural issue that could benefit from a pragmatic scholarly focus through its Diversity Challenge conference. Web site: <http://www.bc.edu/isprc/>.

Irish Institute

The Irish Institute is a division of the Center for Irish Programs at Boston College. The mission of the Institute is to support the peace and normalization process on the island of Ireland and to contribute to social, political, and economic stability through cross-border and cross-community cooperation. Professional development programming by the Institute introduces Irish and Northern Irish participants to successful models of best practices in the U.S., as well as offering an opportunity for cultural exchange that promotes mutual understanding among the U.S., Ireland, and Northern Ireland. Since its founding in 1997, more than 650 decision-makers from all sectors, including government, business, education, environment, policing, media, and nonprofits have participated in over 70 Irish Institute programs. Programs balance classroom seminars led by Boston College faculty with site visits to innovative and effective industry leaders in Massachusetts and across the United States. The Irish Institute is regarded as an honest broker by all parties on the island of

Ireland, and its reputation for delivering quality programming in an inclusive environment attracts leaders from all communities and from across the political spectrum. In recent years, the Institute has applied its programming models and expertise in addressing the problems of divided societies to embrace participants from the Middle East and North Africa. The Irish Institute's 2005 programming will be in the areas of local government, journalism, nonprofit management and development, community policing, teacher education, education for cultural diversity, public policy, and business management and leadership. The Institute receives annual funding from Boston College, the U.S. Congress through the U.S. Department of State, and the Bureau of Cultural and Educational Affairs as well as through several other external partnerships. Web site: <http://www.bc.edu/irishinstitute>.

Jesuit Institute

The Jesuit Institute was established in 1988 to contribute towards the response to the question of identity. The Institute, initially funded by the Jesuit Community at Boston College, is not an additional or separate academic program. It is rather a research institute which works in cooperation with existing schools, programs and faculties primarily but not exclusively at Boston College. Within an atmosphere of complete academic freedom essential to a university, the Institute engages positively in the intellectual exchange that constitutes the University. Its overarching purpose is to foster research and collaborate interchange upon those issues that emerge at the intersection of faith and culture. Through its programs, the Institute does this in two ways: by supporting the exploration of those religious and ethical questions raised by this intersection and by supporting the presence of scholars committed to these questions. Web site: http://www.bc.edu/bc_org/avp/acavp/jesin/.

Loneragan Center

Studies related to the work of the Jesuit theologian and philosopher Bernard Lonergan (1904-1984) are fostered and advanced in the Lonergan Center at Boston College. Inaugurated in 1986, the Center houses a growing collection of Lonergan's published and unpublished writings as well as secondary materials and reference works, and it also serves as a seminar and meeting room. Boston College sponsors the annual Lonergan Institute, which provides resources, lectures, and workshops for the study of the thought of Bernard Lonergan, S.J. Web site: <http://www.bc.edu/lonergan>.

Mathematics Institute

The Boston College Mathematics Institute was established in 1957 as a unit separate from the Mathematics Department to assist in the effort to improve the content and instructional practice of mathematics at the school level. In the 1960's and 1970's the primary focus of the Institute was on providing veteran teachers with renewal programs and professional development opportunities to update and deepen their background in mathematics. The National Science Foundation was a major source of funding. Concurrently, Institute staff developed some

supplementary instructional materials to use with students in the grades K-12. At present, the Mathematics Institute offers professional enhancement courses for teachers in the summers at Boston College and other sites. Other current projects include research studies and content development related to school level mathematics concerns. Web site: <http://www.bc.edu/mathinst>.

Boisi Center for Religion and American Public Life

The Center for Religion and American Public Life was founded to bring together high quality research and scholarship on religion to bear on issues of public policy in America. The Center's goal is not to advance any ideological agenda, whether liberal or conservative. The Center seeks instead to be the sponsor of dialogue and discussion which brings together people whose primary concerns are religious with people whose primary concerns are political, in the belief that they will find common ground. The main goals of the Center include the promotion of scholarship dealing with religion and public life, faculty and student development at Boston College, and outreach activities that contribute to a more robust public discussion of critical issues. Web site: http://www.bc.edu/bc_org/research/rapl.

Small Business Development Center

The Small Business Development Center (SBDC) provides managerial, financial and technical assistance and training to small business people in the Greater Boston area. Prospective and active small business people can receive one-on-one counseling and consultative assistance in a range of business areas such as finance, marketing, planning, operations, accounting and controls. The SBDC also offers specially designed small business management training workshops. Topics include writing a business plan, financial planning, marketing, strategic planning, cash flow and general management as well as other varied topics. Web site: http://www.bc.edu/bc_org/avp/csom/executive/sbdc.

Weston Observatory

Weston Observatory, formerly Weston College Seismic Station (1928-1949), is a part of the Department of Geology and Geophysics of Boston College. Located 10 miles from the main campus, the Observatory is an interdisciplinary research facility of the Department, and a center for research in the fields of geophysics, geology, and related fields. Weston Observatory was one of the first participating facilities in the Worldwide Standardized Seismograph Network and operates a twelve-station regional seismic network that records data on earthquakes in the northeast, as well as distant earthquakes. The facilities at Weston Observatory offer students a unique opportunity to work on exciting projects with modern, sophisticated, scientific research equipment in a number of different areas of scientific and environmental interest. Web site: <http://www.bc.edu/westonobservatory>.

Source: Associate Vice President for Research

VARSITY SPORTS RECORDS

	2000-2001	2001-2002	2002-2003	2003-2004	2004-2005
	W-L-T	W-L-T	W-L-T	W-L-T	W-L-T
Men's Records					
Football	7-5	8-4	9-4	8-5	9-3
Basketball	27-5	20-12	19-12	24-10	25-5
Ice Hockey	33-8-2	18-18-2	24-11-4	29-9-4	26-7-7
Soccer	12-7-1	1-8-0	18-5-0	6-7-4	13-5-2
Lacrosse	1-10	2-7	*	*	*
Baseball	29-22	30-25	33-21	32-27	37-20
Swimming & Diving	10-5	8-7	8-7	9-3	9-3
Tennis	13-10	13-9	10-8	10-14	11-13
Women's Records					
Basketball	14-15	23-8	22-9	27-7	20-10
Field Hockey	10-8	11-8	15-6	15-7	17-6
Ice Hockey	6-26	9-10-04	12-17-3	6-22-3	10-20-4
Swimming & Diving	11-2	8-7	12-3	10-2-1	10-2
Tennis	11-6	8-12	12-7	14-6	11-11
Lacrosse	6-9	8-9	9-6	6-11	10-7
Soccer	14-7-0	11-10-1	11-8-1	15-3-3	15-7
Softball	31-24	26-26-0	35-22	33-25	20-25
Volleyball	13-17	18-11	14-18	17-12	20-12

* Club Sport as of 2002-2003

Source: Media Relations Office

INTERCOLLEGIATE SPORTS PARTICIPATION 2004-2005

Varsity Sport	Men	Women
Baseball	35	-
Basketball	13	12
Fencing	15	15
Field Hockey	-	24
Football	111	-
Golf	11	7
Ice Hockey	26	24
Lacrosse	-	27
Rowing	-	41
Sailing	16	28
Skiing	13	10
Soccer	23	32
Softball	-	14
Swimming & Diving	43	46
Tennis	9	8
Track & Field and Cross Country	72	72
Volleyball	-	14
Totals	387	374
Total Participants	761	

Source: Athletics Compliance Office

INTRAMURAL SPORTS PARTICIPATION 2004-2005

Sport	# of Teams	# of Participants		
		Male	Female	Total
Fall				
Men's Softball	16	232	n/a	232
Coed Softball	16	154	130	284
Football	64	1282	20	1302
Volleyball	32	253	240	493
Men's Basketball Tournament	44	401	n/a	401
Women's Basketball Tournament	12	n/a	116	116
Women's Singles Tennis Tournament	n/a	n/a	16	16
Men's Singles Tennis Tournament	n/a	32	n/a	32
Doubles Tennis Tournament	n/a	16	16	32
Coed Iron Eagle Fitness Challenge #1	n/a	27	6	33
Winter				
Intermediate Ice Hockey	12	153	22	175
Advanced Ice Hockey	12	140	7	147
Men's Little East B-ball Tournament	20	86	n/a	86
Women's Little East B-ball Tournament	6	n/a	22	22
Men's Soccer	32	408	n/a	408
Women's Soccer	16	n/a	147	147
Men's Basketball	80	861	n/a	861
Women's Basketball	20	n/a	211	211
Spring				
Men's Singles Tennis Tournament	n/a	32	n/a	32
Women's Singles Tennis Tournament	n/a	n/a	16	16
Men's Wiffleball Tournament	n/a	n/a	n/a	0
Coed Wiffleball Tournament	28	140	35	175
Coed Volleyball Tournament	20	110	82	192
Coed Futsal Tournament	20	144	12	156
Coed Iron Eagle Fitness Challenge #2	n/a	13	7	20
Men's Softball Tournament	16	333	n/a	333
Coed Softball Tournament	16	211	112	323
Golf	n/a	n/a	n/a	0
Co-ed 2 Ball Shooting	32	62	2	64
Totals	482	5090	1219	6309

Source: Flynn Recreation Complex

PRESIDENTS OF BOSTON COLLEGE

1. John Bapst, S.J.	1863 - 1869	14. Charles W. Lyons, S.J.	1914 - 1919
2. Robert W. Brady, S.J.	1869 - 1870	15. William Devlin, S.J.	1919 - 1925
3. Robert Fulton, S.J.	1870 - 1880	16. James H. Dolan, S.J.	1925 - 1932
4. Jeremiah O'Connor, S.J.	1880 - 1884	17. Louis J. Gallagher, S.J.	1932 - 1937
5. Edward V. Boursaud, S.J.	1884 - 1887	18. William J. McGarry, S.J.	1937 - 1939
6. Thomas H. Stack, S.J.	1887	19. William J. Murphy, S.J.	1939 - 1945
7. Nicholas Russo, S.J.	1887 - 1888	20. William L. Keleher, S.J.	1945 - 1951
8. Robert Fulton, S.J.	1888 - 1891	21. Joseph R. N. Maxwell, S.J.	1951 - 1958
9. Edward I. Devitt, S.J.	1891 - 1894	22. Michael P. Walsh, S.J.	1958 - 1968
10. Timothy Brosnahan, S.J.	1894 - 1898	23. W. Seavey Joyce, S.J.	1968 - 1972
11. W. G. Read Mullan, S.J.	1898 - 1903	24. J. Donald Monan, S.J.	1972 - 1996
12. William F. Gannon, S.J.	1903 - 1907	25. William P. Leahy, S.J.	1996 -
13. Thomas I. Gasson, S.J.	1907 - 1914		

Founder of Boston College:

Rev. John McElroy, S.J.
Pastor, Immaculate
Conception Parish, Boston
1861-1863

HONORARY DEGREES AWARDED BY BOSTON COLLEGE 1955-2005

1955

Fred J. Driscoll, LL.D.
Christian A. Herter, LL.D.
Edward A. Hogan, Jr., LL.D.*
Rear Adm. Bartholomew W. Hogan, Sc.D.
John B. Hynes, LL.D.
His Beatitude Maximus IV, LL.D.
(August 23, 1955)
Valerian Cardinal Gracias, LL.D.
Russel Kirk, Litt.D.
Edward A. Sullivan, LL.D.

1956

Bartholomew A. Brickley, LL.D.
Peter J. W. Debye, Sc.D.
Most Rev. Frederick A. Donaghy, LL.D.
John F. Kennedy, LL.D.*
John W. King, LL.D.
Charles Munch, D. Mus.
Edward F. Williams, LL.D.

1957

Wallace E. Carroll, LL.D.
Arthur J. Kelly, LL.D.
Augustus C. Long, LL.D.*
Adrian O'Keefe, LL.D.
Very Rev. Msgr. Patrick W. Skehan, LL.D.
Nils Y. Wessell, LL.D.

1958

Most Rev. Amleto G. Cicognani, LL.D.
(April 21, 1958)
Carl J. Gilbert, LL.D.
Paul Horgan, Litt.D.
Barnaby C. Keeney, LL.D.*
Henry M. Leen, LL.D.
Jacques Maritain, LL.D.

Raissa Maritain, LL.D.
Harold Marston Morse, D.Sc.
Rev. John B. Sheerin, C.S.P., LL.D.
Francis Cardinal Spellman, LL.D.
(December 8, 1958)

1959

His Excellency Sean T. O'Kelly, LL.D.
(March 22, 1959)
Ernest Henderson, LL.D.
Rev. John LaFarge, S.J., LL.D.
Henry Cabot Lodge, LL.D.
George Meany, LL.D.
Carlos P. Romulo, LL.D.*
Helen C. White, Litt.D.

1960

Marian Anderson, D.Mus.
J. Peter Grace, LL.D.
Caryl P. Haskins, LL.D.
Robert F. Kennedy, LL.D.
Charles Malik, LL.D.*
Most Rev. Russell J. McVinnay, LL.D.
Samuel Eliot Morison, LL.D.
Rt. Rev. Matthew P. Stapleton, LL.D.
Rev. Henry M. Brock, S.J., D.Sc.
(October 12, 1960)

1961

Allen W. Dulles, LL.D.
Anthony Julian, LL.D.
Robert D. Murphy, LL.D.*
Louis R. Perini, LL.D.
Abraham Ribicoff, LL.D.
Rt. Rev. Robert J. Sennott, LL.D.
Edward Teller, LL.D.

1962

Detlev W. Bronk, D.Sc.*
Ralph J. Bunche, LL.D.
Christopher J. Duncan, M.D., LL.D.
Sir Alec Guinness, D.F.A.
Rt. Rev. Francis J. Lally, Litt.D.
Ralph Lowell, LL.D.
Phylliss McGinley, Litt.D.
Perry G. Miller, Litt.D.

1963

Augustin Cardinal Bea, S.J., J.U.D.
(March 26, 1963)
Rev. Edward B. Bunn, S.J., LL.D.
(April 20, 1963)
Lady Barbara Ward Jackson, Litt.D.
(April 20, 1963)
Nathan Marsh Pusey, L.H.D.
(April 20, 1963)
Bruce Catton, Litt.D.
Anthony Joseph Celebrezze, LL.D.*
Arthur Joseph Goldberg, LL.D.
John Jay McCloy, LL.D.
James Barrett Reston, LL.D.
Rt. Rev. John Joseph Ryan, L.H.D.
Jose Luis Sert, Litt.D.
Joseph Leo Sweeney, LL.D.
Robert Clifton Weaver, LL.D.
James Edwin Webb, D.Sc.

1964

John Coleman Bennett, LL.D.
Henri Maurice Peyre, LL.D.
Most Rev. Ernest John Primeau, LL.D.
Sidney R. Rabb, L.H.D.
Paul Anthony Samuelson, LL.D.

Rev. Joseph L. Shea, S.J., LL.D.
Robert Sargent Shriver, Jr., LL.D.*
Mary Sullivan Stanton, LL.D.

1965

John P. Birmingham, LL.D.
Robert McAfee Brown, LL.D.
J. N. Douglas Bush, Litt.D.
Victor L. Butterfield, L.H.D.
John T. Connor, LL.D.
Edith Green, LL.D.
Rev. John Courtney Murray, S.J., L.H.D.*
Rt. Rev. Lawrence J. Riley, LL.D.
Alan T. Waterman, D.Sc.

1966

Most Rev. John W. Comber, M.M., L.H.D.
Edward F. Gilday, L.H.D.
Edward M. Kennedy, LL.D.
Francis Keppel, LL.D.*
Mother Eleanor M. O'Byrne, R.S.C.J., LL.D.
Stephen P. Mugar, LL.D.
Abram L. Sachar, L.H.D.
Rene Wellek, Litt.D.
George Wells Beadle, D.Sc.
(November 12, 1966)
William Bosworth Castle, M.D., L.H.D.
(November 12, 1966)
Donald Frederick Hornig, LL.D.
(November 12, 1966)
James Alfred Van Allen, D.Sc.
(November 12, 1966)

1967

Sarah Caldwell, Litt.D.
Richard Palmer Chapman, LL.D.
Very Rev. John Francis Fitzgerald, C.S.P.,
L.H.D.
John Kenneth Galbraith, LL.D.
John William Gardner, LL.D.*
Everett Cherrington Hughes, LL.D.
John Anthony Volpe, LL.D.

1968

Kingman Brewster, Jr., LL.D.*
Rev. Henri de Lubac, S.J., L.H.D.
Erwin N. Griswold, LL.D.
Rita P. Kelleher, D.Sc.
Most Rev. John J. McEleney, S.J., LL.D.
Cornelius W. Owens, LL.D.
James J. Shea, Sr., LL.D.
Roger J. Traynor, LL.D.

1969

R. Buckminster Fuller, D.F.A.*
Katharine Graham, D.Journ.
Philip J. McNiff, L.H.D.
Talcott Parsons, D.S.S.
A. Philip Randolph, LL.D.
Henry Lee Shattuck, D.C.S.
Terence Cardinal Cooke, LL.D.

1970

James Edward Allen, Jr., D.Sc.Ed.
Rt. Rev. John Melville Burgess, LL.D.

Joan Ganz Cooney, D.Sc.Ed.
Sterling Dow, L.H.D.
Hartford Nelson Gunn, Jr., L.H.D.
Rev. Bernard Joseph Francis Lonergan, S.J.,
Hist.Phil.D.
Elliot Norton, L.H.D.
Perry Townsend Rathbone, D.F.A.
Earl Warren, D.Sc.L.*

1971

Walter Jackson Bate, H.D.
Andrew Felton Brimmer, S.S.D.
Rev. Msgr. George William Casey, Litt.D.
Mircea Eliade, R.D.
Eli Goldston, LL.D.
Elma Lewis, D.F.A.
Michael Joseph Mansfield, LL.D.*
William James McGill, S.S.D.
Most Rev. Humberto Sousa Medeiros,
S.T.D.
Walter George Muelder, D.Sc.T.
Leverett Saltonstall, LL.D.

1972

Mary Ingraham Bunting, D.Sc.
Arthur Fiedler, D.Mus.
Northrop Frye, L.H.D.
John James Griffin, D.C.S.
Sir William Arthur Lewis, L.H.D.
Louis Martin Lyons, D.Journ.
Rev. John Anthony McCarthy, S.J., Litt.D.
Hildegard Elizabeth Peplau, D.N.S.
Adlai Ewing Stevenson, III, LL.D.*
Walter Edward Washington, LL.D.

1973

A.J. Antoon, L.H.D.
Harold Bloom, L.H.D.
Fred J. Borch, D.B.A.
Vernon E. Jordan, Jr., LL.D.
John George Kemeny, D.Sc.*
Rev. Daniel Linehan, S.J., D.Sc.
Thomas Philip O'Neill, Jr., LL.D.

1974

Soia Mentschikoff, LL.D.*
Thomas L. Phillips, D.B.A.
Carl Thomas Rowan, L.H.D.
Thomas Paul Salmon, LL.D.
Sir Ronald Syme, L.H.D.
Henry Bradford Washburn, Jr., L.H.D.

1975

Melnea A. Cass, L.H.D.
Silvio O. Conte, LL.D.
John Thomas Dunlop, LL.D.
Rev. Francis J. Gilday, S.J., L.H.D.
Edward Lewis Hirsh, L.H.D.
Paul Ricoeur, L.H.D.*
Vincent Charles Ziegler, D.B.A.

Bicentennial Convocation
September 28, 1975

Thomas Joseph Galligan, Jr., D.B.A.
Oscar Handlin, L.H.D.

William J. Harrington, M.D., D.Sc.
Edward Hirsh Levi, LL.D.
Rev. Michael Patrick Walsh, S.J., L.H.D.
Mary Lou Williams, D.A.

1976

Abram Thurlow Collier, D.B.A.
John Hope Franklin, L.H.D.
Rev. Martin Patrick Harney, S.J., H.D.
Mildred Fay Jefferson, M.D., D.Sc.
Asa Smallidge Knowles, D.Sc.Ed.
Most Rev. Joseph Francis Maguire, LL.D.
Daniel Patrick Moynihan, LL.D.*

1977

Rev. Raymond Edward Brown, Litt.D.*
Gerhard D. Bleicken, LL.D.
Alice Bourneuf, D.Sc.
James F. McDonough, M.D., D.Sc.
Maria Tallchief Paschen, D.A.
Michael Joseph Walsh, Litt.D.

1978

Bruno Bettelheim, Litt.D.
Rev. Charles F. Donovan, S.J., L.H.D.
Charles D. Ferris, LL.D.*
Marvin E. Frankel, LL.D.
John William McDevitt, LL.D.
Leo Perlis, D.S.S.

1979

Dorothy Baker, D.S.S.
Edward Patrick Boland, LL.D.
George P. Donaldson, LL.D.
Richard Ellmann, L.H.D.
Robben W. Fleming, L.H.D.
Walter F. Mondale, LL.D.*
David S. Nelson, LL.D.*

1980

Germaine Bree, Litt.D.*
Albert M. Folkard, L.H.D.
Edward J. King, D.Pub.Admn.
Joseph Cardinal Malula, LL.D.
Thomas Aquinas Murphy, The Ignatius
Medal (March 16, 1980)
Bernard J. O'Keefe, D.E.Sc.
Kevin H. White, LL.D.

1981

Thomas Cardinal Ó Fiaich, Litt.D.
(October 23, 1981)
Rev. Joseph Delphis Gauthier, S.J., L.H.D.
Margaret M. Heckler, LL.D.
Rose Fitzgerald Kennedy, L.H.D.
Donald F. McHenry, LL.D.
Thomas P. O'Neill, Jr., The Ignatius Medal*
Joseph Harry Silverstein, D.A.
Paul Donovan Sullivan, D.S.S.

1982

Rev. Robert I. Burns, S.J., L.H.D.
George Bush, LL.D.*
Robert A. Charpie, D.Sc.
Dolores Hope, The Ignatius Medal
(November 6, 1982)
Josephine L. Taylor, D.Sc.Ed.

1983

Maya Angelou, L.H.D.
 Virginia A. Henderson, D.N.S.
 Joseph McKenney, D.Ed.
 Rev. Vincent T. O'Keefe, S.J., L.H.D.
 (March 13, 1983)
 Rev. Bruce J. Ritter, O.F.M., D.S.S.*
 An Wang, LL.D.

1984

Leon Higginbotham, LL.D.
 Richard Hill, D.B.A.
 Most Rev. Bernard F. Law, S.T.D.*
 Robert Merrifield, D.Sc.
 Muriel Sutherland Snowden, D.S.S.
 Otto Phillip Snowden, D.S.S.

1985

Rev. Frederick Joseph Adelman, S.J., L.H.D.
 Lena Frances Edwards, D.Sc.
 Rev. J. Bryan Hehir, LL.D.
 Agnes Mongan, D.F.A.
 Anthony John Francis O'Reilly, D.B.A.
 (March 17, 1985)
 Andrew J. Young, LL.D.*
 Edward Zigler, L.H.D.

1986

Corazon C. Aquino, The Ignatius Medal
 (September 21, 1986)
 Guido Calabresi, LL.D.
 Jacques d'Amboise, D.F.A.
 Annie Dillard, L.H.D.
 Lionel B. Richie, Jr., D.Mus.
 Francis C. Rooney, Jr., D.B.A.
 Jamie Cardinal Sin, S.T.D.*

1987

Josephine A. Dolan, D.N.S.
 Garret FitzGerald, LL.D.
 Walter E. Massey, D.Sc.
 John G. McElwee, LL.D.
 Rev. Francis W. Sweeney, S.J., L.H.D.
 Vernon A. Walters, LL.D.*

1988

His Grace, Samuel E. Carter, S.J., S.T.D.*
 Esmé Valerie Eliot, Litt.D.
 Hans-Georg Gadamer, L.H.D.
 Robert Francis O'Malley, D.Sc.
 Richard Alan Smith, LL.D.
 Paul A. Volcker, LL.D.

1989

Thea Bowman, F.S.P.A., R.D.
 George E. Doty, The Ignatius Medal
 (April 6, 1989)
 Jonathan Kozol, D.S.S.*
 Thomas S. Murphy, LL.D.
 Kenneth Gilmore Ryder, D.Sc.Ed.
 Richard Francis Syron, LL.D.
 (March 18, 1989)
 Jerzy Turowicz, L.H.D.

1990

Edward A. Brennan, D.B.A.
 Thomas J. Brokaw, L.H.D.*
 Raymond G. Chambers, The Ignatius Medal
 (April 5, 1990)
 Franklyn G. Jenifer, LL.D.
 Rev. César A. Jerez, S.J., L.H.D.
 Eunice Kennedy Shriver, L.H.D.
 Robert M. Solow, LL.D.

1991

William Aramony, The Ignatius Medal
 (April 18, 1991)
 Raymond Edward Brown, S.S., The Ignatius
 Medal (July 25, 1991)
 John J. Curtin, Jr., LL.D.
 Rev. Timothy S. Healy, S.J., L.H.D.*
 Seamus J. Heaney, Litt.D.
 Rachel A. Robinson, D.Sc.Ed.
 John R. Smith, D.B.A.

1992

Barbara Bush, The Ignatius Medal
 (April 2, 1992)
 Mary Ann Glendon, LL.D.
 Roberto C. Goizueta, D.B.A.
 John E. Jacob, L.H.D.
 John J. Moakley, LL.D.
 Caroline C. Putnam, R.S.C.J., D.F.A.
 Warren B. Rudman, LL.D.*

1993

Jack Kemp, The Ignatius Medal
 (April 22, 1993)
 William J. Vouté, The Ignatius Medal
 (April 22, 1993)
 Queen Noor of Jordan, LL.D.*
 James F. Cleary, D.B.A.
 Elias J. Corey, D.Sc.
 Henry E. Hampton, L.H.D.
 Thérèse Higgins, C.S.J., L.H.D.
 Thomas H. O'Connor, L.H.D.
 John T. Williams, D.Mus.

1994

Daniel P. Tully, The Ignatius Medal
 (April 21, 1994)
 James P. Comer, LL.D.
 Louis V. Gerstner, Jr., D.B.A.
 Frances Hesselbein, L.H.D.
 Corinne Boggs Roberts, LL.D.*
 Donald J. White, L.H.D.

1995

Rita Dove, L.H.D.
 John Hume, LL.D.*
 Teddy Kollek, LL.D.
 Peter S. Lynch, LL.D.
 Cornelius Clarkson Vermeule, III, L.H.D.

1996

Lawrence A. Bossidy, The President's Medal
 for Excellence (April 18, 1996)

T. Berry Brazelton, LL.D.
 William M. Bulger, LL.D.
 William H. Cosby, L.H.D.*
 Marian L. Heard, D. Pub. Adm.
 J. Donald Monan, S.J., LL.D.
 Michael J. Mansfield, The Speaker Thomas P.
 O'Neill, Jr. Award for Distinguished
 Citizenship

1997

John S. Chalsty, The President's Medal for
 Excellence (April 17, 1997)
 Peter Dervan, D.Sc.
 Roger Cardinal Etchegaray, LL.D.
 John A. McNeice, Jr., D.B.A.
 Bernice Johnson Reagon, L.H.D.
 Janet Reno, LL.D.**

1998

An Taoiseach Bertie Ahern, T.D., LL.D.
 Archibald Cox, The Speaker Thomas P.
 O'Neill, Jr. Award for Distinguished
 Citizenship
 Margaret A. Dwyer, LL.D.
 John N. Hatsopoulos, D.B.A.
 Catalina Montes, L.H.D.
 James W. Skehan, S.J., D.Sc.
 Frank G. Zarb, The President's Medal for
 Excellence (April 16, 1998)

1999

Richard A. Grasso, The President's Medal for
 Excellence (April 15, 1999)
 Anna Faith Jones, L.H.D.
 Alice E. McDermott, L.H.D.
 Bill Richardson, LL.D.*
 William F. Russell, L.H.D.
 David Trimble, LL.D.

2000

Fayette M. Long, L.H.D.
 Jaime Cardinal Ortega y Alamino, LL.D.
 Richard W. Riley*
 Kip Tiernan, L.H.D.
 Sanford L. Weill, The President's Medal for
 Excellence (April 13, 2000)
 Robert C. Wright, LL.D.

2001

Francis B. Campanella, LL.D.
 William F. Connell, The Ignatius Medal
 (August 21, 2001)
 Thomas S. Durant, MD, L.H.D.
 John J. Moakley, The Speaker Thomas P.
 O'Neill, Jr. Award for Distinguished
 Citizenship
 Clare S. Pratt, RSCJ, L.H.D.
 Patrick E. Roche, D.B.A.
 John F. Smith, Jr. The President's Medal for
 Excellence (April 19, 2001)
 Cheryl Thomas, D.Pub. Adm.
 Tommy G. Thompson, LL.D.*

2002

Rev. Robert J. Bowers, L.H.D.
 R. Nicholas Burns, LL.D.*
 Charles Dolan, The President's Medal for
 Excellence (April 18, 2002)
 Sara Lawrence-Lightfoot, L.H.D.
 Rev. John W. O'Malley, S.J., L.H.D.
 Sister Marie Santry, S.N.D. de Namur, L.H.D.
 Elisabeth Zweig Leoni, D.Pub.Adm.

2003

Kathleen Carr, C.S.J., L.H.D.
 John L. Mahoney, L.H.D.
 Dawn E. McNair, L.H.D.
 Robert L. Reynolds, The President's Medal
 for Excellence (April 23, 2003)
 Thomas A. Vanderslice, D.B.A.
 Erik Weihenmayer, L.H.D. *

2004

Thomas Anthony Busch, L.H.D.
 Alan Greenspan, LL.D.
 (March 12, 2004)
 Ray Alexander Hammond II, L.H.D.
 Wellington T. Mara, The President's Medal
 for Excellence (April 15, 2004)
 Timothy John Russert, LL.D. *
 Katarina Schuth, O.S.F., Litt.D.
 Blenda J. Wilson, D. Pub. Adm.

2005

Romeo Antonius Dallaire, LL.D.
 Sr. Janet Eisner, SND, L.H.D.
 Paul E. Farmer, M.D., LL.D.*
 Norman Christopher Francis, L.H.D.
 Greg Norman, The President's Medal
 for Excellence (April 28, 2005)
 Most Rev. Sean Patrick
 O'Malley, OFM Cap., S.T.D.
 Sara Martinez Tucker, L.H.D.

* Commencement Speakers
 Source: President's Office

HONORARY DEGREES GRANTED BY BOSTON COLLEGE

D.A.	Doctor of Arts
D.B.A.	Doctor of Business Administration
D.C.S.	Doctor of Commercial Science
D.E.Sc.	Doctor of Engineering Science
D.F.A.	Doctor of Fine Arts
D.Journ.	Doctor of Journalism
D.Mus.	Doctor of Music
D.N.S.	Doctor of Nursing Science
D.Pub.Adm.	Doctor of Public Administration
D.Sc.	Doctor of Science
D.Sc.Ed.	Doctor of Science in Education
D.Sc.L.	Doctor of the Science of Law
D.Sc.T.	Doctor of the Science of Theology
D.S.S.	Doctor of Social Science
H.D.	Doctor of History
Hist.Phil.D.	Doctor of History in Philosophy
J.U.D.	Doctor of Civil and Canon Laws
LL.D.	Doctor of Laws
L.H.D.	Doctor of Humane Letters
Litt.D.	Doctor of Letters, Doctor of Literature
R.D.	Doctor of Religion
S.T.D.	Doctor of Sacred Theology
Sc.D.	Doctor of Science

Source: Commencement Programs, 1955 - present

TYPES OF DEGREES CONFERRED AT BOSTON COLLEGE

Bachelor of Arts (A.B.)
Bachelor of Science (B.S.)
Master of Arts (M.A.)
Master of Arts in Teaching (M.A.T.)
Master of Business Administration (M.B.A.)
Master of Education (M.Ed.)
Master of Science (M.S.)
Master of Science in Teaching (M.S.T.)
Master of Social Work (M.S.W.)
Certificate of Advanced Educational Specialization (C.A.E.S.)
Certificate of Advanced Graduate Studies (C.A.G.S.)
Doctor of Philosophy (Ph.D.)
Doctor of Law (J.D.)

ACCREDITING AGENCIES

AACSB International - Association to Advance Collegiate
Schools of Business
American Bar Association
American Chemical Society
American Psychological Association
Association of American Law Schools

Commission on Collegiate Nursing Education
Council on Social Work Education
Interstate Certification Compact
National Council for Accreditation of Teacher Education
National League for Nursing
New England Association of Schools and Colleges

Source: Deans' Offices

ASSOCIATION MEMBERSHIPS*

American Association of Colleges of Nursing
American Association of College Registrars and
Admissions Officers
American Association of Colleges for Teacher Education
American Association of Comparative Law
American Association for Higher Education
American Association for the History of Nursing
American Association of University Women
American Bar Association
American Council on Education
American Educational Research Association
American Public Welfare Association
Association of American Colleges and Universities
Association of American Law Schools
Association of Catholic Colleges and Universities
Association of Colleges & Schools of Education in
State Universities & Land Grant Colleges
Association of Collegiate Schools of Planning
Association for Continuing Higher Education
Association of Independent Colleges and Universities
in Massachusetts
Association of Independent Liberal Arts Colleges for
Teacher Education
Association for Institutional Research
Association of Jesuit Colleges and Universities
Association for Supervision & Curriculum Development
Association of Research Libraries
Association of Teacher Educators
Association of Urban Universities
Boston Library Consortium
Boston Theological Institute
The College Board
Commonwealth Education Deans' Council
Council for Advancement and Support of Education
Council for Exceptional Children
Council of Graduate Schools
Council of the Great City Schools
Council on Legal Education Opportunity
Council on Governmental Relations
Council on Social Work Education
Graduate Management Admission Council
Holmes Partnership
International Association of Schools of Social Work
International Association of Universities
International Federation of Catholic Universities
Jesuit Conference of Nursing Programs
Jesuit Student Personnel Association
Law School Admission Council

Massachusetts Association for Women in Education
Massachusetts Association of Colleges of Nursing
Massachusetts Association of Colleges for
Teacher Education
Massachusetts Association of Early Childhood Education
Massachusetts Association of School Superintendents
Massachusetts Association for Supervision and
Curriculum Development
Massachusetts Council of Nursing Organizations
Massachusetts Law School Consortium
Massachusetts/Rhode Island League for Nursing
National Association for Law Placement
National Association for Women in Education
National Association of Catholic Charities
National Association of College Admissions Counselors
National Association of College and University
Business Officers
National Association of Deans and Directors of Schools
of Social Work
National Association of Graduate Admission Professionals
National Association of Independent Colleges
and Universities
National Association of Student Financial Aid Administrators
National Association of Student Personnel Administrators
National Association of Women in Catholic Higher Education
National Council of University Research Administrators
National League for Nursing
National Organization of Nurse Practitioner Faculties
National Physical Science Consortium
New England Educational Research Organization
North American Association of Summer Sessions
North American Network of Field Educators and Directors
Northeastern Association of Graduate Schools
Society of Research Administrators
South Shore Educational Collaborative
University Continuing Education Association
Urban Network in Teacher Education
Alpha Sigma Nu**
Beta Gamma Sigma**
Order of the Coif**
Phi Beta Kappa**
Phi Delta Kappa**

* The above listing is meant only to be representative of the major types of memberships held by the University

** A complete listing of honor societies to which the University belongs may be found in the *Boston College Student Guide*

Source: Deans' Offices

ACADEMIC DEPARTMENT LOCATIONS

Accounting Department, CSOM	Fulton 520
Advancing Studies, Woods College of	McGuinn 100
Arts and Sciences, College of	Gasson 109A
Arts and Sciences, Graduate School of	McGuinn 221
Biology Department	Higgins 355
Business Law Department, CSOM	Fulton 420
Chemistry Department	Merkert 125
Classical Studies Department	Carney 122
Communication Department	21 Campanella Way 513A
Computer Science Department	Fulton 460
Counseling, Developmental Psychology, and Research Methods Department, LSOE	Campion 309
Counseling Services, University	Gasson 108, Campion 301, Fulton 254
Economics Department	21 Campanella Way 412
Educational Administration and Higher Education Department, LSOE	Campion 205
Education, Lynch School of	Campion 101
English Department	Carney 446
Finance Department, CSOM	Fulton 330
Fine Arts Department	Devlin 434
Geology and Geophysics Department	Devlin 213
German Studies Department	Lyons 201
History Department	21 Campanella Way 412
Honors Program	
Arts and Sciences	Gasson 102
Education	Campion 104
Management	Fulton 226A
Language Laboratory	Lyons 313
Law School	Stuart Hall, Newton Campus
Management Center, Carroll School of	Fulton 510
Management, Graduate Program, Carroll School of	Fulton 320
Management, Undergraduate Program, Carroll School of	Fulton 360
Marketing Department, CSOM	Fulton 450
Mathematics Department	Carney 301
Music Department	Lyons 407
Nursing, Connell School of	Cushing 202
Operations and Strategic Management Department, CSOM	Fulton 350
Organizational Studies Program, CSOM	Fulton 430
Philosophy Department	21 Campanella Way 312
Physics Department	Higgins 335
Political Science Department	McGuinn 201
Psychology Department	McGuinn 301
Religious Education and Pastoral Ministry, Institute of	31 Lawrence Ave
Romance Languages and Literatures Department	Lyons 304
Slavic and Eastern Languages Department	Lyons 210
Social Work, Graduate School of	McGuinn 129
Sociology Department	McGuinn 426
Summer Session	McGuinn 100
Teacher Education, Special Education and Curriculum & Instruction, LSOE	Campion 211
Theater Department	Robsham
Theology Department	21 Campanella Way 312

ACADEMIC CALENDARS**2005 – 2006****Fall Semester**

September 5	Monday	Labor Day – No classes
September 6	Tuesday	Classes begin
October 10	Monday	Columbus Day – No classes
November 23 - 25	Wednesday - Friday	Thanksgiving Holidays
December 10 - 12	Saturday - Monday	Study days – No classes for undergrad day students only
December 13 - 20	Tuesday - Tuesday	Term examinations

Spring Semester

January 16	Monday	Martin Luther King, Jr. Day – No classes
January 17	Tuesday	Classes begin
March 6 - 10	Monday - Friday	Spring Vacation
April 13 - 17	Thursday - Monday	Easter Weekend – No classes
May 5 - 8	Friday - Monday	Holy Thursday, Good Friday, Easter Monday/Patriots Day
May 9 - 16	Tuesday - Tuesday	Study Days – No classes for undergrad day students only
May 22	Monday	Term Examinations
May 26	Friday	Commencement
		Law School Commencement

2006 – 2007**Fall Semester**

September 4	Monday	Labor Day – No classes
September 5	Tuesday	Classes begin
October 9	Monday	Columbus Day – No classes
November 22 - 24	Wednesday - Friday	Thanksgiving Holidays
December 9 - 11	Saturday - Monday	Study days – No classes for undergrad day students only
December 12 - 19	Tuesday - Tuesday	Term examinations

Spring Semester

January 15	Monday	Martin Luther King, Jr. Day – No classes
January 16	Tuesday	Classes begin
March 5 - 9	Monday - Friday	Spring Vacation
April 5 - 9	Thursday - Monday	Easter Weekend – No classes
April 16	Monday	Holy Thursday, Good Friday, Easter Monday (except classes beginning at 4:00 p.m. and later)
May 4 - 7	Friday - Monday	Patriots Day – No classes
May 8 - 15	Tuesday - Tuesday	Study Days – No classes for undergrad day students only
May 21	Monday	Term Examinations
		Commencement

Source: Student Services

FACT BOOK SOURCES**2005-2006**

Academic Development Center
 Academic Vice President's Office
 Undergraduate Admission Office
 Alumni Association
 BCAA Compliance Office
 Budget Office
 Capital Project Management
 Controller's Office
 Deans' Offices
 Dining Services
 Enrollment Management Research
 Flynn Recreation Complex
 University Historian's Office
 Human Resources
 Information Technology Services
 International Programs
 Jesuit Community
 Language Laboratory
 University Libraries
 Marketing Communications
 McMullen Museum of Art
 Media Relations, Athletics Association
 Office of the President
 Public Affairs
 Residential Life
 Space Management
 Sponsored Programs
 Dean for Student Development
 Student Financial Strategies
 Student Services
 College of Advancing Studies
 University Archivist
 University Relations Information Services
 Weston Observatory

Note: Sources are responsible for the accuracy and completeness of data submitted for publication

FACT BOOK INDEX

- Academic Administration, 15
 Academic Calendars, 104
 Academic Department Locations, 103
 Academic Resources and Technologies, 76-80
 Academic Vice President Units, 17
 Accrediting Agencies, 102
 Administration and Faculty, 12-25
 Administrators, University, 19
 AHANA and International Student Enrollment, 32
 Alumni and Development, 50-57
 Alumni Association Board of Directors, 50
 Alumni Achievement Awards, 50
 Alumni by Gender and Class, 54
 Alumni by Primary School and Class, 52-53
 Alumni Regional Chapters, 50
 Alumni Donors by Primary School and Class, 56-57
 Alumni, Geographic Distribution, 51
 Applications, Acceptances, and Enrollment, Freshmen, 29
 Applications, Acceptances, and Enrollment, Transfer Students, 30
 Archives, 78
 Art Museum, 80
 Association Memberships, 102
 Athletics, 94-95
- Board of Trustee Associate Memberships, 13-14
 Board of Trustee Chairmen, 14
 Board of Trustee Membership, 12
 Boston College, A Brief History, 6
 Boston College, A Chronology, 7-9
 Boston College Profile, 10
 Boston College Properties, 63
 Building Use, Summary, 64
 Buildings and Grounds, See Physical Plant
 Buildings, Boston College, 60-62
 Burns Library, 78
- Campus Maps, 107-109
 Chairmen, Board of Trustees, 14
 Chairpersons, Department, 20
 Charts of Administration, 16-18
 Classrooms, 64
 Compensation, Faculty, 25
 Connors Family Learning Center, 80
 Contracts and Grants, See Research & Sponsored Projects
 Credit Hours by School, 31
 Cross Application Competitor Schools, 30
- Deans, Academic, See Academic Administration
 Degrees Conferred at Boston College, Types, 101
 Degrees Conferred, 41-45
 Department Chairpersons, 20
 Development Statistics, 51-57
 Dining Facilities, 66
- Donors by Giving Club, 55
 Dormitories, See Residence Halls
 Email Deliveries, 79
 Enrollment, Full-Time Equivalent, 33
 Enrollment, Full-Time Freshman by Year and Gender, 28
 Enrollment, Graduate, by School, Gender, and Full- and Part-Time, 31, 32
 Enrollment, International Students, 39, 40
 Enrollment, Minority Students, See AHANA
- Enrollment, Summer Session, 34
 Enrollment, Transfer Students, 30
 Enrollment, Undergraduate by School, Gender, and Full- and Part-Time, 31, 32
 Enrollment, Undergraduate Majors by School, 36
 Enrollment, Undergraduate Minors by School, 37
 Executive Vice President Units, 18
- Facilities, See Physical Plant
 Facility Capacities, 64
 Faculty, Administration and, 12-25
 Faculty, Compensation by Rank, 25
 Faculty, by Highest Degree Earned and Gender, 23
 Faculty, by Highest Degree Earned and Rank, 23
 Faculty, by Rank and Gender, 23
 Faculty, by School and Gender, 22
 Faculty, by School and Rank, 22
 Faculty, by School and Tenure Status, 22
 Faculty, Full-Time Equivalent by School, 24
 Faculty, Full-Time, Teaching Fellows, Teaching Assistants by School and Department, 24
 Fellowships, 47
 Finance, 70-73
 Financial Aid, Undergraduate, 46
 Financial Operations, Highlights, 70
 Financial Position Statement, Condensed, 71
 Founder of Boston College, 98
 Freshman Admission Profile, 28
 Freshman Applications, Acceptances, and Enrollment, 28
 Freshman, Full-Time, Enrollment by Year and Gender, 28
 Freshman, Geographic Distribution, 29
 Full-Time Equivalent Enrollment, 33
 Fund Raising, See Alumni & Development
- General Information, 98-110
 Geographic Distribution, Alumni, 51
 Geographic Distribution, Freshman Class, 29
 Geographic Distribution, Undergraduates, 35
 Geographic Distribution, Undergraduate and Graduate International Students, 40
 Gifts to the University, 55
 Graduate Degrees Conferred, 41, 45
 Graduate Enrollment, Full- and Part-Time, 31, 32
 Graduation and Retention Rates, 47

FACT BOOK INDEX (CONTINUED)

Grant Statistics, See Research and Sponsored Projects

History, Boston College, 6-9

Honorary Degrees Awarded, 98-101

Honorary Degrees, Types Granted, 101

Information Technology Services, 79

Intercollegiate Sports Participation, 94

International Student and Scholar Statistics, 39-40

Intramural Sports Participation, 95

Jesuit Community at Boston College, 14

Language Laboratory, 78

Libraries, 76

Library Expenditures, 76

Library Holdings, 76

Library Services, 77

Library Special Collections, 78

Majors, Undergraduate, 36

Maps, Campus, 107-109

McMullen Museum of Art, 80

Minority Student Enrollment, See AHANA

Minors, Undergraduate, 37

Mission Statement, 2

Officers of the University, 15

Offices, 65

Organization Chart, Administration, 16

Organization Chart, Academic Vice President, 17

Organization Chart, Executive Vice President, 18

Personnel, Professional, Administrative, and Support Staff, 21

Personnel, Restricted Funded, 21

Physical Plant, 60-67

Presidents of Boston College, 98

Professional, Administrative, and Support Staff Personnel, 21

Profile, Boston College, 10

Properties, Boston College, 63

Research and Sponsored Projects, 82-91

Research Institutes and Centers, 89-91

Residence Hall Statistics by Building, 67

Restricted Funded Personnel, 21

Retention, Graduation Rates, 47

SAT, Average by Class, Freshman, 28

Sources of *Fact Book* Information, 104

Sponsored Activities, Highlights, 82

Sponsored Project Awards Summary, 82

Sponsored Projects by Department, 83

Sponsored Projects, Number Awards Received, 87

Sponsored Projects Dollar Amount Awards Received, 84

Sponsored Projects, Proposals Submitted, 86

Sponsored Projects, Selected Awards, 88

Sponsored Projects, Source and Application, 82

Sports Participation, Intercollegiate Statistics, 94

Sports Participation, Intramural, 95

Sports Records, Varsity, 94

Student Credit Hours by School, 31

Students, 28-47

Students Studying Abroad, 34

Summer Session Enrollment, 34

Teaching Fellows, Teaching Assistants, and Full-Time Faculty, 24

Transfer Students, Applications, Acceptances, and Enrollment, 30

Transfer Students, Enrollment by Previous Institution and Gender, 30

Trustee Associate Membership, 13-14

Trustee Membership, Board of, 12

Tuition and Fees, 72-73

Undergraduate Financial Aid, 46

Undergraduate Degrees Conferred, 41-44

Undergraduate Enrollment by Gender, 31, 32

Undergraduate Enrollment by School, 31, 32

Undergraduate Enrollment, Full- and Part-Time, 31, 32

Undergraduate Geographic Distribution, 35

Undergraduate Graduation and Retention Rates, 47

Undergraduate Majors, 36, 38

Undergraduate Minors, 37, 38

University Administrators, 19

University Archives, 78

Varsity Sports Records, 94

Web Server, Successful Page Deliveries, 79