


## Emergency?


### There's An App for That!

BC Safe is the official mobile safety app for Boston College. You can use the app throughout the day to find essential information and to quickly check bus schedules, weather updates, search for key contacts, get helpful travel information, access emergency guidance and much more.



The app is free and easy to download to your smartphone or tablet, just follow these simple instructions.

1. Download the BC Safe app by visiting either the Apple iTunes Store (iOS) or Google Play Store (Android).
2. Search for BC Safe and download it. Be sure to allow notifications, which pushes BC alerts to your device.
3. Launch the BC Safe App! Start exploring the app and become familiar with its capabilities and features.



## For More Information

Visit these resources for official and helpful emergency preparedness and response information:

**BC Emergency:** [www.bc.edu/emergency](http://www.bc.edu/emergency)

**BC Emergency Facebook:**  
[www.facebook.com/bcemergency](https://www.facebook.com/bcemergency)

**BC Emergency Twitter:**  
[www.twitter.com/bc\\_oem](https://www.twitter.com/bc_oem)

**BC Emergency Information Line:**  
888-BOS-COLL (888-267-2655)

**BC Police:** 617-552-4444 (emergency)  
617-552-4440 (non-emergency)

**DHS:** [www.ready.gov](http://www.ready.gov)

**MEMA:** [www.mass.gov/mema](http://www.mass.gov/mema)

**FEMA:** [www.fema.gov](http://www.fema.gov)

**Red Cross:** [www.redcross.org](http://www.redcross.org)

### OTHER CAMPUS RESOURCES

Boston College has extensive outreach services which are available to all of our students at any time:

Campus Ministry: 617-552-3475  
Office of Student Affairs: 617-552-3280  
Counseling Services: 617-552-3310  
Sexual Assault Network: 617-552-2211  
Health Services: 617-552-3225  
Work Order Center: 617-552-3048

### BC EMERGENCY MANAGEMENT ON SOCIAL MEDIA

[www.facebook.com/bcemergency](https://www.facebook.com/bcemergency)

[www.twitter.com/bc\\_oem](https://www.twitter.com/bc_oem)



## Are You Prepared For An Emergency?



Photo courtesy of the Office of Marketing Communication

**Be Alert!**  
**Be Informed!**  
**Be Prepared!**

Boston College  
Office of Emergency Management

[www.bc.edu/emergency](http://www.bc.edu/emergency) | [bc\\_emergency@bc.edu](mailto:bc_emergency@bc.edu)

## Important Terms to Know

**Watch:** Forecast issued well in advance to alert the public of the possibility of a particular weather related hazard (e.g. tornado watch, flash flood watch). The occurrence, location and timing may still be uncertain.

**Warning:** Forecast issued when weather or hazard is "imminent" or already occurring (e.g., tornado warning, flood warning). A warning is used for conditions posing threat to life or property.

**Evacuate:** To immediately leave a hazard location (i.e.: building, area of campus, etc.) due to an immediate health or life-threatening hazard.

**Shelter in Place:** To go and stay indoors when a situation occurs that may be a hazard to health or is life-threatening. Stay inside, lock doors/windows, shut off fans and air conditioners. Remain in place until told it is safe to leave.

## Hazards To Prepare For

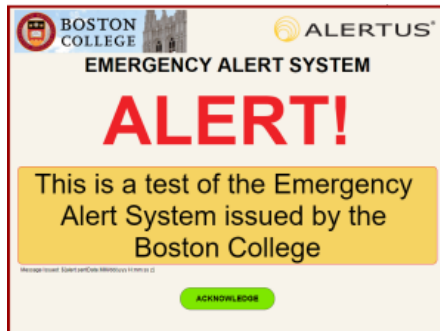
- Flood
- Winter Storm
- Tornado/Severe Thunderstorm
- Drought/Heat Wave
- Hurricane/Coastal Storm
- Earthquake
- Hazardous Materials Accident
- Power Outage
- Fire/Explosion
- Violent Acts
- Planned Events
- Water Supply Problem
- Transportation Accident
- Civil Disorder/Riot
- Building Collapse
- Suspicious Package/Bomb Threat
- Medical/Biological Emergency
- Cyber Attack



## BE INFORMED

Emergencies can happen anywhere, at any time, and often occur without warning.

It is important to know what hazards are possible, how you will be notified of an emergency, and where to get accurate information during an event.



Boston College uses several different methods of notification to alert members of the BC community of an emergency, including:

- Emails to bc.edu accounts
- Text alerts to cellphones & BC Safe App
- Computer pop-up messages (visit: bc.edu/alertus to download)
- Phone calls to select campus phones (i.e.: classrooms, blue lights, etc.)
- Website postings to www.bc.edu/emergency, www.bc.edu/bcinfo and www.bc.edu.
- Postings to the Facebook and Twitter feeds for BC Emergency Management, BC Police and the main Boston College channels
- Information on the emergency information line: 888-BOS-COLL (888-267-2655)
- Other methods (media, handouts, physical postings, loudspeakers, etc.)
- Share via word of mouth!



## MAKE A PLAN

Develop a plan now for an emergency so you know what to do and how to communicate. Have a plan for work, home and other areas you frequent.

Make sure you have an evacuation plan that includes:

- Two ways of out all rooms/buildings
- A predesignated meeting place for family, friends and/or roommates (one outside and a 2nd location further away)
- Emergency shelter locations

Make sure you have an emergency communication plan with family and friends:

- Designate a single family contact outside your area and how to reach them in an emergency
- Notify family or friends, or your designated family contact, if you are affected by an emergency so they know where you are

Do not call 911 or BC Police unless you need immediate assistance. For official information visit [www.bc.edu/emergency](http://www.bc.edu/emergency) or call 888-BOS-COLL.

Don't forget your pets! Develop a Pet Emergency Plan and supply kit and identify an emergency shelter. Remember, pets are not allowed in public emergency shelters for health reasons.



## BUILD A KIT

Everyone should have an emergency supply kit ready to sustain them for at least the first few hours of an emergency. Consider making multiple kits for your

residence hall, home, workplace, car and any other places where you ordinarily spend time. Your kit does not need to be extensive, but should include the basics.

Consider adding the following to your kit:



- Bottled water
- Canned or packaged food
- Manual can opener
- Battery-powered radio
- Flashlight
- Emergency light sticks
- Extra batteries
- First aid kit
- Toiletries
- Blanket (emergency type)
- Prescription medications (if taken)
- Eyeglasses/Contacts (if needed)
- Safety whistle (to attract attention)
- Dust mask and Surgical gloves
- Hand sanitizer

**Don't forget your keys, ID, license, wallet, credit cards, cell-phone and charger.**



## GET INVOLVED

Better prepare yourself for an emergency by

getting involved. Boston College has a number of training opportunities available to you to help you learn valuable and potentially lifesaving skills.

The Office of Emergency Management offers Campus Community Emergency Response Team

(C-CERT) training to members of the BC community. Learn how to use a fire extinguisher, basic first aid, light search and rescue, and much more.



Other trainings available through the Office of Emergency Management, the BC Police, BC EMS, EHS and others include:



- CPR
- First Aid
- EMT certification
- Rape Aggression Defense (R.A.D.)
- Active Shooter Awareness
- Just in Time

For more training information, visit: [www.bc.edu/content/bc-web/sites/campus-safety/emergency-management/How-to-Prepare.html](http://www.bc.edu/content/bc-web/sites/campus-safety/emergency-management/How-to-Prepare.html)