

# BOSTON COLLEGE


## ENROLLMENT & DEGREE HIGHLIGHTS

### ENROLLMENT FALL 2017

**9,781**

Undergraduate Students  
in 5 Schools

Morrissey College of Arts and Sciences



Carroll School of Management



Lynch School of Education



Connell School of Nursing



Woods College of Advancing Studies

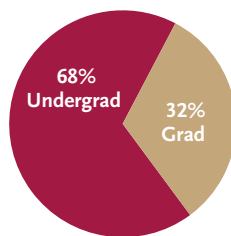


**14,419**

Total Students Enrolled

**13,520**

Full-Time Equivalent



**4,638**

Graduate Students  
in 8 Schools

Lynch School of Education **839**

Carroll School of Management **807**

Morrissey College of Arts and Sciences **779**

BC Law School **732**

School of Social Work **582**

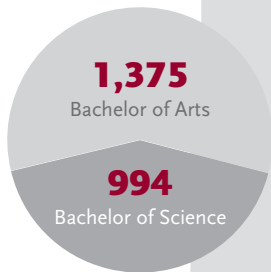
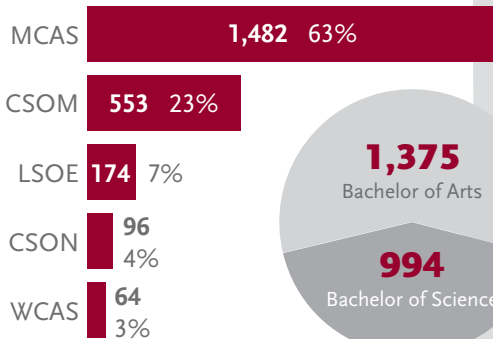
Woods College of Advancing Studies **317**

School of Theology and Ministry **315**

Connell School of Nursing **267**

### DEGREES AWARDED AUGUST 2016 - MAY 2017

#### Undergraduate Degrees By School



#### Undergraduate MCAS Degrees by Major Area



**4,123**

Total Degrees Awarded

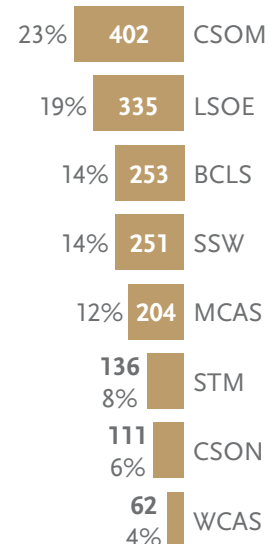
**48**

students completed  
an accelerated degree  
program (bachelor's +  
master's in 5 years)

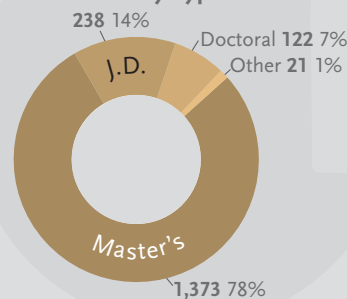
**68**

dual degrees  
awarded at the  
graduate level

#### Graduate Degrees By School



#### Graduate Degrees by Type



**2,369**

Total Undergraduate Degrees

**1,754**

Total Graduate Degrees

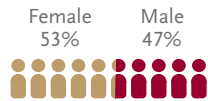
# UNDERGRADUATE DAY STUDENTS

FALL 2017 ENROLLMENT

## WHERE ARE THEY FROM?

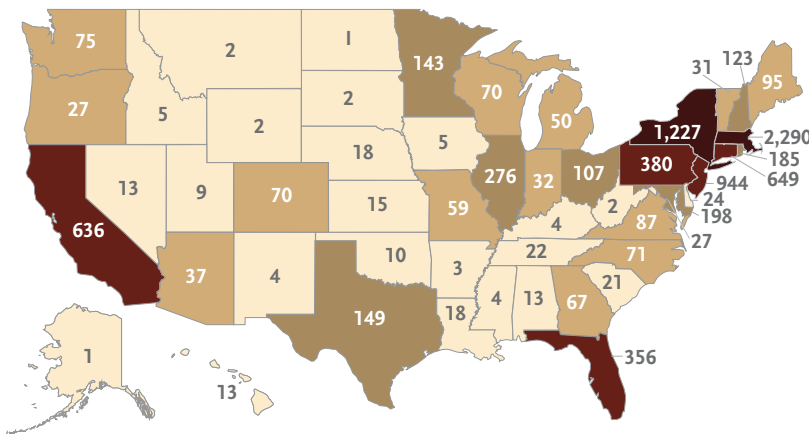
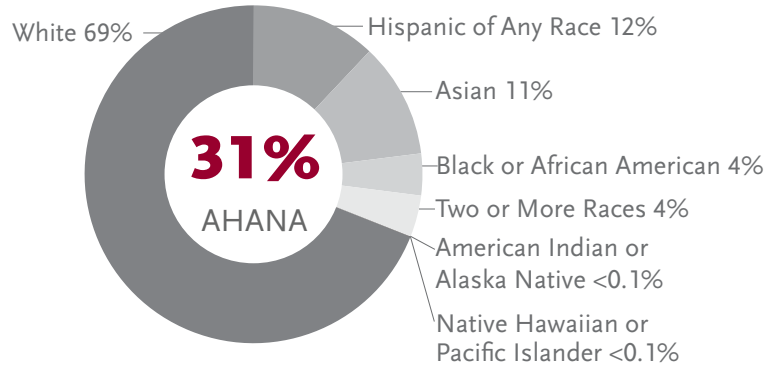
**9,358**

Total Undergraduate Day Students



International Students

### US Race/Ethnicity



### Top 5 Feeder States

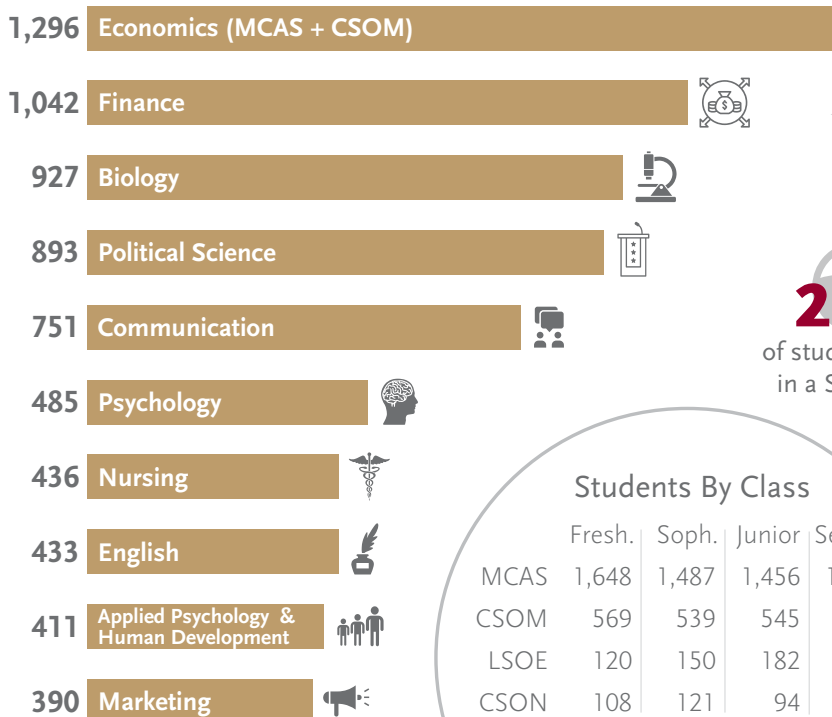
- Massachusetts 2,290
- New York 1,227
- New Jersey 944
- Connecticut 649
- California 636

### By US Region

- Northeast 68%
- South 12%
- West 10%
- Midwest 9%

## WHAT ARE THEY STUDYING?

### Top 10 Majors by Enrollment



**68%**

of students are enrolled in at least one of these 10 majors



**880**

students studied abroad in 2016-2017

**23%**

of students major in a STEM field

### Students By Class

	Fresh.	Soph.	Junior	Senior
MCAS	1,648	1,487	1,456	1,499
CSOM	569	539	545	579
LSOE	120	150	182	148
CSON	108	121	94	113

Nearly **1 in 4** are double majors

### Top 10 Minors by Enrollment

