


BOSTON COLLEGE

# Exchange Student Handbook



Office of International Programs

We are delighted that you have chosen to attend Boston College as an exchange student. We value the partnership that we have developed with your home university and look forward to welcoming you as a representative of your institution. Your presence will add a significant element to the international dimension of Boston College, and we hope you will take advantage of every opportunity to share your culture with our community.

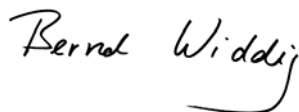
This handbook is intended to give you the vital information you will need to prepare for your trip to the United States and your first days in Boston. The information included here is not meant to be comprehensive — you will be given a complete information packet upon arrival — but rather to inform you of the things you need to do in order to make a smooth transition from home to Boston College. Please read everything carefully and feel free to contact us with any questions you might have. We are committed to making your stay with us as rewarding as possible.

At the Office of International Programs we want to provide you with a hassle-free transition. We work closely with numerous offices on the Boston College campus. One of those offices is the Office of International Students and Scholars (OISS), which is responsible for international student services on the Boston College campus. This office issued your visa documents and will work with you on any immigration-related matters. Please pay close attention to materials you receive from the Office of International Students and Scholars, especially since they are experts on immigration matters and will be responsible for helping you maintain your legal status in the United States.

As an exchange student, you are given the opportunity to study at Boston College for a semester or academic year as part of your academic program at your home university. Please note that it is not possible to transfer to Boston College to finish your degree. Boston College has a variety of graduate programs that will welcome your application once you have received your degree.

Please visit [www.bc.edu](http://www.bc.edu) for detailed campus information. For information on the Office of International Programs see [www.bc.edu/international](http://www.bc.edu/international).

We wish you all the best as you begin to prepare for your upcoming trip to Boston. Please let us know if we can be of any assistance.



Bernd Widdig, Ph.D.  
Director, Office of International Programs



Esther Messing  
Assistant Director for  
International Exchange Students

# TABLE OF CONTENTS

◆ <b>INTRODUCTION</b>	4
◆ <b>BEFORE YOU LEAVE HOME</b>	
• Student Visa	5
• Travel Plans	5
• Medical Insurance	6
• Living Expenses	6
◆ <b>YOUR FIRST DAYS IN BOSTON</b>	
• Getting to Boston College	7
• On-Campus Housing	8
• Off-Campus Housing	9
• Hotels and Temporary Housing	10
• Checking-in and Orientation	10
◆ <b>ACADEMICS</b>	
• Full-time Status	11
• Course Selection and Registration	11
• Drop/Add Period	13
• Faculty Advisors	13
• Tutoring	14
• English Classes for Non-Natives	14
• Transcripts of Academic Work	14
◆ <b>ADMINISTRATIVE ISSUES</b>	
• Student Identification Card	15
• Medical Insurance	15
• Health Services	16
• University Counseling Services	16
• Students with Disabilities	17
• E-mail	17
◆ <b>LIFE BEYOND ACADEMICS</b>	18
◆ <b>CONTACT INFORMATION</b>	20

# CHECKLIST

## ◆ BEFORE YOU LEAVE HOME

- Apply for F-1 or J-1 visa from local US Embassy or Consulate
- Make travel plans for arrival and departure from BC
- Secure on-campus or off-campus housing. If necessary, arrange temporary housing or hotel
- Complete and submit *Immunization and Health Forms* to BC University Health Services

## ◆ AT BOSTON COLLEGE

- Check in at the Office of Residential Life to pick up keys and get housing assignment or locate off-campus housing
- Check in at the Office of International Programs
- Check in at the Office of International Students and Scholars
- Attend orientation. Dates, times, and locations are in your acceptance packet
- Get student identification card, set up e-mail account, and establish library account. This process will be explained at the orientation.



# INTRODUCTION

## **Office of International Programs**

The Office of International Programs (OIP), located in Hovey House at 258 Hammond Street, is your primary contact while you are studying at BC. The exchange program that brought you here is administered jointly between OIP and a comparable office at your home university. In addition to admitting you to Boston College, we pre-register you for courses, assist with housing selection, and can assign you to a faculty academic advisor if you wish. We also maintain regular contact with our counterparts at your home university. Please feel free to come to us with any questions or problems before, during, or after your semester or year at Boston College.

Our office also sponsors the Exchange Mentor Program. This program aims to match you with a Boston College student who has studied abroad at your home university. Mentors maintain regular contact with their students.

OIP works alongside numerous offices on the Boston College campus to ensure that you have the same access to facilities, services, and opportunities as all other BC students. Other offices that you may come into contact with include: the Office of International Students and Scholars, Student Services, Health Services, Residential Life (which encompasses the On-Campus Housing Office and the Off-Campus Housing Office), and various academic departments.

## **Office of International Students and Scholars**

The Office of International Students and Scholars (OISS) is responsible for issuing the immigration documents required for international students to apply for a student visa. They also issue work authorization and advise on other issues related to maintaining legal status in the United States. In collaboration with OIP, OISS organizes a mandatory International Student Orientation each semester.

In addition to these important services, OISS sponsors programs for international students throughout the year, including welcome socials, Boston walking tours, the Thanksgiving Host Family Program, and many other activities. They also provide undergraduate international students with International Assistants, who are BC students serving as peer advisors to international students. You will meet these International Assistants during orientation.

## Things to Know Before You Leave Home

### Student Visa

As a participant of an exchange program to Boston College, you will most likely be entering the United States either on an F-1 student visa or a J-1 exchange visitor visa. To apply for a student visa you will need:

- the enclosed *Certificate of Eligibility Form I-20* for F-1 visa (or *Form DS2019* for J-1 visa)
- a passport valid for at least six months after your scheduled return to your home country
- proof of funding such as a letter from your bank

With these items, you must apply to the appropriate Embassy or Consulate General of the United States in your home country. If you are applying for an F-1 visa, be sure to complete the items on the bottom of pages 1 and 3 of your I-20 before applying for your visa.

It is important to understand that as an exchange student on a non-immigrant F-1 or J-1 visa you are required to be enrolled as a full-time student for the duration of your participation on the exchange program. Please refer to the Academics section for more information on full-time status.

### Travel Plans

As an exchange student, it is your responsibility to arrange for your arrival to and departure from the United States. Please refer to the *Academic Calendar* enclosed with your acceptance packet for important dates.

You should plan to arrive at Boston College on a weekday (Monday - Friday) between 9:00 am and 5:00 pm, when university offices are open to assist you. On-Campus Housing staff may be available on the weekend prior to the start of the semester. Details will be sent at a later date.

If you are planning to live off-campus and have not secured housing prior to departure you should arrive as early as possible (5-7 days) to look for housing before the beginning of orientation. Please see p. 9 for more information.



Courtesy BC Office of Marketing Communications

Also, please be aware that the following immigration regulations are in effect for all F-1 and J-1 students:

- New international students will not be permitted to enter the U.S. more than 30 days before the start date of their program as indicated on the I-20 or DS2019 form.
- Upon completion of studies (i.e. the end date listed on the I-20 or DS2019), F-1 students are permitted to remain in the U.S. for 60 days and J-1 students are permitted to remain in the US for 30 days.

Additional immigration information is available at the following web site:  
<http://www.bc.edu/offices/odsd/intercultural/immigration.html>.

### Medical Insurance

The Commonwealth of Massachusetts requires all full-time students (both American and international) attending colleges and universities in Massachusetts to subscribe to a US-based insurance plan. You will be automatically enrolled in the BC medical insurance upon your admission to the university. If you do not want this insurance, you must submit proof of insurance with a provider that has a US office after your arrival. Please see p. 15 for more information on BC medical insurance.

### Living Expenses

Past exchange students have been surprised by the cost differences between their home country and the Boston area. When estimating the costs of your studies and living in Boston, be sure to budget for housing, meals, transportation, books, entertainment, and any travels you plan to take beyond the local Boston area. Specific information on costs can be found on the Estimated Expenses page in the back of this handbook.



Granby, Massachusetts

# YOUR FIRST DAYS IN BOSTON


## Getting To Boston College

Most students come to Boston by flying to Logan International Airport. Getting to Boston College from Logan is not hard and can be done in many ways:

### Taxi and Airport Shuttle

The simplest, yet most expensive, way to get to Boston College is by taxi.

Another alternative is to utilize one of the private airport shuttle services that operate from Logan and will drop you off at Boston College. Prices vary by company. You might need to make a reservation in advance. For a listing of shuttle services available at Logan, visit [www.massport.com/logan](http://www.massport.com/logan). A listing of private car services can be found on the internet by Googling “livery services in Boston.”



Courtesy BC Office of Marketing Communications

### Public Transportation

Finally, you can utilize public transportation to get to Boston College. The subway is known locally as the “T.” For more information consult the Massachusetts Bay Transportation Authority website at [www.mbtta.com](http://www.mbtta.com).

To take the “T” to Boston College, take the airport shuttle bus to the Airport subway stop. Take the “Blue Line” subway from the airport to the “Government Center” subway stop, where you should change trains to the “Green Line.” Please note that there are four branches of the Green Line! Be sure to take the “B-Line” train outbound, destination “Boston College,” and get off at the last stop. A public transportation map is included in your acceptance package. Obtain a reusable “Charlie Card” at the subway station to reduce your T fare.

For more information on Logan International Airport and traveling into Boston from the airport, please consult [www.massport.com/logan](http://www.massport.com/logan).



## Moving Into On-Campus Housing

Boston College has a number of residence halls. If you will be living on-campus, we try to place you in residence halls with kitchen facilities. Students living in rooms without access to kitchen facilities are required to purchase the Boston College meal plan, which pays for meals in the campus dining halls throughout the semester. Students living in rooms with kitchen access have the option of purchasing the meal plan. If you do not wish to purchase the full meal plan, you should strongly consider the “self-catering” option, which allows you to purchase "Dining Bucks" in smaller amounts throughout the semester. For more information on meal plans and Dining Bucks visit the Dining Services web site at [www.bc.edu/offices/bcdfs](http://www.bc.edu/offices/bcdfs).

Please be aware that sheets, blankets, pillows, towels, etc. are not provided in the residence halls. These items can be purchased inexpensively in Boston, so you may not want to take up luggage space with bedding and towels.

The cost for on-campus housing varies by residence hall and room arrangement. You will be assigned to available housing and will not be able to request a specific residence hall. Your BC student account will be billed once your housing assignment is confirmed. You are then responsible for paying for your housing upon arrival at Boston College.

Every student on campus has a private phone number and a phone jack in her/his room. You must provide your own telephone, which can be purchased inexpensively in nearby stores. Local telephone service and voice mail are free. Campus rates for long distance and overseas calls are very competitive. Long distance calls are billed to your student account. Many students also use cell phones and Skype for long distance and international calls.


All on-campus rooms have free internet access, available through either an Ethernet cable or wireless device. Contact 617/552-4357 with questions.

Students with on-campus housing can move into their rooms on the first day of the International Student Orientation for Fall/Full Year students, or on the day before the Exchange Student Orientation for Spring students (see the enclosed *Academic Calendar*). Be sure to arrive between 9:00 am and 5:00 pm, when the housing office will be open to check you in and give you your room key. The On-Campus Housing Office phone number is 617-552-3060.

If you plan to arrive outside of normal business hours, please notify OIP as soon as you make your travel plans so we can inform the housing office. Upon arrival at BC, you should go directly to your residence hall and ask for the RA (Resident Assistant) on call. The RA will let you into your room and you can pick up your key on the next business day from the Residential Life office.

## Off-Campus Housing

If you will be living off-campus, you will need to make your own housing arrangements. The Boston College Off-Campus Housing Office has up-to-date lists of apartments and roommate openings near Boston College and acts as a referral source for rooms in private homes. Your name will be given to the Off-Campus Housing Office and they will contact you and assist you in your housing search. The staff can advise you on suitable arrangements, convenient locations, etc. However, they cannot make arrangements on your behalf. If you choose to utilize the above services, it is possible that you may secure housing prior to your arrival in the United States.



Courtesy BC Office of Marketing Communications

Because apartment rentals in the BC area are expensive, many international students either share an apartment with other students or live with families in private homes in the surrounding area. We advise all exchange students who will be seeking off-campus housing to arrive at least 5-7 days before orientation in order to have enough time to make the necessary arrangements. You should also make necessary hotel arrangements prior to arrival (see the Hotels and Temporary Housing section for suggestions).

Finally, be sure to carefully read your lease or other agreements to rent an apartment before signing and make certain that you understand the terms. If you are unclear about what a particular document means, consult the Off-Campus Housing Office for advice. There are laws to protect tenants in Massachusetts, so be sure to find out what your rights are in case you run into a conflict with your landlord.

The Off-Campus Housing Office web site offers helpful hints to assist you in your search. To access their web site, go to [www.bc.edu/housing](http://www.bc.edu/housing) and click on the Off-Campus Housing link on the left sidebar.

Once you have settled into your accommodations for the semester, be sure to inform OIP of your address and phone number so that we know how to contact you when necessary. You will receive a local housing notification form in your orientation packet.

## Hotels and Temporary Housing

If you will be arriving in Boston early to find off-campus housing or have accompanying guests who need temporary housing, you can obtain lists of temporary accommodation options from the Off-Campus Housing web site at [www.bc.edu/housing](http://www.bc.edu/housing) (click on the Off-Campus Housing link).

## Checking In

As an exchange student at Boston College, there are two offices with which you must check in during normal business hours (Monday to Friday, 9am - 5pm) upon arrival at Boston College: the Office of International Programs (OIP) and the Office of International Students and Scholars (OISS).

Upon your arrival, please come to OIP in Hovey House and check in so that we know that you have arrived safely.

You then need to check in with OISS. All international students are required under the terms of their visas to check in officially at the Office of International Students and Scholars for immigration purposes. You will need your passport with the white I-94 card attached, as well as your I-20 or DS2019 form in order to check in.

## Orientation

The Office of International Programs, in collaboration with the Office of International Students and Scholars, sponsors an orientation program for all new international students which includes new exchange students. For fall and full year students orientation takes place the week before classes begin in September. Spring students have orientation prior to the first week of classes in January. The orientation will provide you not only with important information about Boston College, but also with valuable opportunities to meet other exchange students, staff members, and Boston College students.

An important part of this program is the English Placement Test, administered to non-native English speakers. All international students, including exchange students, are required to take this test if their first language is not English.

Please see the OISS letter in your acceptance packet for additional information about the orientation.

# ACADEMICS

## Full-Time Status

All international students in the US are required to maintain full-time student status for the duration of their studies in the US. Undergraduates must be enrolled in a minimum of 12 credits per semester. Graduate students must be enrolled in a minimum of 9 credits per semester. Undergraduate exchange students should expect to take between 12 and 15 credits per semester. Graduate exchange students should expect to take between 9 and 12 credits per semester. Failure to maintain full-time status will affect your legal status in the United States, so it is very important to be enrolled in the appropriate number of credits.

## Selecting and Registering for Courses

We attempt to register you for the classes you requested on your application, but please keep in mind that you must be flexible about what courses you will take. We cannot guarantee that you will get all of the classes you request. If you need to make any alterations to the courses you selected on your application, please e-mail OIP at [oipexchange@bc.edu](mailto:oipexchange@bc.edu).

When selecting courses, there are a number of factors that must be taken into account. First, be sure to choose courses that correspond to the level at which you were admitted to BC. Your acceptance letter states if you were accepted as an undergraduate or graduate student. Second, be sure to select courses that correspond to your level of experience with the subject matter. Each course listing on the BC course web site gives the course level. Levels for all BC courses are:

- CORE: Fulfills university core requirements. Fairly basic courses open to undergraduate students from any field of study.
- ONE: Undergraduate elective courses open to students from any field of study.
- TWO: Undergraduate courses designed primarily for those specializing in that field of study.
- THREE: Upper-level courses for undergraduate and graduate registration. Most suited to those with background knowledge of the general subject matter and specializing in that field of study.

GRAD: For those admitted as graduate students. Requires advanced knowledge of general subject matter. Please note that some of these courses are open to undergraduate students with the permission of the professor.

Undergraduate students should select courses with a level of Core, One, Two, or Three. Graduate students should select courses with a level of Grad or Three.

Course listings on the BC course web site ([www.bc.edu/courses](http://www.bc.edu/courses)) look similar to this:

Index	Course #	Credits	Level	Title	Instructor	Bldg	Room	Time
9398	BI200 01	3	TWO	Biology	DEPT			MWF 11
0569	HS181 03	3	ONE	American Civilization	Singleton			TTH 9*

In these examples, the **index** is the number used to register for the course (you must include this number on your *Course Registration Form*). The **course number** includes a two-letter abbreviation for the department (e.g. BI = Biology, HS = History), followed by the three-digit course number. The two numbers following the course number indicate the section. Popular courses such as HS181 are offered in different sections to keep class sizes small. In the example above, the course selected is section 3 of HS181. Each of the courses in these examples carries a 3-credit load, which is the most common load for university courses. It is your responsibility to make sure that you have had all prerequisites required for any course that you are requesting.

Courses typically meet several times a week. Classes that meet Monday, Wednesday and Friday (MWF) are generally 50 minutes long, while Tuesday, Thursday (TTH) classes are typically 75 minutes. These classes are indicated in the course listing with an asterisk (\*).

Some courses may require co-registration for a supplementary lab or discussion section and this will be stated in the course listing. Enrollment in some courses may be restricted to majors only or may require department permission prior to registration. We are not able to pre-register you for restricted courses, but you will be able to appeal to the department or professor after you arrive to ask for special permission to enroll in such a class. Likewise, undergraduates who seek to enroll in graduate-level courses will need to seek direct permission from the instructor after arrival in Boston. It is fairly unusual for undergraduates to obtain approval for graduate courses and you should not count on being able to do so.

Finally, please note that many courses “close” during the early registration period. Each course is listed in the computer with a maximum number of students who can enroll. Once that limit is reached, the computer will not allow any additional registration in that course. If you find that a course you need is closed, you will have to appeal to the professor (either by e-mail prior to your arrival or after you arrive) for an “override” to allow you into the class. This is not uncommon and most professors are sympathetic to reasonable requests from exchange students. However, it is not guaranteed that you will receive an override for a closed course.

Please look for classes offered in the semester in which you will be attending (e.g., Fall, Spring) even if the list is for the previous year. For the most current listing of available courses, see [www.bc.edu/courses](http://www.bc.edu/courses).


## Drop/Add

The first week of classes at the beginning of each semester is called the “Drop/Add” period. At this time you can make changes to your course schedule, adding and/or dropping courses as needed. Don’t worry if you do not have all of the courses that you need by the time classes start. You will have this period of time to make adjustments to your course schedule, seek overrides as needed, etc.

Your OIP exchange advisor can help you with most registration needs, including add/drop. Registration matters can also be handled at Student Services in Lyons Hall or on the computer via AGORA. You will receive more specific information about these resources upon arrival. In the meantime, refer all course requests to OIP.

## Faculty Advisors

You may request a faculty advisor for assistance with academic planning for your semester or year at BC. We will make advisor placements based upon your field of study. If your advisor at home already knows a particular professor at BC, or if you have already made contact with a professor here and you would like him/her to be your advisor, please let us know. If you request a faculty advisor, you will be required to meet with them by appointment during the first week of classes and throughout the semester as necessary.



Courtesy BC Office of Marketing Communications

## Tutoring

The Connors Family Learning Center offers free tutoring for more than 60 undergraduate and some graduate courses, including writing and English as a Second Language. Intensive, small-group supplemental instruction sessions are available in several courses, and tutoring and assistance in improving academic writing. For more information about services provided by the Learning Center, go to [www.bc.edu/libraries/centers/connors/](http://www.bc.edu/libraries/centers/connors/).

## English Classes for Non-Native Speakers

If your native language is not English you will be required to take a placement examination during the Orientation in the fall or during the first week of classes in January. If necessary, students will be recommended for a particular course based upon the results of this examination. The Program in English for Foreign Students is based in the English Department and offers several courses in college-level English for non-native speakers. Recent course offerings include:

- EN 118 Essential of English Composition: extensive practice in writing and editing academic prose
- EN119 The Craft of Writing: practice writing academic essays and exposure to English rhetoric, with emphasis on written analysis and the logical support of ideas

In order to enroll in one of these courses, you **must have taken** the placement test.

## Transcripts of Academic Work

At the end of your time at Boston College, we will send an official transcript of the academic work you completed to your home university. Before we can release your BC transcript to your home university, however, you must clear any outstanding debts to Boston College that you may have. Be sure that all long-distance phone calls, on-campus housing fees, insurance, meals, etc. have been paid for.

Your BC student account must show a zero balance before you leave Boston or we will not be able to release your transcript.

# ADMINISTRATIVE ISSUES

## Student Identification Cards

If you submitted the required passport-size photographs with your Exchange Student Application you will receive your student ID card during orientation. If you did not send us photos, you will be able to have your ID card made at Student Services in Lyons Hall following orientation.

Your Boston College student identification card (“Eagle ID”) is a very important item for you to have. In addition to identifying you as a BC student, the card enables you to check books out from the library, to make purchases at the BC bookstore, to access your student record and account from “U-VIEW” computers around campus, and to make use of the BC Flynn Recreation Complex (fee required), among other services. Be sure to keep your Eagle ID with you at all times and do not lose it. A replacement fee will be charged by Student Services for lost cards.

## Medical Insurance

As explained in the Things to Know Before You Leave Home section, the Commonwealth of Massachusetts requires all students enrolled in a Massachusetts college or university to be covered by a US-based medical insurance plan. Therefore, you have been automatically enrolled in the Boston College medical insurance policy which provides adequate coverage during your stay at BC, including travel within and outside the US during your period of coverage. Your student account was billed upon registration at BC. As an exchange student it is your responsibility to pay for your insurance, which can be done at Student Services. Full year students will be automatically re-enrolled in the insurance plan for their second semester. You can find more information on the BC medical insurance coverage on the BC web site at [www.bc.edu/offices/uhs/services/insurance](http://www.bc.edu/offices/uhs/services/insurance).

If you do not want to be covered by BC medical insurance, you must be covered by insurance that is US-based or has a US contact office. You must have proof of this insurance. If your insurance is comparable, you will be allowed to waive the BC insurance and your student account will be credited accordingly. Please note that it is not possible to have your medical insurance evaluated before you arrive at Boston College.



## Health Services

The Health Services Center at Boston College offers a range of services to BC students. Staffed by first-class doctors, nurse practitioners, and other medical staff, the Health Services Center is equipped to handle health emergencies, minor illnesses and questions about healthy living. While the general health services offered are comprehensive, if you require specialty care you can be referred to a qualified specialist.

All undergraduate exchange students who live on-campus are required to pay the Health Services fee. Exchange students who live off-campus are also entitled to this service for the same fee. Off-campus students can either pay in advance, or the first time the service is used. We strongly recommend that you utilize the Health Services if necessary. Services covered by the fee are detailed on the Boston College Health Services website at [www.bc.edu/offices/uhs](http://www.bc.edu/offices/uhs).

Please note that Health Services fee is not the same as medical insurance. You must still have adequate medical insurance coverage, especially for such things as hospitalization, emergency room visits, diagnostic testing, x-rays, etc., which are not covered by the Health Services fee.

## University Counseling Services

Sometimes students find adjusting to a new culture and new academic environment very challenging. The Counseling Services Office provides caring, professional support and assistance to full-time students who request it. Selected staff members in Counseling Services have extensive experience with cross-cultural issues and are especially well-suited to help students who are experiencing culture shock. It is very common in the United States for students to seek the help of counseling professionals when dealing with challenging situations. In fact, thousands of students take advantage of the services offered by Counseling Services for a variety of issues each year.



Courtesy BC Office of Marketing Communications

The services offered by Counseling Services (at no additional cost) include short-term individual counseling and psychotherapy as well as a limited number of counseling groups. If you wish to speak with a counselor you can make an appointment by calling 617-552-3310 or by visiting the Counseling Office in Gasson Hall 108.

Also, please remember that OIP staff is always available and willing to help if you have any questions, either academic or personal. Most of our staff members have studied and/or lived outside the US and know firsthand the challenges of adapting to a new country and culture.

## **Students with Disabilities**

Boston College provides a range of services and accommodations for students with physical or learning disabilities. If you require additional assistance because of a disability, feel free to share that information with your OIP exchange advisor. You may also contact the Boston College Coordinator of Special Needs Services in Gasson Hall 108, telephone: 617-552-3310.

## **E-mail**

Every student enrolled at Boston College is eligible to receive an e-mail account. You may obtain your account after arriving at BC by presenting your BC ID card at the Campus Technology Resource Center (CTRC) located on the second floor of the O'Neill Library. The use of your BC email account is required once you have arrived on-campus. If you have another address that you



prefer to use, set up your BC account (by using AGORA) to forward all messages to the alternate account. OIP and other BC offices will send all information during your time at Boston College to your BC email address.

# LIFE BEYOND ACADEMICS

## Religion

As a Catholic and Jesuit institution, Boston College is sensitive to the spiritual needs of all members of the BC community, whatever their respective faiths or philosophical traditions. Catholic Masses are offered throughout the week in several locations on campus and are open to all BC students, faculty and staff. The Campus Ministry Office offers spiritual counseling and guidance to students, as well as volunteer service opportunities in Boston and other parts of the world. Campus Ministry also provides information and support for people of all religious and spiritual traditions by maintaining a list of churches, temples and synagogues in the Boston College area. Various student clubs, including the Asian Christian Fellowship, Jewish Students' Association, and Muslim Students' Association, provide a sense of community and support for students of various spiritual traditions.

## Activities/Opportunities

There is a wide variety of clubs and activities to meet any student's interests, including several intercultural clubs focusing on individual countries or regions. An Activities Fair early in the Fall Semester will give you an opportunity to learn about many of these opportunities and speak to some of the students involved. For students on exchange during the Spring semester, the Office of the Dean for Student Development has a list of all BC clubs and activities ([www.bc.edu/a-z/clubs/](http://www.bc.edu/a-z/clubs/)). Don't pass up this opportunity to learn about American culture outside the classroom. Students who get involved in activities at Boston College consistently enjoy their experience here more than those who do not get involved. For this reason, we strongly encourage you to join at least one club while you are here.



Courtesy BC Office of Marketing Communications



## **Sports in American University Culture**

Many international students are surprised at the level of importance placed on intercollegiate sports in the United States. American football, particularly, draws thousands of screaming fans every Saturday during football season, with students cheering for the home team. This is very much a part of American college culture and, even if you are not a sports fan, it is something you should experience during your time as a student in the United States. You may not know anything about the intricate rules of American sports like football, hockey and basketball. However, the experience of sitting in a crowded stadium, cheering, listening to the band, watching the crowd, and even trying to follow the game, is a true American experience and should not be missed.

## **Recreation Complex**

The Flynn Recreation Complex provides Boston College students with a broad array of sports and physical fitness opportunities, from aerobics to weight lifting and swimming. As an exchange student you have the option of joining the “RecPlex” for a semester or academic year (membership fees apply). If you choose not to join the “RecPlex” you may still use the facilities by presenting your BC ID card and paying a small fee per visit.

# CONTACT INFORMATION

## Office of International Programs

Location: Hovey House, 258 Hammond Street  
Mailing Address: Hovey House, 140 Commonwealth Avenue  
Chestnut Hill, MA 02467-3926  
Phone: 617/552-3827 Fax: 617/552-0647  
Email: [oiexchange@bc.edu](mailto:oiexchange@bc.edu)  
Web: [www.bc.edu/international](http://www.bc.edu/international)  
Director: Bernd Widdig  
Email: [widdig@bc.edu](mailto:widdig@bc.edu)  
Assistant Director for Exchange Students: Esther Messing  
Email: [messines@bc.edu](mailto:messines@bc.edu)

## Office of International Students and Scholars

Location: 21 Campanella Way - Suite 249  
Mailing Address: 140 Commonwealth Avenue  
Chestnut Hill, MA 02467-3926  
Phone: 617/552-8005 Fax: 617/552-2190  
Web: [www.bc.edu/offices/odsd/intercultural](http://www.bc.edu/offices/odsd/intercultural)  
Director: Adrienne Nussbaum  
Email: [adrienne.nussbaum@bc.edu](mailto:adrienne.nussbaum@bc.edu)

## Office of Residential Life

Contact: On-Campus Housing, Off-Campus Housing Advice  
Web: [www.bc.edu/offices/reslife](http://www.bc.edu/offices/reslife)

## Office of Student Services

Contact: Billing, Medical Insurance, ID, Course Registration  
Web: [www.bc.edu/offices/stserv](http://www.bc.edu/offices/stserv)

## University Health Services

Contact: Immunization, Health and Wellness Issues  
Web: [www.bc.edu/offices/uhs](http://www.bc.edu/offices/uhs)

## University Counseling Services

Contact: Personal Counseling  
Web: [www.bc.edu/offices/counseling](http://www.bc.edu/offices/counseling)

# ESTIMATED EXPENSES

## 2010-2011

### Average Cost of Apartment/Room Rental

**Studio Apartment:** \$1000 - \$1300 per month \*

**One Bedroom Apartment:** \$1200 - \$1550 per month \*

**Two Bedroom Apartment:** \$1400 - \$2000 per month \*

**Three-Four Bedroom Apartment:** \$2000 - \$3800 per month \*

**Private Room in Local Home:** \$500 - \$900 per month \*

\*Please note: Boston rental agents often charge one half or one full month's rent as a commission fee (also known as a "Finder's Fee")

### On-Campus Housing

**Shared Room:** \$1100 per person per month

### Meals and Books

**Campus Meal Plan:** \$2300 per semester for full meal plan

**No Meal Plan:** \$1500 per semester

**Books:** \$600 per semester

### Other Expenses

**Medical Insurance:** \$871 (Fall semester); \$1027 (Spring semester) \*\*

**University Health Services:** \$210 per semester \*\*

**Flynn Recreation Complex:** \$140 per semester

\*\*The BC Medical Insurance plan is mandatory unless you can demonstrate coverage by an insurer with a U.S. office. The University Health Services fee is required for on-campus students.

**Personal Expenses:** These will vary significantly according to the individual, but students should budget approximately \$2000 per semester.

### Transportation from Logan Airport to BC

**Taxi:** approximately \$60

**Private Airport Shuttle:** approximately \$50

**Subway ("T") Ride :** \$2.00 cash payment or \$1.70 using a "Charlie Card"