

## Foreword

---

The newly established Office of Institutional Research is pleased to present the **Boston College Fact Book, 2004-2005**, the 32<sup>nd</sup> edition of this publication.

This book is intended as a single, readily accessible, consistent source of information about the Boston College Community, its resources, and its operations. It is a summary of institutional data gathered from many areas of the University, compiled to capture the 2003-2004 Fiscal and Academic Year, and the fall semester of the 2004-2005 Academic Year. Where appropriate, multiple years of data are provided for historical perspective. It is not all encompassing but will provide pertinent facts and figures valuable to administrators, faculty, staff, and students alike.

Sincere appreciation is extended to all contributors who offered their time and expertise to maintain the greatest possible accuracy and standardization of their data. We are indebted to IR staff members Jessica Greene, Carol Pepin, and Margaret Ryan for their assistance and input. A special thank you is also extended to graduate students, Jackie Gould and Thomas McGuinness, for their diligence and attention to detail.

A concerted effort is made to make this publication an increasingly more useful reference, at the same time enhancing your understanding of the scope and progress of the University. We welcome your comments and suggestions toward that goal.

This fact book, as well as those from previous years, is available in its entirety at <http://www.bc.edu/factbook>.

Christine Buscemi  
Editor and Project Administrator  
Office of Institutional Research

Kelli J. Armstrong  
Director  
Office of Institutional Research

March 2005

## The Mission of Boston College

---

Strengthened by more than a century and a quarter of dedication to academic excellence, Boston College commits itself to the highest standards of teaching and research in undergraduate, graduate, and professional programs and to the pursuit of a just society through its own accomplishments, the work of its faculty and staff, and the achievements of its graduates. It seeks both to advance its place among the nation's finest universities and to bring to the company of its distinguished peers and to contemporary society the richness of the Catholic intellectual ideal of a mutually illuminating relationship between religious faith and free intellectual inquiry.

Boston College draws inspiration for its academic and societal mission from its distinctive religious tradition. As a Catholic and Jesuit university, it is rooted in a world view that encounters God in all creation and through all human activity, especially in the search for truth in every discipline, in the desire to learn, and in the call to live justly together. In this spirit, the University regards the contribution of different religious traditions and value systems as essential to the fullness of its intellectual life and to the continuous development of its distinctive intellectual heritage.

Boston College pursues this distinctive mission by serving society in three ways:

- by fostering the rigorous intellectual development and the religious, ethical, and personal formation of its undergraduate, graduate, and professional students in order to prepare them for citizenship, service, and leadership in a global society;
- by producing nationally and internationally significant research that advances insight and understanding, thereby both enriching culture and addressing important societal needs; and
- by committing itself to advance the dialogue between religious belief and other formative elements of culture through the intellectual inquiry, teaching and learning, and the community life that form the University.

Boston College fulfills this mission with a deep concern for all members of its community, with a recognition of the important contribution a diverse student body, faculty, and staff can offer, with a firm commitment to academic freedom, and with a determination to exercise careful stewardship of its resources in pursuit of its academic goals

## Table of Contents

Foreword.....	2
The Mission of Boston College .....	2
A Brief History of Boston College .....	6
A Boston College Chronology .....	7
Boston College Profile .....	11

## Administration & Faculty

Board of Trustee Membership .....	14
Trustee Associate Membership .....	15
Board of Trustee Chairmen.....	16
The Jesuit Community at Boston College.....	16
Officers of the University .....	17
Academic Administration .....	17
Chart of Administration .....	18
Academic Vice President Units .....	19
Executive Vice President Units.....	20
University Administrators.....	21
Department Chairpersons.....	22
Professional, Administrative, and Support Staff Personnel by Gender .....	23
Restricted Funded Personnel by Gender and FTE.....	23
Faculty:	
by School and Rank.....	24
by School and Gender .....	24
by School and Tenure Status .....	24
by Highest Degree Earned and Rank .....	25
by Highest Degree Earned and Gender .....	25
by Rank and Gender .....	25
Full-Time Equivalent by School.....	26
Full-Time Faculty, Teaching Fellows, and Teaching Assistants:	
by School and Department .....	26
Faculty Compensation:	
by Rank.....	27
by Rank, Average Compared to AAUP Category I .....	27

## Students

Freshman Enrollment by Year and Gender (Full-Time) .....	30
Freshman Admission Profile .....	30
Freshman Applications, Acceptances, and Enrollment (Full-Time) .....	30
Class of 2008 Applications, Acceptances, and Enrollment – Geographic Distribution .....	31
Top Cross Application Competitor Schools of Enrolling Freshmen.....	32
Undergraduate Transfer Students:	
Applications, Acceptances, and Enrollment (Full-Time).....	32
by Type of Previous Institution and Gender .....	32
Enrollment:	
by School, Gender, and Full- and Part-Time .....	33
Student Credit Hours by School .....	33
by School, Gender, and Full- and Part-Time (Five Years).....	34
AHANA and International Enrollment by Gender.....	34
Full-Time Equivalent by School .....	35
Undergraduate On-Campus Residence .....	36

Undergraduates Studying Abroad.....	36
Summer Session Enrollment.....	36
Geographic Distribution of Undergraduate Students .....	37
Undergraduate Majors by School .....	38
Undergraduate Minors by School .....	39
Most Popular Undergraduate Majors .....	40
Disciplines with Largest Increases in Undergraduate Majors .....	40
Most Popular Undergraduate Minors .....	40
International Students and Scholars:	
by School .....	41
by Class or Program.....	41
by Gender and Program.....	41
by Country .....	42
Degrees Conferred:	
Undergraduate and Graduate by Degree and Gender .....	43
Undergraduate by Degree and Number of Majors .....	44
Undergraduate by Major.....	45
Undergraduate by School and Major.....	46
Graduate by School, Degree, Primary Field, and Gender.....	47
Undergraduate Financial Aid:	
Dollars Awarded.....	48
Average Need-Based Financial Aid .....	48
Undergraduate Student Graduation and Retention Rates .....	49
Competitive Fellowships and Awards.....	49

## Alumni & Development

Alumni Association National Board of Directors .....	52
Alumni Association Regional Chapters .....	52
Alumni Association Achievement Awards.....	52
Alumni Geographic Distribution .....	53
Living Alumni by Primary School and Class.....	54
Living Alumni by Gender and Class.....	56
Gifts to the University .....	57
Individual Donors by Giving Club.....	57
Alumni Donors by Primary School and Class.....	58

## Physical Plant

Buildings Related to Boston College Operations .....	62
Boston College Properties .....	64
New Properties .....	64
Summary of Building Use.....	64
Facility Capacities .....	65
Classrooms .....	65
Dining Facilities .....	65
Offices .....	66
Residence Hall Capacities .....	67

## Finance

Highlights of Financial Operations.....	70
Condensed Statement of Financial Position.....	71
Tuition and Fees .....	72
Undergraduate Tuition Restated in 1982-84 Dollars.....	73

## Academic Resources & Technology

Boston College Libraries .....	76
Boston College Library Holdings .....	76
Expenditures for Library Materials.....	76
Digital Library Services.....	77
John J. Burns Library of Rare Books and Special Collections.....	78
Language Laboratory .....	78
University Archives .....	78
Information Technology Services .....	79
Successful Email Deliveries .....	79
Successful Page Deliveries by <i>www.bc.edu</i> Web Server .....	79
Connors Family Learning Center .....	80
McMullen Museum of Art .....	80
McMullen Museum Exhibits, Academic Year 2004-2005 .....	81

## Research & Sponsored Projects

Highlights of Sponsored Activities .....	84
Summary of Sponsored Project Awards .....	84
Sponsored Projects, Source and Application of Funding.....	84
Sponsored Projects by Department.....	85
Dollar Amount of Sponsored Project Awards Received .....	86
Sponsored Projects Activity.....	87
Number of Sponsored Project Proposals Submitted, by Department.....	88
Number of Sponsored Project Awards Received, by Department.....	89
Selected Sponsored Project Awards .....	90
University Research Institutes and Centers .....	91

## Athletics

Intercollegiate Athletic Season Highlights .....	96
Varsity Sports Records .....	99
Intramural Sports Participation.....	99
Intercollegiate Sports Participation .....	99

## General Information

Founder of Boston College.....	102
Presidents of Boston College .....	102
Honorary Degrees Awarded.....	102
Honorary Degrees Granted .....	105
Types of Degrees Conferred.....	105
Accrediting Agencies .....	106
Association Memberships.....	106
Academic Department Locations .....	107
Academic Calendars .....	108
Sources of <i>Fact Book</i> Information .....	108
Photography Credits .....	108
Index .....	109
Campus Maps.....	111

---

## A Brief History of Boston College

---

Boston College was founded by the Society of Jesus in 1863, and is one of twenty-eight Jesuit colleges and universities in the United States. With three teachers and twenty-two students, the school opened its doors on September 5, 1864. At the outset and for more than seven decades of its first century, the college remained an exclusively liberal arts institution with emphasis on the Greek and Latin classics, English and modern languages and with more attention to philosophy than to the physical or social sciences. Religion, of course, had its place in the classroom as well as in the nonacademic life of the college.

Originally located on Harrison Avenue in the South End of Boston, where it shared quarters with the Boston College High School, the College outgrew its urban setting toward the end of its first fifty years. A new location was selected in Chestnut Hill, then almost rural, and four parcels of land were acquired in 1907. A design competition for the development of the campus was won by the firm of Maginnis and Walsh, and ground was broken on June 19, 1909, for the construction of Gasson Hall. It is located on the site of the Lawrence farmhouse, in the center of the original tract of land purchased by Father Gasson, and is built largely of stone taken from the surrounding property.

Later purchases doubled the size of the property, with the addition of the upper campus in 1941, and the lower campus with the acquisition of the Lawrence Basin and adjoining land in 1949. In 1974 Boston College acquired Newton College of the Sacred Heart, a mile-and-a-half from the main campus. With fifteen buildings standing on forty acres, it is now the site of the Boston College Law School and residence halls housing 800 freshmen.

Though incorporated as a university since its beginning, it was not until its second half-century that Boston College began to fill out the dimensions of its charter. The Summer Session was inaugurated in 1924; the Graduate School of Arts and Sciences in 1925; the Law School, 1929; the Evening College, 1929; the Graduate School of Social Work, 1936; the College of Business Administration, 1938. The latter, along with its Graduate School established in 1957, is now known as The Wallace E. Carroll School of Management. The Schools of Nursing and Education were founded in 1947 and 1952, respectively and are now known as the William F. Connell School of Nursing and the Carolyn A. and Peter S. Lynch School of Education. Weston Observatory, founded in 1928, became a department of Boston College in 1947, offering courses in geophysics and geology.

The Graduate School of Arts and Sciences began programs at the doctoral level in 1952. Now courses leading to the

doctorate are offered by twelve Arts and Sciences departments. The Schools of Education and Nursing, the Carroll Graduate School of Management, and the Graduate School of Social Work also offer doctoral programs.

In 1927 Boston College conferred one earned bachelor's degree and fifteen master's degrees on women through the Extension Division, the precursor of the Graduate School of Arts and Sciences, the Evening College, and the Summer Session. By 1970 all undergraduate programs had become coeducational. Today women students comprise more than half of the University's enrollment.

In 1996 the Evening College became the College of Advancing Studies, offering a master's degree as well as the bachelor's degree; in 2002 the College was renamed the Woods College of Advancing Studies. In July 1996, the University's longest presidency, 24 years, came to an end when Father J. Donald Monan became chancellor and was succeeded in the presidency by Father William P. Leahy.

During the decade of the nineties, the University completed several major construction projects, including the expansion and renovation of Higgins Hall, the updating of residence halls on the upper campus and Newton campus; and the construction of a new office building for faculty and administration on lower campus. These projects provided on-campus housing for more than 80% of the college undergraduates.

In recent years, major advances have also occurred in student selectivity, as well as faculty research. Between 1996 and 2003, freshman applications increased from 16,501 to 22,424, and the middle range SAT scores of admitted students increased from 1200-1340 to 1260-1390. During this same period, the dollar amount of sponsored project awards received by the University more than doubled.

Since 1996, the University's endowment has grown from \$590 million to approximately \$1.2 billion, the result of successful investment strategies and the Ever to Excel campaign, which surpassed its original \$300 million goal and raised more than \$440 million in gifts from approximately 90,000 donors. A milestone in the history of the University took place on June 29, 2004, when Boston College acquired 43 acres of land and five buildings in Brighton previously owned by the Archdiocese of Boston, making it possible for Boston College to expand its campus well into the future.

Source: University Historian and Public Affairs

## A Boston College Chronology\*

- 1857** Father John McElroy, S.J. purchased property in the South End of Boston for a new college.
- 1863** Gov. John A. Andrews signed the charter of Boston College, April 1. First meeting of the Boston College trustees was held on July 6.
- 1864** Boston College opened on September 5, with Father John Bapst, S.J., as president and Father Robert Fulton, S.J., as dean. Twenty-two students admitted.
- 1877** First Commencement was held. Nine students received A.B. degrees, June 28.
- 1883** The Stylus, the College literary magazine, founded.
- 1907** Father Thomas Gasson, S.J., named president; purchased 31-acre Lawrence farm in Chestnut Hill for new campus.
- 1913** Gasson Hall completed. First graduation held at the Heights, June 18. Four classes enrolled in Gasson in September.
- 1918** Conscription and voluntary enlistment for World War I reduced the College enrollment to 125 in October, down from 671 two years earlier.
- 1919** Boston College won its first major football victory, 5-3 over favored Yale at New Haven. First issue of The Heights, student weekly, printed November 17.
- 1923** Baseball team beat Holy Cross 4-1 before 30,000 at Braves Field, June 18.
- 1924** Summer School started.
- 1925** Graduate School of Arts and Sciences started.
- 1928** Bapst Library opened, the fourth of the early Maginnis and Walsh buildings. Weston Observatory, the seismological station, founded.
- 1929** Law School opened at 11 Beacon Street. Boston Evening College started as "Boston College Intown" at 126 Newbury Street, Boston.
- 1935** Greek requirement for the A.B. degree dropped.
- 1936** Graduate School of Social Work opened at Newbury Street.
- 1938** School of Management opened at Newbury Street as the "College of Business Administration."
- 1940** Cotton Bowl vs. Clemson (3-6) first bowl game.
- 1941** Cardinal O'Connell purchased the Liggett estate, the upper campus, and gave it to the College.
- 1946** To accommodate post war enrollment, army surplus barracks became dormitories on the site of present Campion Hall; a larger office/classroom building was erected on the site of McGuinn, and a recreation building on the site of Cushing Hall.
- 1947** Construction begun on the first permanent building since the completion of Bapst in 1928, to house the College of Business Administration (occupied in September 1948). The School of Nursing opened at 126 Newbury Street.
- 1949** College acquired small reservoir (lower campus) Hockey team won national title at Colorado Springs.
- 1951** Lyons Hall was completed in July.
- 1952** The School of Education opened in September in Gasson Hall. Doctoral programs were begun in Economics, Education, and History, the beginning of increased emphasis on graduate education.
- 1954** Law School moved to St. Thomas More Hall on the Chestnut Hill campus.
- 1955** Claver, Loyola, and Xavier Halls opened, first campus residences constructed by BC. The School of Education moved into Campion Hall.
- 1957** Graduate School of Management founded. Alumni Stadium dedicated September 21.
- 1958** Latin no longer required for the A. B. degree. The College of Arts and Sciences Honors Program and the Scholar of the College Program were begun. The original gymnasium, Roberts Center, and the first hockey rink, McHugh Forum, were opened.
- 1959** The Board of Regents, advisory to the trustees and administration, was established.
- 1960** The Nursing School occupied its campus building, Cushing Hall. Three more student residences, named for the early bishops of Boston, Cheverus, Fenwick, and Fitzpatrick, were completed.
- 1961** McElroy Commons opened.
- 1963** The Boston College Centennial Convocation was addressed by President John F. Kennedy on April 20. The Self-Study of the College of Arts and Sciences led to a new core curriculum, a reduction in the course load, election of department chairmen, the establishment of Educational Policy committees, and sabbaticals.
- 1964** Carney Hall opened. Welch, Williams, and Roncalli residences were occupied.
- 1966** Higgins Hall was dedicated in November.
- 1968** The Board of Regents joined the Jesuit trustees to form the Board of Directors, October 8. The Black Talent Program was started, precursor to AHANA Student Programs.

- 1970** Women admitted for degrees in all undergraduate colleges. The modular residences were placed on the lower campus. PULSE, an academic/social action program, was started. The Campus School for multi-handicapped children was begun.
- 1971** The office of president of Boston College and rector of the Boston College Jesuit community were separated on January 1. Installation of Omicron Chapter, Phi Beta Kappa took place on April 6.
- 1972** Father J. Donald Monan, S.J., succeeded Father W. Seavey Joyce, S.J., as president, September 5. The trustees voted to eliminate the Board of Directors and to expand the Board of Trustees to include laymen, November 19. The newly structured Board of Trustees, with 35 members (13 Jesuits), elected Cornelius Owens '36 chairman. The Women's Center was established.
- 1973** The Long-Range Fiscal Planning Committee presented to the Trustees a plan for balanced budgets for the succeeding five years.
- 1974** Newton College of the Sacred Heart became part of Boston College (announced March 11).
- 1975** The Law School moved to the Newton Campus. Edmond's Hall was occupied in September.
- 1976** The New Heights Advancement Campaign to raise \$21 million was begun in April. Over the next five years more than \$25 million was raised.
- 1979** One thousand friends of Speaker of the House Thomas P O'Neill, '36, gathered in Washington to establish the O'Neill Chair in American Politics, December 9. The Graduate School of Social Work established a doctoral degree program. The Recreation Complex named for Athletic Director William J. Flynn.
- 1980** The Jesuit community endowed the Thomas I. Gasson, S.J., Chair for distinguished Jesuit scholars.
- 1982** Walsh Hall residence dedicated to former president Michael P. Walsh, S.J., October 7.
- 1984** O'Neill Library dedicated to Speaker Thomas P. O'Neill, October 14. Doug Flutie awarded Heisman Trophy.
- 1985** The E. Paul Robsham, Jr., Theater Arts Center was dedicated on October 25.
- 1986** Dedication of renovated Bapst Library, dedication of Burns Library, April 22. Goals for Nineties (planning document) published. Alumni Association moved to Alumni House on the Newton Campus. St. Patrick's Day dinner took place in Washington honoring Speaker Thomas P. O'Neill. Speakers included President Ronald Reagan, former President Gerald Ford, and Bob Hope. Two million dollars was raised for BC scholarships. Five-year \$125 million Campaign for Boston College started. The dismantling of McHugh Forum was begun to make way for Conte Forum.
- 1987** The Graduate School of Management's doctoral program in finance was approved by the Trustees. The Jesuit Institute, funded by a \$1.5 million gift from the Jesuit community, with a matching University commitment, was established to support exploration into the religious and ethical questions that emerge through the intersection of faith and culture.
- 1988** The first students enrolled in the new Nursing Ph.D. program. The Music Program became a department of the College of Arts and Sciences. Vouté Hall and its companion student residence were occupied. The Museum of Art was opened in Devlin Hall.
- 1989** Congressman Silvio O. Conte '49, was present for the dedication of Conte Forum. The School of Management became the Carroll School of Management in honor of Wallace E. Carroll '28. Sister Thea Bowman was awarded an honorary degree and AHANA House was named for her in October. Roberts Center was razed to make room for the Merkert Chemistry Center.
- 1991** Wing added to Campion Hall, with major renovation of the original building.
- 1992** The Eugene F. Merkert Chemistry Center dedicated. The Campaign for Boston College completed, exceeding the \$125 million goal by over \$11 million.
- 1993** Renovated Devlin Hall welcomed occupants: the Department of Geology and Geophysics, the Department of Fine Arts, the Art Museum, and the Admission Office. The football team beat Notre Dame at South Bend, 41-39, when Notre Dame was ranked No. 1 in the country. Renovation of Fulton Hall was begun. The Department of Theater was established.
- 1994** Graduate programs in Nursing and Education separated from the Graduate School of Arts & Sciences. Father Monan established a University Academic Planning Council to map university strategies. A garage for 900 cars was completed behind St. Mary's Hall. The stadium seating capacity was enlarged from 32,000 to 44,500.
- 1995** On October 6, 1995, the trustees elected Father William P. Leahy, S.J., to succeed Father J. Donald Monan, S.J., as president. Fulton Hall reopened, enlarged and transformed exteriorly to match the Gothic style of the early buildings.
- 1996** The Law School's new library was completed and opened on the Newton campus in January. *U.S. News & World Report* ranked Boston College 16th among the nation's teaching universities and 37th in the national university category. The student residence at 70 St. Thomas More Road was named Thomas A. and Margaret A. Vanderslice Hall; the nearby residence building at number 80 was named Gabelli Hall; and the Art Museum became the Charles S. and Isabella V. McMullen Museum of Art. On July 31, Father Monan's 24-year presidency ended, and on October 18 Father

- William P. Leahy, S.J., was inaugurated as the 25th president of Boston College.
- 1997** In a rating of graduate schools, *U.S. News & World Report* placed Boston College Law School 22nd in its field, while the Graduate School of Social Work was ranked 14th, the School of Nursing 27th, and the School of Education 28th. In March, Father Leahy was homilist at the annual St. Patrick's Day Mass at the Cathedral of the Holy Cross.
- 1998** The formal opening of the Irish Institute and the Irish Studies Program was held at Connolly House. Work began on a three-year project to renovate and expand Higgins Hall, which houses the Biology and Physics departments. *U.S. News & World Report* rated the BC schools of law, education, and nursing among the top 25 in their fields. BC undergraduates won more than 20 prestigious national fellowships, including a dozen Fulbrights and a coveted Marshall Scholarship.
- 1999** BC's School of Education was named the Carolyn A. and Peter S. Lynch School of Education in recognition of the couple's gift of more than \$10 million. For the fifth consecutive year, BC was ranked among the top 40 national universities by *U.S. News & World Report*. The McMullen Museum of Art's exhibition *Saints and Sinners: Caravaggio and the Baroque Image* attracted more than 65,000 visitors to the campus. BC announced a \$400 million "Ever to Excel" capital campaign.
- 2000** The annual *U.S. News & World Report* survey ranked Boston College 38th among the nation's 228 national universities. BC, Notre Dame, and Georgetown were the only Catholic universities in the top 40. Geoffrey and Rene Boisi committed \$5 million to establish the Center for Religion and American Public Life, directed by social scientist Alan Wolfe. BC appointed Sheila Blair and Jonathan Bloom to share the Norma Jean Calderwood Chair in Islamic and Asian Art.
- 2001** The BC School of Nursing was renamed the William F. Connell School of Nursing in honor of longtime trustee, William F. Connell, '59. A \$2 million grant from the Lilly Endowment supports a BC program to encourage students to integrate faith and career. BC established a permanent Dublin home, on St. Stephens Green, as a resource for the University's Irish Studies Program.
- 2002** Boston College received a record number of undergraduate applications for the 2002-2003 academic year, with more than 21,000 applicants for the approximately 2,200 available seats. In the April issue of *U.S. News & World Report*, the Carroll Graduate School was moved up two places to rank as 39th in the nation. BC's Law School remained in 22nd place nationally, and the graduate program of the Lynch School of Education moved up to 21st position. The former Evening College was renamed the Woods College of Advancing Studies in honor of longtime dean, Rev. James A. Woods, S.J. President William P. Leahy, S.J., announced that Boston College will develop a "special academic focus" to examine issues confronting the Catholic Church. The initiative, called "The Church in the 21st Century," was officially launched in September 2002.
- 2003** The Boston College "Church in the 21st Century" initiative attracted national attention and local interest with its series of conferences and seminars. BC's "Ever to Excel" fundraising drive surpassed its original \$400 million goal by generating more than \$440 million in gifts and pledges from approximately 90,000 donors. The 22,424 applications for approximately 2,200 places in the Class of 2007 set a school record, surpassing the previous year's total of 21,131 applications. BC announced it would withdraw from the Big East and accept an invitation to join the Atlantic Coast Conference.
- 2004** In June 2004, Boston College completed its acquisition of 43 acres of land and five buildings in the nearby Brighton area from the Archdiocese of Boston for \$99.4 million. BC also purchased St. Stephen's Priory from the Dominican Friars, encompassing 78.5 acres on the Charles River in Dover, to be used as a retreat and conference center. President William P. Leahy, S.J. took the Church in the 21<sup>st</sup> Century program to Los Angeles, Phoenix, Dallas, Atlanta, Naples, and Chicago, to provide alumni an opportunity to discuss issues confronting the Catholic Church. The Board of Trustees approved a 6 percent increase that raised tuition to \$28,940 for the academic year 2004-05.

\* References to presidents and Board of Trustee chairmen are minimized in this chronology since they are listed elsewhere in this Fact Book  
Source: University Historian and Public Affairs



INSERT PHOTO HERE

## Boston College Profile

<b>Undergraduate Admission (Class of 2008)</b>	
Applicants	22,451
Enrollees	
Men	1,090
Women	1,219
<b>Total Freshman Class</b>	<b>2,309</b>
<b>Enrollment (Full- and Part-Time; Fall 2004)</b>	
Undergraduate	9,059
Advancing Studies (undergraduate)	714
Graduate & Professional	4,755
<b>Total Enrollment</b>	<b>14,528</b>
<b>Degrees Conferred (Academic Year 2003-04)</b>	
Undergraduate	2,131
Advancing Studies (undergraduate)	92
Graduate & Professional	1,592
<b>Total Degrees Conferred</b>	<b>3,815</b>
<b>Alumni (Fall 2004)</b>	<b>140,351</b>
<b>Faculty (Academic Year 2003-04)</b>	
Full-Time Faculty	687
Part-Time Faculty (FTE)	175
Teaching Fellows	170
Teaching Assistants	251
<b>Professional, Administrative, and Support Staff (Fall 2004)</b>	
Total Professional, Administrative Staff	1,192
Total Secretarial, Clerical, Technical	615
Total Facilities Services, Plant Services	579
<b>Libraries — (Total Holdings) — Volumes (2004)</b>	<b>2,076,844</b>
<b>Physical Plant (Spring 2004)*</b>	
Acres	
Chestnut Hill Campus	117.3
Newton Campus	40.3
Other	100.3
<b>Total Acres</b>	<b>257.9</b>
Buildings	
Administrative/Academic	51
Student Residence	28
Other	34
<b>Total Buildings</b>	<b>113</b>
<b>Finance (Fiscal Year 2003-04)</b>	
Total Operating Revenues and Other Support	\$557 million
Total Expenditures	\$557 million

\*These figures do not include properties purchased after May 31, 2004, the end of the fiscal year. See Physical Plant section for details.

## BOARD OF TRUSTEE MEMBERSHIP 2004-2005

**Peter W. Bell, '86**

Managing Director  
YankeeTek Ventures

**Geoffrey T. Boisi, '69**

J. P. Morgan Chase & Company

**Patrick Carney, '70**

Chairman and Chief Executive Officer  
Claremont Companies

**Darcel D. Clark, '83**

Acting Justice of the Supreme Court  
State of New York

**Charles I. Clough, Jr., '64**

Chairman and Chief Executive Officer  
Clough Capital Partners

**\*John M. Connors Jr., '63**

Chairman  
Hill, Holliday, Connors, Cosmopolos, Inc.

**\*Kathleen A. Corbet, '82**

President  
Standard and Poor's

**\*Joseph E. Corcoran, '59**

Chairman  
Corcoran Jennison Companies

**Robert F. Cotter, '73**

President and Chief Operating Officer  
Starwood Hotels & Resorts Worldwide, Inc.

**Robert M. Devlin**

Chairman  
Curragh Capital Partners

**Francis A. Doyle, '70, MBA '75**

President and Chief Executive Officer  
Connell Limited Partnership

**Cynthia Lee Egan, '78**

Executive Vice President  
Fidelity Management Research  
Corporation

**Mario J. Gabelli**

Chairman and Chief Investment Officer  
Gabelli Asset Management

**William J. Geary, '80**

Partner  
North Bridge Venture Partners

**Susan McManama Gianinno, '70**

Chairman and CEO  
Publicis USA

**Mary J. Steele Guilfoile, '76**

Chairman  
MG Advisors, Inc.

**\*Paul F. Harman, S.J., '61, MA '62**

Rector of the Jesuit Community  
Boston College

**Daniel J. Harrington, S.J., '64, MA '65**

Professor of New Testament  
Weston Jesuit School of Theology

**John L. Harrington, '57, MBA '66**

Trustee and Executive Director  
Yawkey Foundation

**Robert K. Kraft**

Chairman  
The Kraft Group

**Robert B. Lawton, S.J.**

President  
Loyola Marymount University

**\*William P. Leahy, S.J.**

President  
Boston College

**Peter S. Lynch, '65, LL.D. '95 (Hon.)**

Vice Chairman  
Fidelity Management and Research  
Company

**Peter K. Markell, '77**

Vice President of Finance  
Partners HealthCare System, Inc.

**Kathleen M. McGillicuddy, '71  
(Newton College)**

Former Executive Vice President  
FleetBoston Financial

**\*Robert J. Morrissey, Esq., '60**

Partner  
Morrissey, Hawkins & Lynch

**John P. Murray, S.J.**

**\*R. Michael Murray, Jr., '61, M.A. '65**  
Member, McKinsey Advisory Committee  
McKinsey & Company, Inc.

**Thomas P. O'Neill III, '68**

Chief Executive Officer  
O'Neill and Associates

**Scott R. Pilarz, S.J.**

President  
University of Scranton

**Sally Engelhard Pingree**

Director and Vice Chairman  
Engelhard Hanovia, Inc.

**Paula D. Polito, '81**

Senior Vice President  
Merrill Lynch

**R. Robert Popeo, Esq., J.D. '61**

Chairman  
Mintz, Levin, Cohn, Ferris, Glovsky &  
Popeo, P.C.

**John J. Powers, '73**

Managing Director  
Goldman Sachs & Company

**Richard F. Powers III, '67**

Advisory Director  
Morgan Stanley

**Pierre-Richard Prosper, '85**

U.S. Ambassador-at-Large for War Crimes

**Thomas F. Ryan, Jr., '63**

Retired, Private Investor

**\*Rev. Nicholas A. Sannella, '67**

**Bradley M. Schaeffer, S.J., M.Ed '73**  
President of the Jesuit Conference

**Randall P. Seidl, '85**

Vice President and General Manager  
StorageTek

**\*Marianne D. Short, Esq., '73**

**(Newton College), J.D. '76**  
Dorsey & Whitney LLP

**\*Patrick T. Stokes, '64**

President and Chief Executive Officer  
Anheuser-Busch Companies, Inc.

**Richard F. Syron, '66, L.D. '89 (Hon.)**

Chairman and Chief Executive Officer  
Freddie Mac

**Solomon D. Trujillo**

**Jeffrey P. von Arx, S.J.**

President  
Fairfield University

**\*Benaree P. Wiley**

President and Chief Executive Officer  
The Partnership, Inc.

†Only Boston College degrees listed

\*Executive Committee Member

Source: President's Office

## TRUSTEE ASSOCIATE MEMBERSHIP 2004-2005

**Mary Jane Vouté Arrigoni**  
Greenwich, CT

**Gregory P. Barber, '69**  
Chairman  
Gregory P. Barber & Associates, Inc.

**Casey C. Beaumier, S.J.**  
Weston Jesuit School of Theology

**Wayne A. Budd, Esq., '63**  
Senior Counsel  
Goodwin Procter LLP

**Denis H. Carroll, '64**  
Chairman and Chief Executive Officer  
CRL Industries, Inc.

**James F. Cleary, '50, D.B.A. '93 (Hon.)**  
Advisory Director  
UBS

**Christopher S. Collins, S.J.**  
Weston Jesuit School of Theology

**John F. Cunningham, '64**  
Chairman and Chief Executive Officer  
Cunningham and Company

**Brian E. Daley, S.J.**  
Professor, Department of Theology  
University of Notre Dame

**Michael A. Fahey, S.J., '57, L.Th. '65**  
Professor, Department of Theology  
Marquette University

**Emilia M. Fanjul**  
Boston College Parent

**John F. Farrell Jr.**  
Chairman  
Automatic Service Company

**Yen-Tsai Feng**  
Roy E. Larsen Librarian (Ret.)  
Harvard College

**Charles D. Ferris, Esq., '54, J.D. '61, LL.D '78 (Hon.)**  
Senior Partner  
Mintz, Levin, Cohn, Ferris, Glovsky & Popeo, P.C.

**Thomas J. Flanagan, '42**  
Chairman, President and Chief Executive Officer  
The Flanagan Group-Technology Consulting

**Thomas J. Flatley**  
President  
The Flatley Company

**Thomas J. Galligan Jr., '41, D.B.A. '75 (Hon.)**  
Chairman and Chief Executive Officer (Ret.)  
Boston Edison Company

**John J. Higgins, S.J., '59, M.A. '60, S.T.L. '67**  
Executive Assistant to the Provincial  
New England Province

**Richard T. Horan, '53**  
President  
Hughes Oil Company

**George W. Hunt, S.J.**  
Director, Archbishop Hughes Institute  
Fordham University

**Richard A. Jalkut, '66**  
President and Chief Executive Officer  
TelePacific Communications

**Anne P. Jones, Esq., '58, J.D. '61**  
Consultant

**Michael D. Jones, Esq., '72, J.D. '76**  
Senior Executive Vice President and Chief Administrative Officer  
National Association of Securities Dealers, Inc.

**Edmund F. Kelly**  
Chairman, President and Chief Executive Officer  
Liberty Mutual Group

**Mark A. Kramer, S.J.**  
Weston Jesuit School of Theology

**Judith B. Krauss, '68**  
Professor of Nursing & Master, Silliman College  
Yale University

**Francis C. Mackin, S.J., '53**  
Pastoral Ministry  
Boston College

**John J. McMullen**  
Chairman  
McMullen Consultants, Inc.

**Catherine T. McNamee, C.S.J., M.Ed '55, M.A. '58**  
Profesora  
Universidad Catolica del Maule

**John A. McNeice Jr., '54, DBA '97 (Hon.)**  
Chairman and Chief Executive Officer (Ret.)  
The Colonial Group, Inc.

**Robert A. Mitchell, S.J.**  
Superior  
America House

**Giles E. Mosher Jr., '55**  
Vice Chairman (Emeritus)  
FleetBoston

**Robert J. Murray, '62**  
Chairman and Chief Executive Officer  
New England Business Service, Inc.

**Therese E. Myers, '66 (Newton College)**  
Chief Executive Officer  
Bouquet Multimedia, LLC

**Kevin F. O'Brien, S.J.**  
Weston Jesuit School of Theology

**Edward M. O'Flaherty, S.J., '59, Th.M. '66**  
Director, Office of Ecumenical and Interreligious Affairs  
Archdiocese of Boston

**Thomas D. O'Malley**  
Chairman  
Premcor, Inc.

**Cornelius W. Owens, '36, LL.D. '68 (Hon.)**  
Executive Vice President (Ret.)  
AT&T

**Brian G. Paulson, S.J.**  
President  
St. Ignatius College Prep

**Nicholas S. Rashford, S.J.**  
President  
St. Joseph's University

**Thomas J. Rattigan, '60**

**John J. Shea, S.J., M.Ed. '70**  
Vice President for University Ministries  
University of Scranton

## TRUSTEE ASSOCIATE MEMBERSHIP 2004-2005 (Continued)

**Sylvia Q. Simmons, M.Ed. '62, Ph.D. '90**  
President (Ret.)  
American Student Assistance Corporation

**Robert L. Sullivan, '50, M.A. '52**  
International Practice Director (Ret.)  
Peat, Marwick, Mitchell & Company

**John S. Thiede, S.J.**  
Instructor of Theology  
Creighton University

**Salvatore J. Trani**  
President and Chief Executive Officer  
Garban Corporates, LLC

**Thomas A. Vanderslice, '53**  
Private Investor

**Vincent A. Wasik**  
President  
MCG Global, LLC

**Blenda J. Wilson, Ph.D., '79**  
President and Chief Executive Officer  
Nellie Mae Education Foundation

†Only Boston College degrees listed  
Source: President's Office

### BOARD OF TRUSTEE CHAIRMEN

<b>Cornelius W. Owens</b>	1972-1975
<b>Thomas J. Galligan, Jr.</b>	1975-1978
<b>James P. O'Neill</b>	1978-1981
<b>William F. Connell</b>	1981-1984
<b>David S. Nelson</b>	1984-1987
<b>Thomas A. Vanderslice</b>	1987-1990
<b>John M. Connors, Jr.</b>	1990-1993
<b>Geoffrey T. Boisi</b>	1993-1996
<b>Richard F. Syron</b>	1996-1999
<b>Charles I. Clough, Jr.</b>	1999-2002
<b>John M. Connors, Jr.</b>	2002-

## THE JESUIT COMMUNITY AT BOSTON COLLEGE

With 112 members, the Jesuit Community at Boston College is one of the larger communities in the Society of Jesus. Fifty-six Jesuits serve in the University as members of the administration, faculty, or staff, working either full-time or part-time. A number of Jesuits in the community also offer Ignatian retreats and spiritual direction to faculty, staff, and students. Also part of the community are 26 Jesuits from 16 different countries who are studying for graduate degrees at the University or are visiting scholars from other various parts of the world.

The main community residence is St. Mary's Hall, but there are also five smaller communities around the perimeter of the campus. Eight Jesuits live in the residence halls. The Jesuits who staff St. Ignatius Parish are also part of the Boston College Jesuit Community. For further details, including a list of courses taught by Jesuits at Boston College, see the Jesuit Community Web page at <http://fmwww.bc.edu/SJ>.

Source: Rector, Jesuit Community

**OFFICERS OF THE UNIVERSITY****2004-2005****President**

William P. Leahy, S.J.

**Chancellor**

J. Donald Monan, S.J.

**Executive Vice President**

Patrick J. Keating

**Academic Vice President and Dean of Faculties**

John J. Neuhauser

**Vice President for University Mission and Ministry**

Joseph A. Appleyard, S.J.

**Vice President, Office of the President**

Mary Lou DeLong

**Vice President for Facilities Management**

Thomas Devine

**Secretary of the University**

Joseph P. Duffy, S.J.

**Vice President for University Advancement**

James J. Husson

**Vice President for Governmental & Community Affairs**

Thomas J. Keady

**Senior Vice President**

James P. McIntyre

**Financial Vice President and Treasurer**

Peter C. McKenzie

**Vice President for Information Technology Services**

Marian G. Moore

**Vice President and Special Assistant to the President**

William B. Neenan, S.J.

**Vice President for Student Affairs**

Cheryl L. Presley

**Vice President for Human Resources**

Leo V. Sullivan

Source: Department of Human Resources

**ACADEMIC ADMINISTRATION****2004-2005**

John J. Neuhauser, Academic Vice President and Dean of Faculties  
 Michael A. Smyer, Associate Academic Vice President for Research and Dean of the Graduate School of Arts and Sciences  
 J. Joseph Burns, Associate Academic Vice President for Undergraduate Programs  
 Patricia E. A. DeLeeuw, Associate Academic Vice President for Faculties  
 Rita R. Owens, Associate Academic Vice President for Technology

**Enrollment Management**

Robert S. Lay, Dean

**The Woods College of Advancing Studies**

James A. Woods, S.J., Dean

**The College of Arts and Sciences**

Joseph F. Quinn, Dean  
 Mary Daniel O'Keefe, O.P., Associate Dean  
 Robert O. Scott, Associate Dean  
 William H. Petri, Associate Dean  
 Ourida Mostefai, Interim Associate Dean  
 Barbara A. Viechnicki, Associate Dean for Finance and Administration

**The Graduate School of Arts and Sciences**

Michael A. Smyer, Dean  
 Candace Hetzner, Associate Dean, Academic Affairs  
 Robert V. Howe, Associate Dean, Admission & Administration

**The Lynch School of Education**

Joseph M. O'Keefe, S.J., Interim Dean  
 M. Brinton Lykes, Interim Associate Dean  
 John E. Cawthorne, Associate Dean for Students and Outreach  
 Mary Ellen Fulton, Associate Dean for Finance, Research, and Administration

**The Law School**

John H. Garvey, Dean  
 George D. Brown, Associate Dean for Academic Affairs  
 Filippa M. Anzalone, Associate Dean for Library and Computing Services  
 Norah Wylie, Associate Dean for Students  
 Henry E. Clay, Associate Dean for Finance and Administration  
 Marianne E. Lord, Associate Dean for Institutional Advancement

**The Carroll School of Management**

Andrew Boynton, Dean  
 Robert A. Taggart, Associate Dean (Graduate)  
 Richard T. Keeley, Associate Dean (Undergraduate)  
 Eugene McMahon, Assistant Dean for Administration

**The Connell School of Nursing**

Barbara Hazard, Dean  
 Lois Haggerty, Associate Dean (Graduate)  
 Loretta P. Higgins, Associate Dean (Undergraduate)  
 Susan E. Donelan, Assistant Dean for Administration

**The Graduate School of Social Work**

Alberto Godenzi, Dean  
 Thomas Walsh, Associate Dean  
 Harry E. Dumay, Assistant Dean for Finance and Administration

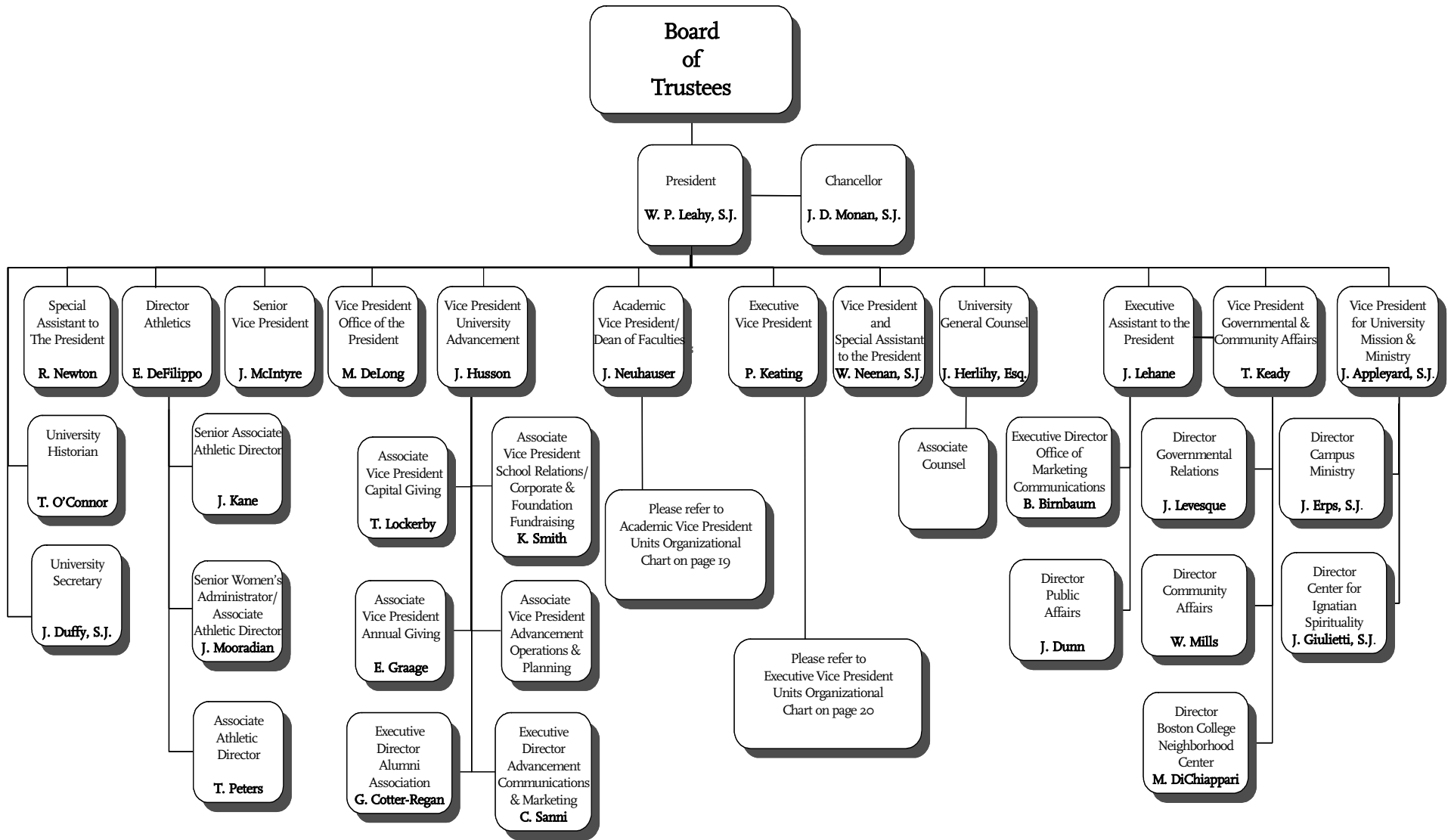
**The Summer Session**

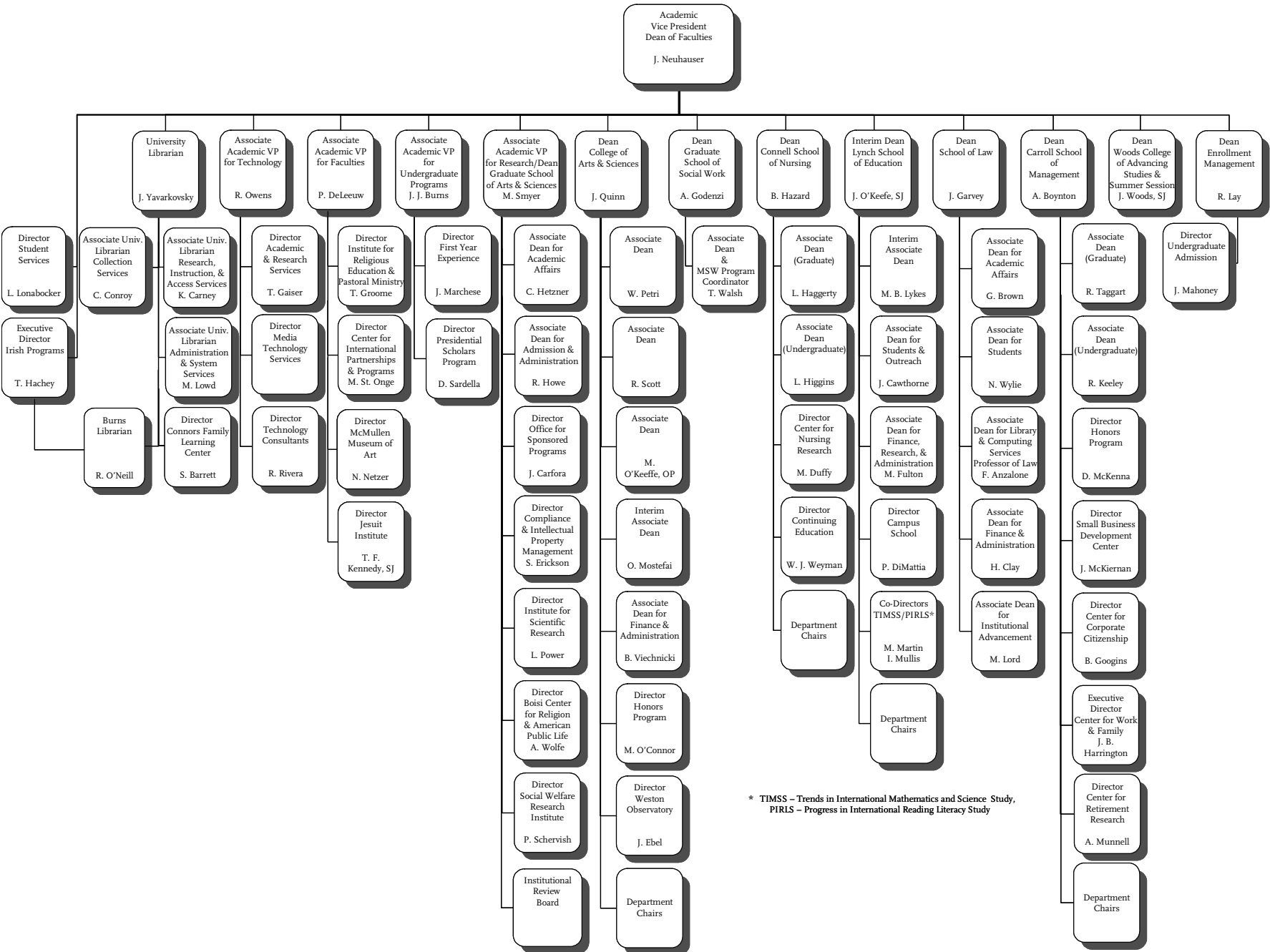
James A. Woods, S.J., Dean

**University Libraries**

Jerome Yavarkovsky, University Librarian

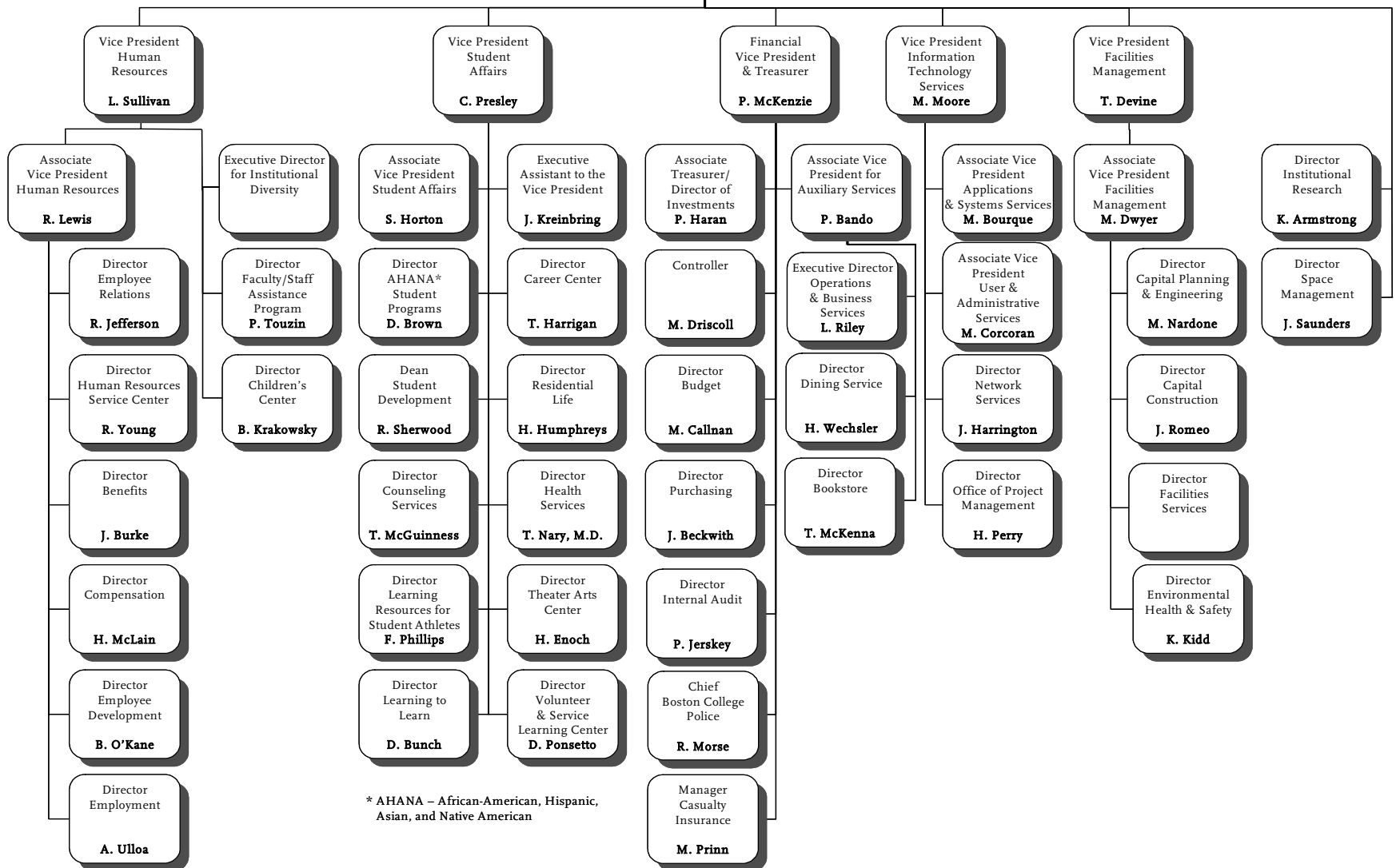
Source: Department of Human Resources







Executive Vice President  
**P. Keating**



## UNIVERSITY ADMINISTRATORS 2004-2005

### Academic & Research Services

Ted Gaiser, Director

### Undergraduate Admission

John L. Mahoney, Jr., Director

### AHANA Student Programs

Donald Brown, Director

### Alumni Association

Grace Cotter-Regan, Executive Director

### Athletics

Eugene B. DeFilippo, Jr., Director

### Internal Audit

Pamela Jerskey, Director

### Auxiliary Services

Patricia Bando, Associate Vice President

### Boisi Center for Religion and American Public Life

Alan Wolfe, Director

### Bookstore

Thomas McKenna, Director

### Budget

Michael T. Callnan, Director

### Campus Ministry

James D. Erps, S.J., Director

### Campus School

Philip A. DiMattia, Director

### Capital Construction

John S. Romeo, Director

### Capital Planning & Engineering

Mary S. Nardone, Director

### Career Center

Theresa A. Harrigan, Director

### Casualty Insurance

Michael J. Prinn, Manager

### Community Affairs

William R. Mills, Director

### Compliance and Intellectual Property Management

Stephen Erickson, Director

### Connors Family Learning Center

Suzanne M. Barrett, Director

### Continuing Education, Connell School of Nursing

W. Jean Weyman, Director

### Controller

Michael J. Driscoll

### Center for Corporate Citizenship

Bradley Googins, Director

### University Counseling Services

Thomas P. McGuinness, Director

### Development - Advancement

### Communications & Marketing

Christine Sanni, Executive Director

### Development - Annual Giving

Eric C. Graage, Associate Vice President

### Development - Capital Giving

Thomas P. Lockerby, Associate Vice President

### Development - Leadership Gifts and Regions

Marianne Lord, Associate Vice President

### Development - School Relations and Corporate & Foundation Fundraising

Katherine V. Smith, Associate Vice President

### Dining Service

Helen S. Wechsler, Director

### Environmental Health and Safety

Keith D. Kidd, Director

### First Year Experience

Joseph P. Marchese, Director

### University General Counsel

Joseph Herlihy, Esq.

### Health Services

Thomas I. Nary, M.D., Director

### University Historian

Thomas H. O'Connor

### Honors Program, Carroll School of Management

David R. McKenna, Director

### Honors Program, College of Arts & Sciences

Mark F. O'Connor, Director

### Human Resources

Robert J. Lewis, Associate Vice President

### Human Resources - Benefits

John R. Burke, Director

### Human Resources - Children's Center

Barbara A. Krakowsky, Director

### Human Resources - Compensation

Halley McLain, Director

### Human Resources - Employee Development

Bernard R. O'Kane, Director

### Human Resources - Employee Relations

Richard P. Jefferson, Director

### Human Resources - Employment

Anita Ulloa, Director

### Human Resources - Faculty/Staff Assistance Program

Patricia A. Touzin, Director

### Human Resources Service Center

Richard M. Young, Director

### Center for Ignatian Spirituality

Julio Giulietti, S.J., Director

### Information Technology - Network Services

Joseph E. Harrington, Director

### Information Technology - Project Management

Henry Perry, Director

### Information Technology - User & Administrative Services

Mary Corcoran, Associate Vice President

### Office of Institutional Research

Kelli J. Armstrong, Director

### Center for International Partnerships & Programs

Marian St. Onge, Director

### Irish Programs

Thomas E. Hachey, Executive Director

### Jesuit Institute

T. Frank Kennedy, S.J., Director

### Learning to Learn

Dan Bunch, Director

## UNIVERSITY ADMINISTRATORS 2004-2005 (Continued)

### Learning Resources for Student Athletes

Ferna L. Phillips, Director

### Office of Marketing Communications

Ben Birnbaum, Executive Director and Special Assistant to the President

### McMullen Museum of Art

Nancy D. Netzer, Director

### Boston College Neighborhood Center

Maria S. DiChiappari, Director

### Center for Nursing Research

Mary E. Duffy, Director

### Boston College Police

Robert A. Morse, Chief

### Presidential Scholars Program

Dennis J. Sardella, Director

### Public Affairs

John B. Dunn, Director

### Purchasing

John D. Beckwith, Director

### Institute of Religious Education and Pastoral Ministry

Thomas Groome, Director

### Residential Life

Henry J. Humphreys, Director

### Center for Retirement Research

Alicia H. Munnell, Director

### Institute for Scientific Research

Leo F. Power, Jr., Director

### Small Business Development Center

John McKiernan, Director

### Social Welfare Research Institute

Paul G. Schervish, Director

### Space Management

Joyce C. Saunders, Director

### Office for Sponsored Programs

John N. Carfora, Director

### Student Development

Robert A. Sherwood, Dean

### Student Services

Louise M. Lonabocker, Director

### Technology Consultants

Raymond Rivera, Director

### Theater Arts Center

Howard Enoch, Director

### Associate Treasurer

Paul P. Haran, Associate Treasurer and Director of Investments

### Volunteer & Service Learning Center

Daniel P. Ponsetto, Director

### Weston Observatory

John E. Ebel, Director

### Center for Work and Family

J. Bradley Harrington, Executive Director

Source: Department of Human Resources

## DEPARTMENT CHAIRPERSONS

### 2004-2005

#### Arts & Sciences

Biology ..... Marc A. Muskavitch  
Chemistry ..... David L. Mc Fadden  
Classical Studies..... Charles F. Ahern  
Communication ..... Lisa Cuklanz  
Computer Science..... Robert Muller  
Economics ..... Marvin C. Kraus  
English..... Mary Crane  
Fine Arts..... John Michalczyk  
Geology &  
Geophysics..... Alan L. Kafka  
German Studies..... Michael Resler  
History ..... Alan Rogers  
Mathematics ..... Gerard E. Keough  
Music ..... Thomas O. Lee  
Philosophy ..... Patrick Byrne  
Physics..... Kevin Bedell  
Political Science..... Susan Shell

Psychology ..... James Russell  
Romance Languages  
& Literatures..... Franco A. Mormando  
Slavic & Eastern  
Languages ..... Cynthia Simmons  
Sociology ..... Stephen J. Pfohl  
Theatre..... Stuart J. Hecht  
Theology..... Kenneth Himes

#### Carroll School of Management

Accounting..... Theresa A. Hammond  
Business Law ..... Christine N. O'Brien  
Computer Science ..... Robert Muller  
Finance ..... Hassan Tehrani  
Marketing..... Gerald Smith  
Operations,  
Information & Strategic  
Management..... David C. Murphy  
Organization Studies ..... Judith Clair

#### Connell School of Nursing

Adult Health..... Rita Oliveri  
Community  
Health..... Anne Norris  
Maternal &  
Child Health..... Margaret H. Kearney  
Psychiatric/Mental  
Health..... Anne Norris

#### Lynch School of Education

Counseling, Developmental  
& Educational  
Psychology..... Elizabeth Sparks  
Educational Administration  
& Higher Education ..... Irwin Blumer  
Educational Research,  
Measurement  
& Evaluation..... Larry H. Ludlow  
Teacher Education/Special  
Education, Curriculum &  
Instruction..... Audrey Friedman

Source: Department of Human Resources

## PROFESSIONAL, ADMINISTRATIVE, AND SUPPORT STAFF PERSONNEL By Gender, Fall 2004

	Full-Time Positions				Part-Time Positions				Total Positions
	Men	Women	Open	Total	Men	Women	Open	Total	
<b>Professional Administrative</b>									
Dean of Faculties*	136	221	23	380	15	15	2	32	412
Student Affairs	35	61	4	100	16	18	5	39	139
Athletics	59	32	1	92	17	9	4	30	122
Information Technology	69	33	11	113	0	3	1	4	117
Financial Vice President**	63	49	8	120	0	2	0	2	122
University Relations	26	55	16	97	1	3	0	4	101
Campus Facilities	45	6	6	57	0	0	0	0	57
President***	44	19	2	65	4	3	1	8	73
Human Resources	7	25	5	37	1	1	1	3	40
Executive Vice President****	0	9	0	9	0	0	0	0	9
<b>Total</b>	<b>484</b>	<b>510</b>	<b>76</b>	<b>1,070</b>	<b>54</b>	<b>54</b>	<b>14</b>	<b>122</b>	<b>1,192</b>
<b>Secretarial, Clerical, Technical</b>									
Secretarial/Clerical	58	315	36	409	5	67	7	79	488
Library Assistants	24	39	3	66	0	11	1	12	78
Technical, Other	40	7	2	49	0	0	0	0	49
<b>Total</b>	<b>122</b>	<b>361</b>	<b>41</b>	<b>524</b>	<b>5</b>	<b>78</b>	<b>8</b>	<b>91</b>	<b>615</b>
<b>Facilities, Plant Services</b>									
Dining Services	111	61	8	180	6	18	3	27	207
Housekeeping	102	50	3	155	0	0	0	0	155
Grounds & Trades	101	1	5	107	0	0	0	0	107
Gate Attendants, Police	51	11	13	75	7	5	5	17	92
Mailroom, Switchboard	11	3	0	14	3	1	0	4	18
<b>Total</b>	<b>376</b>	<b>126</b>	<b>29</b>	<b>531</b>	<b>16</b>	<b>24</b>	<b>8</b>	<b>48</b>	<b>579</b>
<b>Total Positions</b>	<b>982</b>	<b>997</b>	<b>146</b>	<b>2,125</b>	<b>75</b>	<b>156</b>	<b>30</b>	<b>261</b>	<b>2,386</b>

\*Includes academic administration, Student Services, and all library professional administrative staff

\*\*Includes financial and business departments, Bookstore, Boston College Police, Bureau of Conferences, and Dining Services

\*\*\*Includes Office of the President, Office of the Senior Vice President, Mission and Ministry, Boston College Neighborhood Center, Marketing Communications, Public Affairs, Governmental and Community Affairs, University General Counsel, University Historian, University Secretary, and all executives

\*\*\*\*Includes the Offices of Space Management and Institutional Research

Note: The above figures represent all permanent positions funded by the University as of November 1, 2004. Restricted funded positions are not included. Positions funded partially by outside contracts or grants are counted above as part-time University Positions.

Source: Department of Human Resources

## RESTRICTED FUNDED PERSONNEL By Gender and FTE, Fall 2004

	Full-Time Positions				Part-Time Positions				Total Positions	Total FTE
	Men	Women	Total	FTE	Men	Women	Total	FTE		
Faculty	1	2	3	3.0	0	2	2	1.0	5	4.0
Professional, Administrative	11	38	49	49.0	13	16	29	16.1	78	65.1
Research Associate or Assistant	51	55	106	106.0	1	2	3	1.7	109	107.7
Secretarial, Clerical, Technical	0	4	4	4.0	0	4	4	2.0	8	6.0
<b>Total Positions</b>	<b>63</b>	<b>99</b>	<b>162</b>	<b>162.0</b>	<b>14</b>	<b>24</b>	<b>38</b>	<b>20.8</b>	<b>200</b>	<b>182.8</b>

Note: Incremental restricted funded positions supported entirely by Contract and Grant, Endowment, or Restricted Gift funding as of November 1, 2004

Source: Department of Human Resources

## FACULTY BY SCHOOL AND RANK\*

### 2003-2004

School	Professor		Associate		Assistant		Instructor		Total		Faculty on leave**
	No.	%	No.	%	No.	%	No.	%	No.	%	
Arts & Sciences	146	38%	136	38%	95	21%	23	3%	400	100%	28
Education	15	41%	16	31%	15	28%	0	0%	46	100%	4
Law	27	48%	15	39%	9	13%	0	0%	51	100%	3
Management	23	30%	33	37%	26	31%	11	0%	93	100%	1
Nursing	8	18%	14	56%	9	18%	11	20%	42	100%	1
Social Work	6	24%	7	47%	4	24%	1	6%	18	100%	0
<b>Total</b>	<b>225</b>	<b>36%</b>	<b>221</b>	<b>38%</b>	<b>158</b>	<b>22%</b>	<b>46</b>	<b>3%</b>	<b>650</b>	<b>100%</b>	<b>37</b>

\* Includes all full-time regular faculty members

\*\* Includes faculty who were on unpaid leave for all of part of the 2003-04 academic year

Source: Office of the Academic Vice President

## FACULTY BY SCHOOL AND GENDER

### 2003-2004

School	Women		Men		Total	Women	Men
	No.	%	No.	%		%	%
Arts & Sciences	122	51%	273	68%	395	31%	69%
Education	27	11%	24	6%	51	53%	47%
Law	20	9%	31	8%	51	39%	61%
Management	25	10%	67	16%	92	27%	73%
Nursing	37	15%	2	0%	39	95%	5%
Social Work	10	4%	12	2%	22	45%	55%
<b>Total</b>	<b>241</b>	<b>100%</b>	<b>409</b>	<b>100%</b>	<b>650</b>		

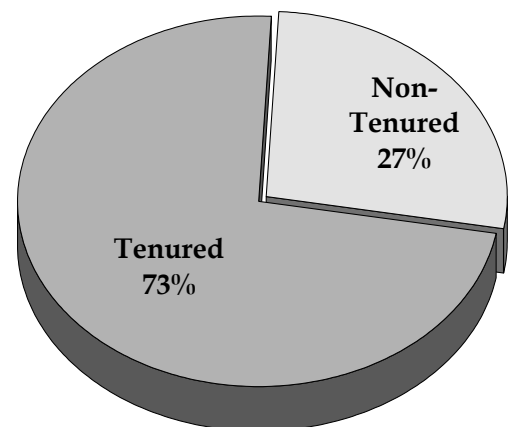
Source: Office of the Academic Vice President

## FACULTY BY SCHOOL AND TENURE STATUS

### 2003-2004

School	Tenured Faculty		Non-Tenured Faculty		Total	
	No.	%	No.	%	No.	%
Arts & Sciences	290	73%	105	27%	395	100%
Education	38	75%	13	25%	51	100%
Law	44	86%	7	14%	51	100%
Management	64	70%	28	30%	92	100%
Nursing	24	62%	15	38%	39	100%
Social Work	15	68%	7	32%	22	100%
<b>Total</b>	<b>475</b>	<b>73%</b>	<b>175</b>	<b>27%</b>	<b>650</b>	<b>100%</b>

Source: Office of the Academic Vice President



## FACULTY BY HIGHEST DEGREE EARNED AND RANK 2003-2004

Degree	Professor		Associate		Assistant		Instructor		Total	
	No.	%	No.	%	No.	%	No.	%	No.	%
Doctorate	214	100%	278	99%	125	96%	5	20%	622	96%
Master's	0	0%	3	1%	5	4%	20	80%	28	4%
<b>Total</b>	<b>214</b>	<b>100%</b>	<b>281</b>	<b>100%</b>	<b>130</b>	<b>100%</b>	<b>25</b>	<b>100%</b>	<b>650</b>	<b>100%</b>

Source: Office of the Academic Vice President

96% of Boston College  
faculty members  
hold a doctoral degree

## FACULTY BY HIGHEST DEGREE EARNED AND GENDER 2003-2004

Degree	Women		Men		Total	
	No.	%	No.	%	No.	%
Doctorate	230	95%	392	96%	622	96%
Master's	11	5%	17	4%	28	4%
<b>Total</b>	<b>241</b>	<b>100%</b>	<b>409</b>	<b>100%</b>	<b>650</b>	<b>100%</b>

Source: Office of the Academic Vice President

## FACULTY BY RANK AND GENDER 2003-2004

Rank	Women		Men		Total	
	No.	%	No.	%	No.	%
Professor	62	26%	167	41%	229	35%
Associate	87	36%	153	37%	240	37%
Assistant	68	28%	80	20%	148	23%
Instructor	24	10%	9	2%	33	5%
<b>Total</b>	<b>241</b>	<b>100%</b>	<b>409</b>	<b>100%</b>	<b>650</b>	<b>100%</b>

Source: Office of the Academic Vice President

### FULL-TIME EQUIVALENT FACULTY, TEACHING FELLOWS, AND TEACHING ASSISTANTS By School, 2003-2004

School	FTE of Full-Time Faculty		FTE of Part-Time Faculty		FTE of Teaching Fellows & Assistants		Total FTE Faculty	
	No.	%	No.	%	No.	%	No.	%
Arts & Sciences	387.45	61%	107.33	62%	90.33	74%	585.11	63%
Education	46.50	7%	19.00	11%	25.50	21%	91.00	10%
Management	93.00	15%	19.33	11%	0.00	0%	112.33	12%
Nursing	41.00	6%	4.00	2%	6.75	5%	51.75	5%
Law	47.50	8%	11.33	6%	0.00	0%	58.83	6%
Social Work	20.50	3%	13.66	8%	0.00	0%	34.16	4%
<b>Total</b>	<b>635.95</b>	<b>100%</b>	<b>174.65</b>	<b>100%</b>	<b>122.58</b>	<b>100%</b>	<b>933.18</b>	<b>100%</b>

Source: Office of the Academic Vice President

### FULL-TIME FACULTY, TEACHING FELLOWS, AND TEACHING ASSISTANTS By School and Department, 2003-2004

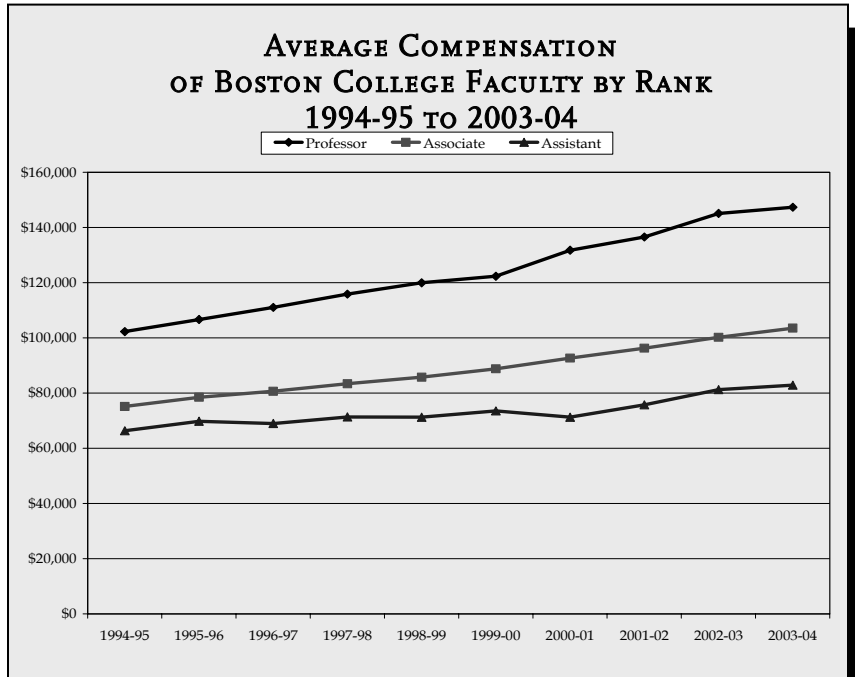
	Full-Time Faculty	Teaching Fellows	Teaching Assistants
<b>Arts &amp; Sciences</b>			
Biology	20	-	36
Chemistry	20	-	41
Classics	4	-	-
Communication	17	-	-
Economics	25	7	12
English	42	24	-
Fine Arts	16	-	-
Geology	6	-	14
Germanic Studies	3	-	-
History	36	13	21
Honors Program	9	-	-
Mathematics	22	7	5
Music	4	-	-
Philosophy	30	18	-
Physics	14	-	27
Political Science	21	4	-
Psychology	19	-	7
Religion and American Public Life	2	-	-
Romance Languages	21	6	-
Slavic	4	-	2
Sociology	17	12	8
Theater	6	-	-
Theology	42	4	22
<b>Total Arts and Sciences</b>	<b>400</b>	<b>127</b>	<b>195</b>
<b>Education</b>	<b>46</b>	<b>28</b>	<b>50</b>
<b>Law</b>	<b>51</b>	<b>-</b>	<b>-</b>
<b>Management</b>	<b>93</b>	<b>-</b>	<b>-</b>
<b>Nursing</b>	<b>42</b>	<b>15</b>	<b>6</b>
<b>Social Work</b>	<b>18</b>	<b>-</b>	<b>-</b>
<b>Total</b>	<b>650</b>	<b>170</b>	<b>251</b>

Source: Office of the Academic Vice President

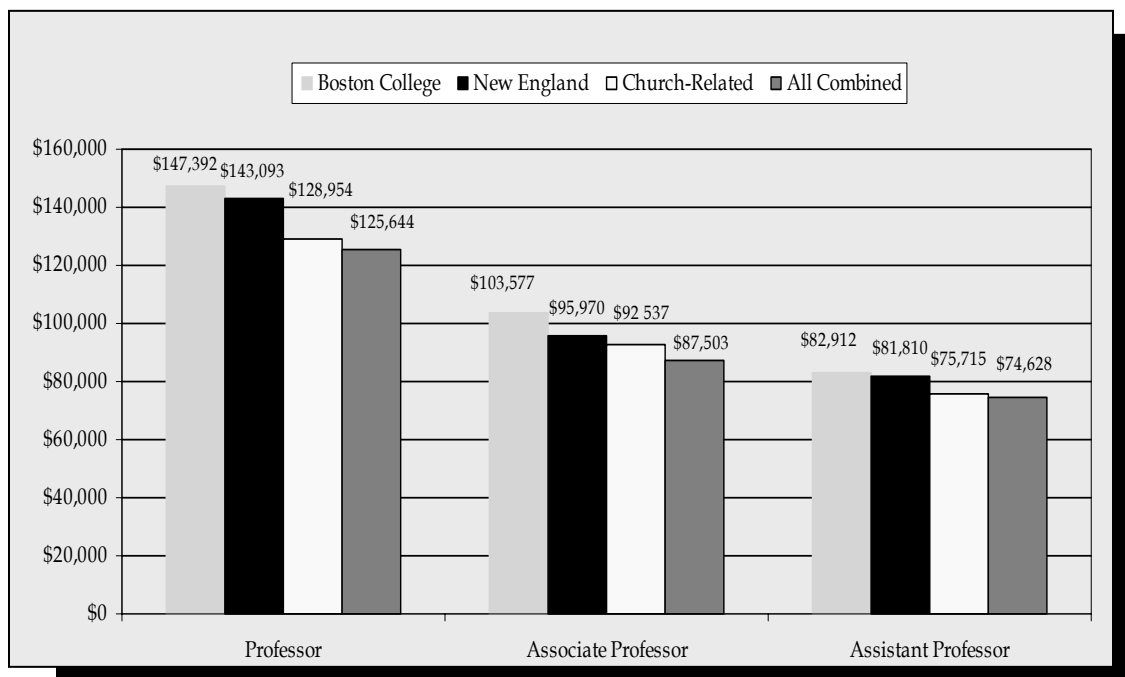
**FACULTY COMPENSATION\***  
Average by Rank

Year	Professor	Associate	Assistant
1994-95	\$102,300	\$75,200	\$66,400
1995-96	106,700	78,500	69,800
1996-97	111,100	80,700	69,000
1997-98	115,900	83,400	71,400
1998-99	120,000	85,800	71,300
1999-00	122,387	88,815	73,542
2000-01	131,800	92,700	71,300
2001-02	136,600	96,300	75,800
2002-03	145,170	100,228	81,313
2003-04	147,392	103,577	82,912

\*Includes salary and fringe benefits  
Source: Office of the Academic Vice President



**FACULTY COMPENSATION BY RANK\***  
Boston College Average Compared to AAUP Category I (9-Month Equivalent), 2003-2004



\*Includes salary and fringe benefits  
Source: Office of the Academic Vice President



## FULL-TIME FRESHMAN ENROLLMENT By Year and Gender

Fall	Men	Women	Total
1995	1,003	1,137	2,140
1996	1,145	1,329	2,474
1997	1,084	1,084	2,168
1998	1,063	1,184	2,247
1999	1,103	1,181	2,284
2000	1,114	1,132	2,246
2001	940	1,163	2,103
2002	1,150	1,165	2,315
2003	1,055	1,153	2,208
2004	1,090	1,219	2,309

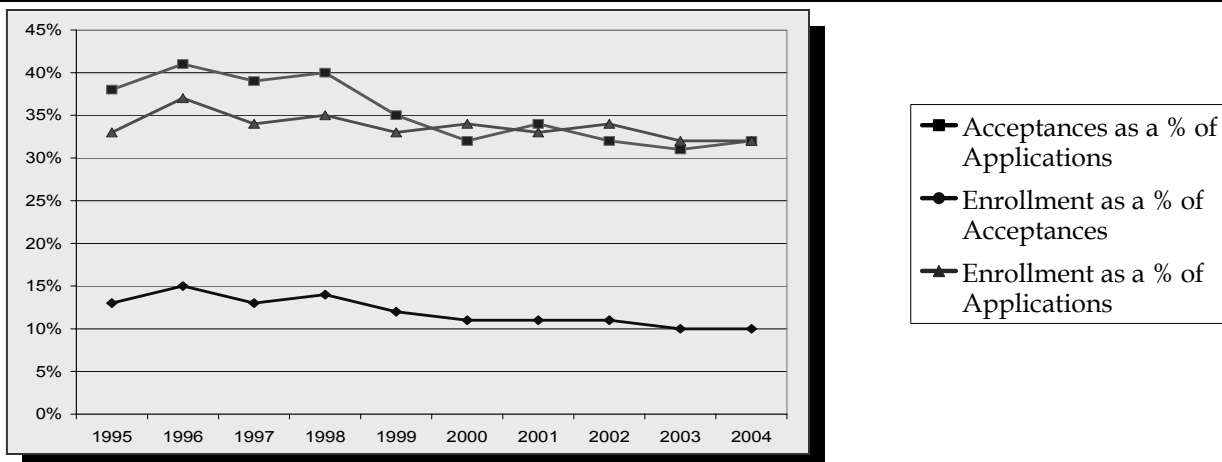
Source: Office of Undergraduate Admission

## FRESHMAN ADMISSION PROFILE Middle 50% Range of SAT Scores

Class	Verbal	Math	Combined
1999	520 - 620	610 - 700	1140 - 1300
2000*	580 - 670	600 - 690	1200 - 1340
2001	580 - 680	610 - 690	1210 - 1340
2002	590 - 680	610 - 690	1210 - 1350
2003	590 - 680	610 - 690	1210 - 1360
2004	600 - 690	620 - 700	1230 - 1370
2005	600 - 690	620 - 700	1240 - 1380
2006	600 - 690	620 - 710	1250 - 1390
2007	600 - 690	630 - 710	1260 - 1390
2008	610 - 700	630 - 710	1250 - 1400

\*Class of 2000 begins College Board recentered score series  
Source: Office of Undergraduate Admission

## FRESHMAN APPLICATION, ACCEPTANCES, AND ENROLLMENT By Year



Fall	Applications	Acceptances	Acceptances as a % of Applications	Total Enrollment	Enrollment as a % of Acceptances	Enrollment as a % of Applications
1995	16,680	6,399	38	2,140	33	13
1996	16,501	6,750	41	2,474	37	15
1997	16,455	6,455	39	2,168	34	13
1998	16,373	6,484	40	2,247	35	14
1999	19,746	6,976	35	2,284	33	12
2000	20,743	6,587	32	2,246	34	11
2001	19,059	6,401	34	2,103	33	11
2002	21,133	6,850	32	2,315	34	11
2003	22,424	6,896	31	2,208	32	10
2004	22,451	7,178	32	2,309	32	10

Note: Freshman enrollment reported above is based on deposits received from students accepting the offer of admission on or before the deadline set by the Committee on Admission  
Withdrawals may occur during the summer months and the first two weeks in September  
Source: Office of Undergraduate Admission

## APPLICATIONS, ACCEPTANCES, AND ENROLLMENT – CLASS OF 2008

### Geographic Distribution

State	Applications	Acceptances	Enrollment	State	Applications	Acceptances	Enrollment
Alabama	38	8	0	Nevada	37	12	4
Alaska	17	5	1	New Hampshire	373	91	42
Arizona	128	41	9	New Jersey	2,197	784	248
Arkansas	12	4	1	New Mexico	27	10	3
California	2,203	595	111	New York	3,323	1,125	356
Colorado	220	61	17	North Carolina	144	65	10
Connecticut	1,508	467	182	North Dakota	6	3	2
Delaware	42	18	5	Ohio	415	138	36
District of Columbia	97	39	10	Oklahoma	34	12	1
Florida	692	275	84	Oregon	102	30	9
Georgia	201	61	11	Pennsylvania	933	269	71
Hawaii	93	40	7	Rhode Island	306	94	44
Idaho	15	0	0	South Carolina	44	18	6
Illinois	688	198	53	South Dakota	5	2	0
Indiana	87	22	4	Tennessee	103	34	2
Iowa	39	19	1	Texas	497	162	41
Kansas	60	17	3	Utah	35	10	4
Kentucky	35	10	0	Vermont	130	25	11
Louisiana	65	26	1	Virginia	386	120	25
Maine	204	59	27	Washington	215	59	16
Maryland	574	248	78	West Virginia	20	2	0
Massachusetts	4,010	1,267	602	Wisconsin	190	69	16
Michigan	237	63	20	Wyoming	7	2	1
Minnesota	274	102	33	Puerto Rico	74	30	10
Mississippi	18	6	0	Virgin Islands, Guam, Canal Zone	35	18	2
Missouri	163	60	20	Other	1,036	264	66
Montana	16	5	0	<b>Total</b>	<b>22,451</b>	<b>7,178</b>	<b>2,309</b>
Nebraska	41	14	3				

Note: Application, Acceptance and Enrollment totals are as of May 28, 2004. Class of 2008 includes students from 43 states, the District of Columbia, Puerto Rico, the Virgin Islands, and 29 foreign countries.

Source: Office of Undergraduate Admission

## TOP CROSS APPLICATION COMPETITOR SCHOOLS OF ENROLLING FRESHMEN CLASS OF 2008

### Top 12 Colleges and Universities

Georgetown University	University of Pennsylvania	University of Notre Dame
Harvard College	Brown University	Duke University
Tufts University	Dartmouth College	New York University
Boston University	Cornell University	Yale University

Note: Competitor schools are determined by the number of admitted students applying to the listed colleges. They do not include students of competitor schools who were not admitted to Boston College.

Source: Office of Enrollment Management Research, 2004 Admitted Student Questionnaire Plus (2,368 student responses)

## UNDERGRADUATE TRANSFER STUDENT APPLICATIONS, ACCEPTANCES, AND ENROLLMENT Full-Time

Fall*	Applications	Acceptances	Acceptances as a % of Applications	Total Enrollment	Enrollment as a % of Acceptances	Enrollment as a % of Applications
1995	1,740	422	24	216	51	12
1996	1,526	252	17	113	45	7
1997	1,338	495	37	247	50	19
1998	1,339	496	35	225	48	17
1999	1,525	447	29	248	55	16
2000	1,363	256	19	142	56	10
2001	1,015	258	25	132	51	13
2002	1,079	130	12	71	55	7
2003	1,123	260	23	124	48	11
2004	942	240	25	122	51	13

\* Transfer enrollment typically increases 75-125 students second semester

Source: Office of Undergraduate Admission

## UNDERGRADUATE TRANSFER STUDENT ENROLLMENT By Type of Previous Institution and Gender

Fall*	2-Year Public	2-year Private	4-Year Public	4-Year Private	Total	Men	Women	Total
1995	31	6	58	121	216	91	125	216
1996	11	1	43	58	113	42	71	113
1997	22	5	66	154	247	112	135	247
1998	17	8	62	138	225	100	125	225
1999	24	4	59	161	248	95	153	248
2000	10	-	61	71	142	63	79	142
2001	9	2	45	76	132	59	73	132
2002	3	1	24	43	71	32	39	71
2003	13	0	34	77	124	55	69	124
2004	5	0	29	88	122	41	81	122

\* Transfer enrollment typically increases 75-125 students second semester

Source: Office of Undergraduate Admission

## ENROLLMENT, FALL 2004

### By School, Gender, and Full- and Part-Time

School	Full-Time			Part-Time			Total		
	Men	Women	Total	Men	Women	Total	Men	Women	Total
<b>Undergraduate Enrollment</b>									
School of Arts & Sciences	2,865	3,102	5,967	0	0	0	2,865	3,102	5,967
Carroll School of Management	1,242	735	1,977	0	0	0	1,242	735	1,977
Lynch School of Education	137	649	786	0	0	0	137	649	786
Connell School of Nursing	16	313	329	0	0	0	16	313	329
<b>Total Undergraduate Day Students</b>	<b>4,260</b>	<b>4,799</b>	<b>9,059</b>	<b>0</b>	<b>0</b>	<b>0</b>	<b>4,260</b>	<b>4,799</b>	<b>9,059</b>
College of Advancing Studies	163	122	285	208	221	429	371	343	714
<b>Graduate &amp; Professional Enrollment</b>									
Graduate Arts & Sciences	182	169	351	357	338	695	539	507	1,046
Graduate Education	82	333	415	190	450	640	272	783	1,055
Law School	391	405	796	0	0	0	391	405	796
Graduate Management	211	145	356	426	186	612	637	331	968
Graduate Nursing	6	107	113	8	112	120	14	219	233
Graduate Social Work	44	325	369	25	97	122	69	422	491
Graduate Advancing Studies	12	2	14	73	79	152	85	81	166
<b>Total Graduate &amp; Professional</b>	<b>928</b>	<b>1,486</b>	<b>2,414</b>	<b>1,079</b>	<b>1,262</b>	<b>2,341</b>	<b>2,007</b>	<b>2,748</b>	<b>4,755</b>
<b>Total University Enrollment</b>	<b>5,351</b>	<b>6,407</b>	<b>11,758</b>	<b>1,287</b>	<b>1,483</b>	<b>2,770</b>	<b>6,638</b>	<b>7,890</b>	<b>14,528</b>

Note: Undergraduate enrollment includes 254 students on Boston College International Exchange programs who are not on the Boston College campus. Excluding those studying abroad, the total number of undergraduates attending Boston College in the Fall 2004 semester is 8,805.  
Source: Office of Student Services

## STUDENT CREDIT HOURS

### By School

	1999-00	2000-01	2001-02	2002-03	2003-04
<b>Undergraduate</b>					
Arts & Sciences	173,869	171,305	173,114	175,346	173,624
Management	66,569	64,572	63,241	61,099	61,038
Education	24,982	23,885	23,654	23,466	23,719
Nursing	6,928	6,316	6,751	6,454	8,188
College of Advancing Studies	13,970	13,725	13,543	13,347	12,899
<b>Total Undergraduate</b>	<b>286,318</b>	<b>279,803</b>	<b>280,303</b>	<b>279,712</b>	<b>279,468</b>
<b>Graduate &amp; Professional</b>					
Graduate Arts and Sciences	9,072	8,913	9,118	9,202	8,988
Graduate Education	14,360	12,957	11,630	13,154	13,919
Graduate Management	13,311	14,334	14,405	14,730	14,629
Graduate Nursing	2,828	2,787	2,674	3,023	3,958
Graduate Social Work	14,409	13,178	12,590	12,598	11,007
Law School	23,609	23,016	23,489	23,416	23,578
Graduate Advancing Studies	2,071	1,707	1,582	1,766	1,659
<b>Total Graduate &amp; Professional</b>	<b>79,660</b>	<b>76,892</b>	<b>75,488</b>	<b>77,889</b>	<b>77,738</b>
<b>Total</b>	<b>365,978</b>	<b>356,695</b>	<b>355,791</b>	<b>357,601</b>	<b>357,206</b>

Source: Office of Student Services

## UNDERGRADUATE, GRADUATE & PROFESSIONAL ENROLLMENT, FALL 2000 TO FALL 2004 By School, Gender, and Full- and Part-Time

	Undergraduate Day Schools					Adv.St.	Graduate & Professional							Univ. Total	
	A&S	Mgt.	Ed.	Nurs.	Total		GA&S	GEd.	GNurs.	GMgt.	GSSW	Law	Adv.St.		Total
<b>Fall 2000</b>															
Full-Time	5,741	2,187	785	216	8,929	262	295	417	86	244	307	805	9	2,163	<b>11,354</b>
Part-Time	-	-	-	1	1	606	732	611	79	712	160	-	164	2,458	<b>3,065</b>
Men	2,766	1,394	107	5	4,272	461	526	244	7	635	66	392	76	1,946	<b>6,679</b>
Women	2,975	793	678	212	4,658	407	501	784	158	321	401	413	97	2,675	<b>7,740</b>
<b>Total</b>	<b>5,741</b>	<b>2,187</b>	<b>785</b>	<b>217</b>	<b>8,930</b>	<b>868</b>	<b>1,027</b>	<b>1,028</b>	<b>165</b>	<b>956</b>	<b>467</b>	<b>805</b>	<b>173</b>	<b>4,621</b>	<b>14,419</b>
<b>Fall 2001</b>															
Full-Time	5,850	2,148	772	230	9,000	260	326	325	83	281	300	813	4	2,132	<b>11,392</b>
Part-Time	-	-	-	-	-	537	689	618	68	692	143	1	167	2,378	<b>2,915</b>
Men	2,783	1,343	129	5	4,260	406	518	220	6	653	67	382	78	1,924	<b>6,590</b>
Women	3,067	805	643	225	4,740	391	497	723	145	320	376	432	93	2,586	<b>7,717</b>
<b>Total</b>	<b>5,850</b>	<b>2,148</b>	<b>772</b>	<b>230</b>	<b>9,000</b>	<b>797</b>	<b>1,015</b>	<b>943</b>	<b>151</b>	<b>973</b>	<b>443</b>	<b>814</b>	<b>171</b>	<b>4,510</b>	<b>14,307</b>
<b>Fall 2002</b>															
Full-Time	5,895	2,045	756	220	8,916	248	324	372	98	273	297	806	10	2,180	<b>11,344</b>
Part-Time	-	-	-	-	-	526	712	634	72	700	148	-	161	2,427	<b>2,953</b>
Men	2,889	1,264	126	6	4,285	401	519	235	5	643	64	367	72	1,905	<b>6,591</b>
Women	3,006	781	630	214	4,631	373	517	771	465	330	381	439	99	2,702	<b>7,706</b>
<b>Total</b>	<b>5,895</b>	<b>2,045</b>	<b>756</b>	<b>220</b>	<b>8,916</b>	<b>774</b>	<b>1,036</b>	<b>1,006</b>	<b>170</b>	<b>973</b>	<b>445</b>	<b>806</b>	<b>171</b>	<b>4,607</b>	<b>14,297</b>
<b>Fall 2003</b>															
Full-Time	5,767	2,048	767	269	8,851	282	318	419	125	349	363	811	12	2,397	<b>11,530</b>
Part-Time	-	-	-	-	-	486	719	642	69	629	156	1	147	2,363	<b>2,849</b>
Men	2,805	1,270	137	9	4,221	393	526	279	11	637	85	380	72	1,990	<b>6,604</b>
Women	2,962	778	630	260	4,630	375	511	782	183	341	434	432	87	2,770	<b>7,775</b>
<b>Total</b>	<b>5,767</b>	<b>2,048</b>	<b>767</b>	<b>269</b>	<b>8,851</b>	<b>768</b>	<b>1,037</b>	<b>1,061</b>	<b>194</b>	<b>978</b>	<b>519</b>	<b>812</b>	<b>159</b>	<b>4,760</b>	<b>14,379</b>
<b>Fall 2004</b>															
Full-Time	5,967	1,977	786	329	9,059	285	351	415	113	356	369	796	14	2,414	<b>11,758</b>
Part-Time	-	-	-	-	-	429	695	640	120	612	122	-	152	2,341	<b>2,770</b>
Men	2,865	1,242	137	16	4,260	371	539	272	14	637	69	391	85	2,007	<b>6,638</b>
Women	3,102	735	649	313	4,799	343	507	783	219	331	422	405	81	2,748	<b>7,890</b>
<b>Total</b>	<b>5,967</b>	<b>1,977</b>	<b>786</b>	<b>329</b>	<b>9,059</b>	<b>1,143</b>	<b>1,046</b>	<b>1,055</b>	<b>233</b>	<b>968</b>	<b>491</b>	<b>796</b>	<b>166</b>	<b>4,755</b>	<b>14,528</b>

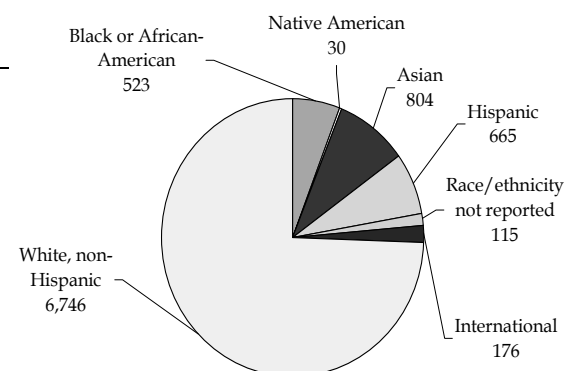
Source: Office of Student Services

## AHANA & INTERNATIONAL ENROLLMENT, FALL 2004 Undergraduate Day Schools

	Men	Women	Total	*Percent
Black or African-American	243	280	523	5.85%
Native American	8	22	30	0.34%
Asian	373	431	804	8.99%
Hispanic	276	389	665	7.44%
AHANA Undergraduate	900	1,122	2,022	22.61%
International Students**	85	91	176	1.94%
<b>AHANA &amp; International Students</b>	<b>985</b>	<b>1,213</b>	<b>2,198</b>	<b>24.55%</b>

\*Note that AHANA percentages are of students who report their race/ethnicity identification. In fall of 2004, 115 students (69 men, 46 women) did not report race or ethnicity. \*\*International students include nonresident aliens of all racial and ethnic groups including Caucasian.

Source: Office of Student Services



## FULL-TIME EQUIVALENT ENROLLMENT\*

By School, Fall 1995 through Fall 2004

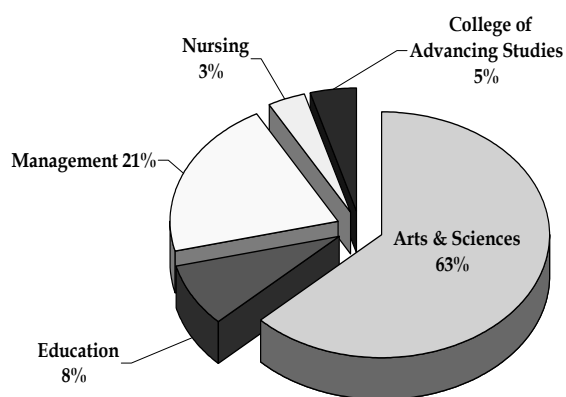
	1995	1996	1997	1998	1999	2000	2001	2002	2003	2004
<b>Undergraduate Students</b>										
Arts & Sciences	5,561	5,541	5,589	5,577	5,853	5,741		5,895	5,767	5,967
Education	698	772	806	810	828	785	772	756	767	786
Management	2,269	2,339	2,276	2,288	2,271	2,187	2,148	2,045	2,048	1,977
Nursing	367	305	250	247	237	216	230	220	269	329
<b>Total Day Students</b>	<b>8,895</b>	<b>8,957</b>	<b>8,921</b>	<b>8,922</b>	<b>9,189</b>	<b>8,929</b>	<b>9,000</b>	<b>8,916</b>	<b>8,851</b>	<b>9,059</b>
College of Advancing Studies**	633	624	531	485	439	464	440	423	444	428
<b>Total Undergraduate</b>	<b>9,528</b>	<b>9,581</b>	<b>9,452</b>	<b>9,407</b>	<b>9,628</b>	<b>9,393</b>	<b>9,440</b>	<b>9,339</b>	<b>9,295</b>	<b>9,487</b>
<b>Graduate &amp; Professional</b>										
Graduate Arts & Sciences	609	605	592	601	548	539	553	561	558	583
Graduate Education	600	601	600	655	665	621	532	583	633	628
Graduate Management	459	455	464	486	455	481	511	506	559	560
Graduate Nursing	90	68	87	99	117	112	106	122	148	153
Graduate Social Work	456	478	463	412	392	360	348	346	415	410
Law	819	803	826	825	829	805	813	806	811	796
Graduate Advancing Studies	-	49	68	81	77	64	60	64	61	65
<b>Total Graduate &amp; Professional</b>	<b>3,033</b>	<b>3,059</b>	<b>3,100</b>	<b>3,159</b>	<b>3,083</b>	<b>2,982</b>	<b>2,923</b>	<b>2,988</b>	<b>3,185</b>	<b>3,195</b>
<b>Total University</b>	<b>12,561</b>	<b>12,640</b>	<b>12,552</b>	<b>12,566</b>	<b>12,711</b>	<b>12,375</b>	<b>12,363</b>	<b>12,327</b>	<b>12,480</b>	<b>12,682</b>

\* Method of computation: three part-time students equal one full-time equivalent student

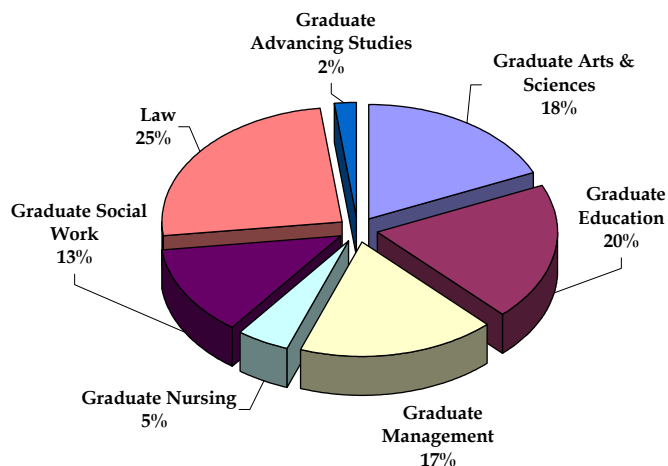
\*\* In 1996, the Evening College became the College of Advancing Studies and began to offer graduate programs

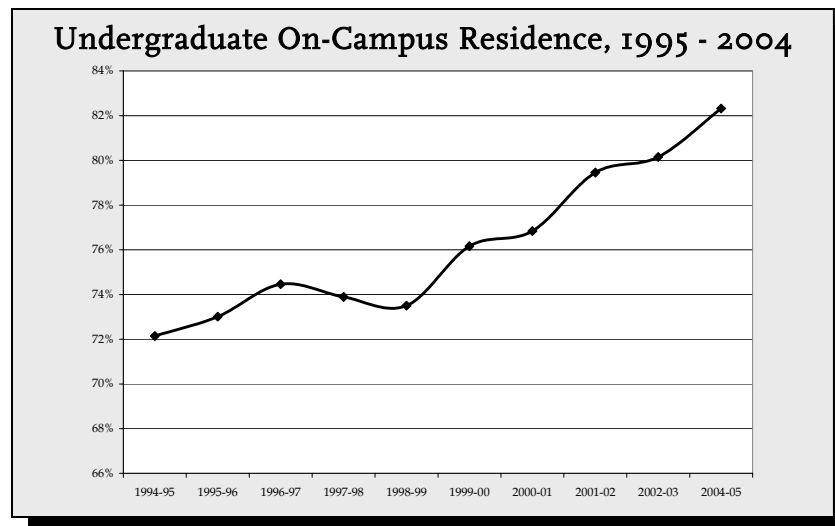
Source: Office of Student Services

### Full-Time Equivalent Undergraduate Students by School



### Full-Time Equivalent Graduate Students by School





## UNDERGRADUATES STUDYING ABROAD

	Fall Semester			Spring Semester			Annual Average		
	University Programs	External Programs	Total All Programs	University Programs	External Programs	Total All Programs	University Programs	External Programs	Total All Programs
1999-2000	196	35	231	348	127	475	272	81	353
2000-2001	230	50	280	347	144	491	289	97	386
2001-2002	239	50	289	224	125	349	277	96	372
2002-2003	255	43	298	303	103	406	279	73	352
2003-2004	269	64	333	328	148	476	299	106	405

Source: Office of Student Services

## SUMMER SESSION ENROLLMENT

Summer	1995	1996	1997	1998	1999	2000	2001	2002	2003	2004
Undergraduate	2,265	2,007	1,879	1,960	1,969	1,929	1,878	1,881	1,706	1,727
Graduate/Professional*	1,694	1,702	1,886	1,843	1,855	2,031	1,751	1,725	2,037	2,060
<b>Total</b>	<b>3,959</b>	<b>3,709</b>	<b>3,765</b>	<b>3,803</b>	<b>3,824</b>	<b>3,960</b>	<b>3,629</b>	<b>3,606</b>	<b>3,743</b>	<b>3,787</b>

\*Includes students registered through the Institute of Religious Education and the Carroll Graduate School of Management

Source: Office of Student Services

## GEOGRAPHIC DISTRIBUTION OF UNDERGRADUATE STUDENTS By State

State	1980	1990	2000	2003	2004	State	1980	1990	2000	2003	2004
Alabama	1	11	10	12	12	Nevada	0	7	3	4	9
Alaska	0	0	4	3	4	New Hampshire	130	172	184	166	176
Arizona	2	18	29	39	41	New Jersey	734	672	941	955	1,004
Arkansas	2	7	4	3	3	New Mexico	4	2	12	7	7
California	49	184	380	419	435	New York	1,118	1,039	1,372	1,432	1,449
Colorado	6	45	57	69	65	North Carolina	1	22	26	36	42
Connecticut	952	728	765	699	697	North Dakota	0	2	1	2	4
Delaware	20	23	22	18	16	Ohio	74	132	125	145	134
Washington, D.C.	20	28	29	24	26	Oklahoma	1	15	13	12	10
Florida	65	232	303	234	251	Oregon	3	8	20	18	23
Georgia	5	35	53	53	49	Pennsylvania	219	308	309	291	307
Hawaii	3	36	34	21	19	Rhode Island	282	260	184	191	188
Idaho	1	3	4	6	4	South Carolina	3	11	5	8	13
Illinois	133	150	248	228	214	South Dakota	0	1	1	1	0
Indiana	9	25	29	28	25	Tennessee	1	16	15	15	15
Iowa	1	8	17	14	9	Texas	11	122	131	146	131
Kansas	4	14	28	25	18	Utah	1	4	4	13	13
Kentucky	6	11	15	16	7	Vermont	27	47	52	50	42
Louisiana	4	38	22	25	21	Virginia	41	68	76	88	90
Maine	104	128	108	102	93	Washington	8	20	63	49	58
Maryland	109	184	255	231	241	West Virginia	3	9	2	5	3
Massachusetts	4,269	3,135	2,401	2,435	2,516	Wisconsin	25	53	50	54	62
Michigan	55	82	71	72	69	Wyoming	1	2	1	2	3
Minnesota	27	77	110	117	129	Guam	0	0	4	0	1
Mississippi	0	4	2	3	3	Puerto Rico	n/a	70	47	41	41
Missouri	17	49	54	53	61	Virgin Islands	n/a	6	1	4	5
Montana	1	6	4	11	10	International	172	227	208	142	176
Nebraska	5	30	22	14	15	<b>Total</b>	<b>8,729</b>	<b>8,586</b>	<b>8,930</b>	<b>8,851</b>	<b>9,059</b>

Source: Office of Student Services



## UNDERGRADUATE MAJORS by School, 1995-2004

	1995	1996	1997	1998	1999	2000	2001	2002	2003	2004
<b>Arts &amp; Sciences</b>										
Art History	38	37	38	36	34	32	45	42	41	60
Biochemistry	111	115	117	97	84	83	82	95	118	125
Biology	752	734	665	543	539	481	443	465	494	581
Chemistry	100	89	84	90	94	84	89	102	98	86
Classics	20	20	24	19	15	11	21	17	26	33
Communication	522	499	542	624	734	865	945	963	925	943
Computer Science	97	118	133	181	202	200	189	139	108	93
Economics	356	364	404	430	402	382	374	398	417	411
English	927	935	931	868	906	863	845	770	758	814
Film Studies	-	-	-	-	-	10	32	46	45	50
French	50	43	39	45	50	56	47	49	46	34
Geology/Geophysics	82	80	73	66	58	52	42	30	29	31
German	9	6	148	8	11	10	3	7	12	16
History	411	379	392	410	431	451	465	530	560	595
Independent	4	2	1	3	2	5	3	1	-	-
International Studies	-	40	67	64	56	45	31	32	35	57
Italian	4	5	7	6	4	5	3	5	2	7
Mathematics	176	190	168	123	148	135	134	194	200	196
Music	21	19	23	26	23	22	29	32	31	36
Philosophy	198	178	158	166	193	211	230	261	252	255
Physics	28	33	18	29	33	36	34	46	50	61
Romance Languages-Total	130	119	120	116	114	110	96	111	115	101
Political Science	747	700	671	618	649	626	646	669	693	796
Psychology	743	736	694	703	764	684	660	617	492	428
Slavic & Eastern Languages	18	12	8	11	11	7	5	12	15	15
Sociology	245	233	239	238	249	219	219	247	232	202
Spanish/Hispanic Studies	76	71	74	65	60	49	46	57	67	60
Studio Art	41	48	34	41	44	42	40	41	42	42
Theater Arts	43	66	87	84	106	101	91	91	107	124
Theology	36	47	54	70	80	88	92	137	130	151
<b>Education</b>										
American Heritage	2	4	2	2	1	2	2	4	8	7
Child in Society	86	99	88	67	65	49	40	31	30	26
Early Childhood	72	57	50	53	68	57	52	43	42	45
Elementary Education	196	231	222	217	224	256	279	297	294	270
General Science	3	5	2	4	6	4	2	3	5	1
Hispanic Experience	7	9	8	7	5	7	14	9	7	9
Human Development	191	231	258	289	290	277	285	276	295	314
Intensive Special Needs	22	29	28	41	27	21	15	4	-	-
Math/Computer Science	19	29	33	34	33	29	23	26	40	32
Moderate Special Needs	106	116	132	122	125	85	24	7	-	-
Secondary Education	104	143	152	146	160	123	143	148	155	161
<b>Management</b>										
Accounting	426	383	353	336	298	245	246	279	287	302
Accounting/Information Tech.	-	-	-	-	-	-	4	7	9	4
Computer Science	38	56	61	63	62	63	73	52	28	14
Corp. Reporting & Analysis	-	-	-	-	-	-	-	-	32	25
Economics	156	143	149	148	139	128	136	127	140	128
Economics/Op. Res.	3	-	-	-	-	-	-	-	-	-
Finance	702	747	743	783	797	732	665	679	717	763
General Management	268	258	250	232	259	215	189	159	136	125
Human Resource Management	59	67	59	62	54	30	45	39	37	38
Information Systems	50	82	94	136	159	181	176	128	85	50
Marketing	430	487	463	498	444	427	429	395	397	392
Operations & Technology Mgt.	55	67	79	87	79	86	65	65	48	29
<b>Nursing</b>										
	368	306	250	250	238	217	230	220	269	329

Note: This table includes each declared major. Students with double or triple majors are therefore counted two and three times; College of Advancing Studies students are not included in this table.  
Source: Office of Student Services

## UNDERGRADUATE MINORS BY SCHOOL, 1995-2004\*

	1995	2000	2002	2003	2004
<b>Arts &amp; Sciences</b>					
American Studies	12	10	22	25	24
Art History	0	4	11	11	10
Ancient Civilization	0	1	12	7	15
Asian Studies	4	4	11	14	16
Biopsychology	0	0	0	0	2
Black Studies	22	9	22	32	36
Chemistry	0	6	26	31	56
Classical Studies	0	3	1	0	0
Cognitive Sciences	3	4	7	2	0
Computer Science	21	33	19	21	11
Creative Writing	0	0	0	1	0
Economics	0	45	55	52	40
Environmental Studies	0	68	37	32	52
Faith, Peace, and Justice	28	33	104	84	78
Film Studies	25	24	37	47	58
French	0	28	41	53	67
General Education	44	41	31	36	27
Geology/Geophysics	0	3	3	5	6
German/Germanic Studies	0	8	12	9	14
Health Science	26	25	22	21	21
Hispanic Studies	0	82	73	73	82
History	0	65	136	177	178
Irish Studies	3	5	6	12	8
International Studies	43	28	47	87	124
Italian/Italian Studies	5	12	13	25	21
Latin American Studies	0	7	24	20	24
Mathematics	0	23	34	46	44
Math/Computer Science	0	2	1	0	1
Middle Eastern Studies	0	1	2	22	30
Music	0	19	43	39	30
Philosophy	0	21	35	48	68
Physics	0	3	3	2	4
Psychology Studies	0	0	0	3	10
Russian/Eastern Europe	0	0	3	3	5
Sociology	0	0	1	4	0
Scientific Computation	0	3	5	4	5
Secondary Education	51	28	22	17	15
Studio Art	0	18	37	45	53
Theology	0	11	26	35	32
Women's Studies	15	17	17	22	19
<b>Education</b>					
Hispanic Studies	0	8	1	0	3
Math/Elementary/Secondary	0	0	3	7	7
Organizational Studies	6	31	33	26	30
Special Education	0	28	50	55	46
<b>Management</b>					
Human Development	10	8	5	13	11
International Studies	15	8	8	6	0
Psychology/Management	0	9	2	2	3
<b>Programs of Study</b>					
Pre Dental	40	29	25	25	40
Pre Medical	1,145	900	1,014	1,086	1,095
Pre Law	837	479	606	613	624

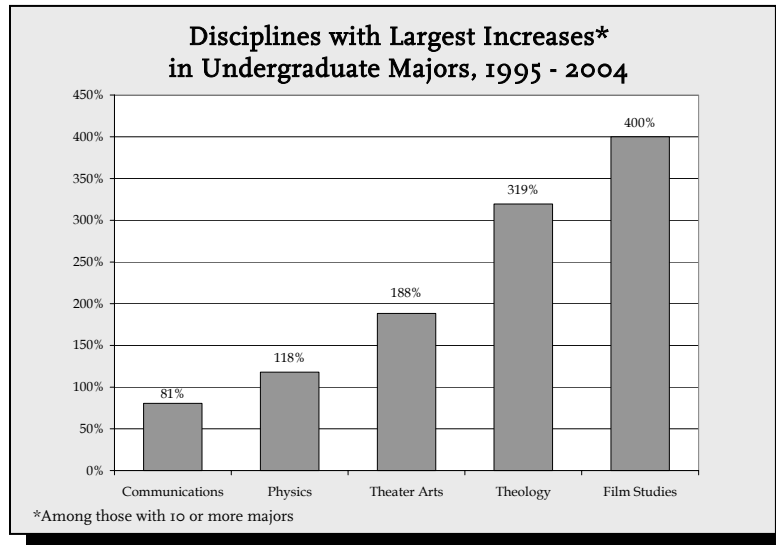
\*2001 data not available

Source: Office of Student Services

## MOST POPULAR UNDERGRADUATE MAJORS By Year

1995		2000		2004	
English	927	Communication	865	Communication	943
Biology	752	English	863	English	814
Political Science	747	Finance	732	Political Science	796
Psychology	743	Psychology	684	Finance	763
Finance	702	Political Science	626	History	595
Communication	522	Biology	481	Biology	581
Marketing	430	History	451	Psychology	428
Accounting	426	Marketing	427	Economics	411
History	411	Economics	382	Marketing	392
Nursing	368	Human Development	277	Nursing	329

Source: Office of Student Services



## MOST POPULAR UNDERGRADUATE MINORS By Year

1995		2000		2004	
International Studies	58	Hispanic Studies	82	History	178
Secondary Education	51	Environmental Studies	68	International Studies	124
General Education	44	History	65	Hispanic Studies	82
Faith, Peace, and Justice	28	Economics	45	Faith, Peace, and Justice	78
Health Science	26	General Education	41	Philosophy	68
Film Studies	25	International Studies	36	French	67
Black Studies	22	Computer Science	33	Film Studies	58
Computer Science	21	Faith, Peace, and Justice	33	Chemistry	56
Women's Studies	15	Organizational Studies	29	Studio Art	53
American Studies	12	French	28	Environmental Studies	52
		Secondary Education	28		
		Special Education	28		

\*Does not include Pre-Dental, Pre-Law, or Pre-Medical programs of study  
Source: Office of Student Services

## INTERNATIONAL STUDENTS & SCHOLARS By School, 2004-2005\*

Arts & Sciences	78
Education	10
Management	83
Nursing	1
College of Advancing Studies	3
Exchange Students - Undergraduate	62
<b>Total Undergraduate</b>	<b>237</b>
Graduate Arts & Sciences	240
Graduate Education	76
Graduate Management	152
Graduate Nursing	4
Graduate Social Work	6
Law	17
Graduate Advancing Studies	5
Graduate Exchange Students	4
Graduate Visiting Students	46
<b>Total Graduate/Professional</b>	<b>550</b>
<b>Total Enrolled Students</b>	<b>787</b>
Practical Training**	106
Faculty and Research Scholars	142
<b>Total</b>	<b>1,035</b>

\* These figures do not include students, faculty and scholars who will arrive in the spring 2005, which would add approximately 60-70 to the total international population for 2004-2005

\*\* Students who have graduated from Boston College and who are undertaking a period of practical training in the United States

Source: Office of the Dean for Student Development

## INTERNATIONAL STUDENTS & SCHOLARS By Class or Program, 2004-2005\*

Freshmen	58
Sophomores	57
Juniors	19
Seniors	38
Undergraduate Exchange Students	62
Visiting Students	3
<b>Total Undergraduate</b>	<b>237</b>
Graduate/Professional	
M.A.	47
M.A.T.	0
M.B.A.	35
M.Ed.	17
M.S.	100
M.S.W.	5
C.A.E.S.	3
Ph.D.	276
J.D.	17
Graduate Exchange Students	4
Graduate Visiting Students	46
<b>Total Graduate/Professional</b>	<b>550</b>
Practical Training**	106
Faculty and Research Scholars	142
<b>Total</b>	<b>1,035</b>

\* These figures do not include students, faculty and scholars who will arrive in the spring 2005, which would add approximately 60-70 to the total international population for 2004-2005

\*\* Students who have graduated from Boston College and who are undertaking a period of practical training in the United States

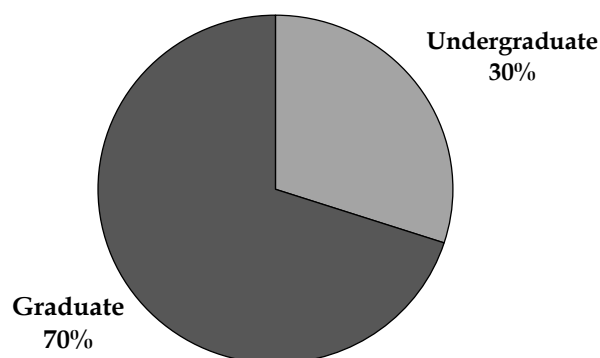
Source: Office of the Dean for Student Development

## INTERNATIONAL STUDENTS & SCHOLARS By Gender and Program, 2004 - 2005

	Men	Women	Total
Undergraduate	115	122	237
Graduate	271	279	550
Practical Training*	40	66	106
Faculty and Research Scholars	83	59	142
<b>Total</b>	<b>509</b>	<b>526</b>	<b>1,035</b>

\* Students who have graduated from Boston College and who are undertaking a period of practical training in the United States

Source: Office of the Dean for Student Development



## INTERNATIONAL STUDENTS BY COUNTRY

### Undergraduate and Graduate, 2004-2005

	Under-graduate	Graduate/ Professional	Total		Under-graduate	Graduate/ Professional	Total
Albania	1	1	2	Kuwait	-	2	2
Algeria	-	1	1	Latvia	-	1	1
Argentina	3	4	7	Lebanon	-	4	4
Armenia	-	3	3	Liberia	1	-	1
Australia	14	3	17	Lithuania	-	1	1
Austria	-	1	1	Malawi	-	1	1
Bahamas	1	-	1	Malaysia	1	1	2
Belarus	-	1	1	Mauritius	-	1	1
Bolivia	1	-	1	Mexico	2	3	5
Brazil	6	4	10	Moldova	-	1	1
Bulgaria	3	13	16	Morocco	1	5	6
Cameroon	-	1	1	Nepal	-	5	5
Canada	15	48	63	Netherlands	5	-	5
Chad	-	1	1	Nicaragua	1	-	1
Chile	2	4	6	Nigeria	1	5	6
China	5	144	149	Norway	1	-	1
Colombia	2	6	8	Palestine	-	6	6
Czech Republic	-	2	2	Panama	1	2	3
Denmark	4	-	4	Paraguay	1	-	1
Dominican Republic	6	3	9	Peru	1	6	7
Ecuador	6	1	7	Philippines	1	6	7
Egypt	2	2	4	Poland	1	-	1
El Salvador	1	1	2	Portugal	-	2	2
Ethiopia	-	1	1	Republic of the Congo	-	1	1
Finland	2	1	3	Romania	-	2	2
France	11	11	22	Russia	3	6	9
Georgia	-	1	1	Rwanda	-	2	2
Germany	9	5	14	Saudi Arabia	4	1	5
Ghana	-	1	1	Singapore	5	5	10
Greece	4	2	6	Slovakia	1	1	2
Haiti	1	-	1	Slovenia	-	1	1
Hong Kong	4	1	5	Spain	7	6	13
Hungary	1	-	1	Sweden	-	1	1
Iceland	2	1	3	Taiwan	2	16	18
India	4	28	32	Tanzania	-	1	1
Indonesia	4	4	8	Thailand	1	7	8
Ireland	6	12	18	Trinidad & Tobago	1	-	1
Israel	2	6	8	Tunisia	-	2	2
Italy	6	13	19	Turkey	2	19	21
Jamaica	-	4	4	Uganda	1	5	6
Japan	5	14	19	Ukraine	-	3	3
Jerusalem	-	1	1	United Kingdom	11	12	23
Jordan	1	3	4	Venezuela	4	5	9
Kazakhstan	1	3	4	Vietnam	-	4	4
Kenya	1	4	5	Yugoslavia	-	1	1
Korea South	40	35	75	Zimbabwe	-	1	1
				<b>Total</b>	<b>237</b>	<b>550</b>	<b>787</b>
				<b>Countries Represented</b>			<b>94</b>

Source: Office of the Dean for Student Development

## UNDERGRADUATE AND GRADUATE DEGREES CONFERRED\*

### By Degree and Gender

	1999-2000			2000-2001			2001-2002			2002-2003			2003-2004		
	Men	Women	Total	Men	Women	Total	Men	Women	Total	Men	Women	Total	Men	Women	Total
<b>Undergraduate</b>															
Arts & Sciences															
A.B.	583	626	1,209	594	652	1,246	538	690	1,228	637	701	1,338	574	604	1,178
B.S.	96	75	171	80	80	160	76	81	157	82	52	134	90	67	157
Total Arts & Sciences	679	701	1,380	674	732	1,406	614	771	1,385	719	753	1,472	664	671	1,335
Education - A.B.															
	26	196	222	20	184	204	27	171	198	27	157	184	24	171	195
Management - B.S.															
	381	276	657	376	206	582	352	215	567	325	201	526	369	186	555
Nursing - B.S.															
	2	58	60	1	46	47	2	62	64	1	42	43	1	45	46
<b>Subtotal Undergraduate</b>															
<b>Day Degrees Conferred</b>	<b>1,088</b>	<b>1,231</b>	<b>2,319</b>	<b>1,071</b>	<b>1,168</b>	<b>2,239</b>	<b>995</b>	<b>1,219</b>	<b>2,214</b>	<b>1,072</b>	<b>1,153</b>	<b>2,225</b>	<b>1,058</b>	<b>1,073</b>	<b>2,131</b>
Advancing Studies - A.B.															
	43	54	97	47	50	97	56	41	97	42	46	88	48	44	92
<b>Total Undergraduate</b>															
<b>Degrees Conferred</b>	<b>1,131</b>	<b>1,285</b>	<b>2,416</b>	<b>1,118</b>	<b>1,218</b>	<b>2,336</b>	<b>1,051</b>	<b>1,260</b>	<b>2,311</b>	<b>1,114</b>	<b>1,199</b>	<b>2,313</b>	<b>1,106</b>	<b>1,117</b>	<b>2,223</b>
<b>Graduate</b>															
Ph.D	53	63	116	40	69	109	55	65	120	54	77	131	55	62	117
D.Ed	-	-	-	-	-	-	-	-	-	5	7	12	1	4	5
M.A.	65	173	238	98	196	294	94	168	262	81	169	250	88	225	313
M.S.	108	115	223	93	112	205	97	85	182	109	122	231	117	126	243
M.Ed.	39	191	230	51	178	229	21	173	194	34	167	201	40	152	192
M.A.T.	2	1	3	1	4	5	1	3	4	2	3	5	0	3	3
M.S.W.	27	156	183	27	143	170	20	132	152	15	136	151	28	140	168
M.S.T.	3	2	5	1	1	2	-	3	3	-	-	-	2	1	3
M.B.A.	178	90	268	155	99	254	193	97	290	160	90	250	157	99	256
C.A.E.S.	2	10	12	3	9	12	-	13	13	1	4	5	6	11	17
<b>Total Graduate</b>															
<b>Degrees Conferred</b>	<b>477</b>	<b>801</b>	<b>1,278</b>	<b>469</b>	<b>811</b>	<b>1,280</b>	<b>481</b>	<b>739</b>	<b>1,220</b>	<b>461</b>	<b>775</b>	<b>1,236</b>	<b>494</b>	<b>823</b>	<b>1,317</b>
<b>Professional</b>															
J.D.	127	173	300	130	132	262	150	118	268	115	158	273	130	145	275
<b>Total Graduate and Professional</b>															
<b>Degrees Conferred</b>	<b>604</b>	<b>974</b>	<b>1,578</b>	<b>599</b>	<b>943</b>	<b>1,542</b>	<b>631</b>	<b>857</b>	<b>1,488</b>	<b>576</b>	<b>933</b>	<b>1,509</b>	<b>624</b>	<b>968</b>	<b>1,592</b>
<b>Total Degrees</b>															
<b>Conferred</b>	<b>1,735</b>	<b>2,259</b>	<b>3,994</b>	<b>1,717</b>	<b>2,161</b>	<b>3,878</b>	<b>1,682</b>	<b>2,117</b>	<b>3,799</b>	<b>1,690</b>	<b>2,132</b>	<b>3,822</b>	<b>1,730</b>	<b>2,085</b>	<b>3,815</b>

\*August, December, and May graduations combined  
Source: Office of Student Services

**UNDERGRADUATE DEGREES CONFERRED\*****By Degree and Number of Majors**

	1999-2000	2000-2001	2001-2002	2002-2003	2003-2004
<b>College of Arts and Sciences</b>					
<b>A.B.</b>					
Single Major	971	1061	1032	1117	964
Double Major	237	184	192	220	213
Triple Major	1	1	4	1	1
Total A.B. Degrees	1,209	1,246	1,228	1,338	1,178
<b>B.S.</b>					
Single Major	149	149	142	125	134
Double Major	22	11	15	9	23
Triple Major	-	-	-	-	-
Total B.S. Degrees	171	160	157	134	157
Total College of Arts & Sciences	1,380	1,406	1,385	1,472	1,335
<b>Lynch School of Education - A.B.</b>					
Single Major	39	55	41	40	40
Double Major	181	149	157	144	154
Triple Major	2	-	-	-	1
Total Lynch School of Education	222	204	198	184	195
<b>Carroll School of Management - B.S.</b>					
Single Major	430	374	346	312	299
Double Major	220	201	221	205	248
Triple Major	7	7	-	9	8
Total Carroll School of Management	657	582	567	526	555
<b>Connell School of Nursing</b>					
Single Major	60	47	63	42	46
Double Major	-	-	1	1	-
Total Connell School of Nursing	60	47	64	43	46
Subtotal-Undergraduate Day Degrees Conferred	2,319	2,239	2,214	2,225	2,131
<b>Woods College of Advancing Studies - A.B.</b>					
Single Major	97	97	97	86	88
Double Major	-	-	-	2	4
Triple Major	-	-	-	-	-
Total Woods College of Advancing Studies	97	97	97	88	92
<b>Total Undergraduate Degrees Conferred</b>	<b>2,416</b>	<b>2,336</b>	<b>2,311</b>	<b>2,313</b>	<b>2,223</b>

\*August, December, and May graduations combined  
Source: Office of Student Services

## UNDERGRADUATE DEGREES CONFERRED

### By Major\*

	1999-2000	2000-2001	2001-2002	2002-2003	2003-2004
Accounting	103	77	66	89	99
Accounting/Information Technology	-	-	-	1	3
Art History	14	7	10	14	15
Biochemistry	25	15	21	15	17
Biology	96	109	88	81	94
Chemistry	24	18	18	23	26
Child in Society	4	4	5	-	1
Classics	4	1	4	3	2
Communication	180	215	227	240	192
Computer Science	60	54	58	57	48
Corporate Reporting & Analysis	-	-	-	-	1
Early Childhood Education	12	11	13	12	9
Economics	170	133	147	143	145
Elementary Education	49	47	64	58	78
Elementary Education & Moderate Special Needs	42	30	7	7	-
English	203	215	211	232	199
Environmental Geosciences	9	10	19	8	7
Film Studies	-	1	7	4	7
Finance	259	257	208	206	221
French	11	8	11	7	9
Geology	6	-	-	-	-
Geophysics	2	2	2	-	-
Geology/Geophysics	3	1	1	-	2
German	5	3	-	3	0
Hispanic Studies	13	8	6	8	7
History	115	119	125	145	143
Human Development	66	85	79	75	81
Independent	3	2	1	1	-
Information Systems	22	27	43	32	18
International Studies	23	28	14	12	12
Italian	-	1	-	2	1
Linguistics	1	1	1	1	0
Management	25	17	18	21	15
Marketing	167	147	160	124	135
Mathematics	27	25	22	32	28
Mathematics/Computer Science	1	-	3	-	-
Music	6	4	5	4	4
Nursing	60	47	64	43	46
Operations & Technology Management	15	19	14	16	15
Organizational Studies/Human Resource Management	20	9	12	6	6
Philosophy	40	42	35	62	49
Physics	6	5	7	6	13
Political Science	123	134	130	121	121
Psychology	151	146	155	151	133
Russian	1	1	1	-	1
Secondary Education	40	22	24	29	26
Severe Special Needs	8	5	3	3	-
Slavic Studies	1	-	-	-	-
Sociology	64	89	53	87	61
Studio Art	6	11	9	6	4
Theatre	17	16	21	14	10
Theology	17	11	22	21	27
<b>TOTAL**</b>	<b>2,319</b>	<b>2,239</b>	<b>2,214</b>	<b>2,225</b>	<b>2,131</b>

\*Double and triple majors counted by first major

\*\*Woods College of Advancing Studies majors are not included in this total

Source: Office of Student Services



## UNDERGRADUATE DEGREES CONFERRED

### By School and Major\*

	2001-2002						2002-2003						2003-2004					
	A&S		Ed	Mgt	Nurs	Total	A&S		Ed	Mgt	Nurs	Total	A&S		Ed	Mgt	Nurs	Total
	AB	BS	AB	BS	BS		AB	BS	AB	BS	BS		AB	BS	AB	BS	BS	
Accounting	-	-	-	66	-	66	-	-	-	89	-	89	-	-	-	99	-	99
Accounting/Information Tech	-	-	-	-	-	-	-	-	1	-	1	-	-	-	3	-	3	
Art History	10	-	-	-	-	10	14	-	-	-	14	15	-	-	-	-	15	
Biochemistry	-	21	-	-	-	21	-	15	-	-	15	-	17	-	-	-	17	
Biology	-	88	-	-	-	88	1	80	-	-	81	9	85	-	-	-	94	
Chemistry	-	18	-	-	-	18	-	23	-	-	23	-	26	-	-	-	26	
Child in Society	-	-	5	-	-	5	-	-	-	-	0	-	-	1	-	-	1	
Classics	4	-	-	-	-	4	3	-	-	-	3	2	-	-	-	-	2	
Communication	227	-	-	-	-	227	240	-	-	-	240	192	-	-	-	-	192	
Computer Science	40	-	-	18	-	18	47	2	-	8	57	27	7	-	14	-	48	
Corporate Reporting & Analysis	-	-	-	-	-	-	-	-	-	-	-	-	-	-	1	-	1	
Early Childhood Education	-	-	13	-	-	13	-	-	12	-	12	-	-	9	-	-	9	
Economics	119	-	-	28	-	147	120	-	-	23	143	117	-	-	28	-	145	
Elementary Education	-	-	64	-	-	64	-	-	58	-	58	-	-	78	-	-	78	
Elementary Education & Moderate Special Needs	-	-	7	-	-	7	-	-	7	-	7	-	-	-	-	-	-	
English	211	-	-	-	-	211	232	-	-	-	232	199	-	-	-	-	199	
Environmental Geosciences	-	19	-	-	-	19	-	8	-	-	8	-	7	-	-	-	7	
Finance	-	-	-	208	-	208	-	-	206	-	206	-	-	-	221	-	221	
Film Studies	7	-	-	-	-	7	4	-	-	-	4	7	-	-	-	-	7	
French	11	-	-	-	-	11	7	-	-	-	7	9	-	-	-	-	9	
Geology	-	-	-	-	-	-	-	-	-	-	-	-	-	-	-	-	-	
Geophysics	-	2	-	-	-	2	-	-	-	-	-	-	-	-	-	-	-	
Geology/Geophysics	-	1	-	-	-	1	-	-	-	-	-	-	2	-	-	-	2	
German	-	-	-	-	-	-	3	-	-	-	3	-	-	-	-	-	-	
Hispanic Studies	6	-	-	-	-	6	8	-	-	-	8	7	-	-	-	-	7	
History	125	-	-	-	-	125	145	-	-	-	145	143	-	-	-	-	143	
Human Development	-	-	79	-	-	79	-	-	75	-	75	-	-	81	-	-	81	
Independent	-	1	-	-	-	1	1	-	-	-	1	-	-	-	-	-	-	
Information Systems	-	-	-	43	-	43	-	-	32	-	32	-	-	-	18	-	18	
International Studies	14	-	-	-	-	14	12	-	-	-	12	12	-	-	-	-	12	
Italian	-	-	-	-	-	-	2	-	-	-	2	1	-	-	-	-	1	
Linguistics	1	-	-	-	-	1	1	-	-	-	1	-	-	-	-	-	-	
Management	-	-	-	18	-	18	-	-	21	-	21	-	-	-	15	-	15	
Marketing	-	-	-	160	-	160	-	-	124	-	124	-	-	-	135	-	135	
Mathematics	22	-	-	-	-	22	32	-	-	-	32	28	-	-	-	-	28	
Mathematics/Computer Science	-	-	3	-	-	3	-	-	-	-	-	-	-	-	-	-	-	
Music	5	-	-	-	-	5	4	-	-	-	4	4	-	-	-	-	4	
Nursing	-	-	-	-	64	64	-	-	-	43	43	-	-	-	-	46	46	
Operations & Technology Mgmt	-	-	-	14	-	14	-	-	16	-	16	-	-	-	15	-	15	
Organizational Studies/ Human Resource Management	-	-	-	12	-	12	-	-	6	-	6	-	-	-	6	-	6	
Philosophy	35	-	-	-	-	35	62	-	-	-	62	49	-	-	-	-	49	
Physics	-	7	-	-	-	7	-	6	-	-	6	-	13	-	-	-	13	
Political Science	130	-	-	-	-	130	121	-	-	-	121	121	-	-	-	-	121	
Psychology	155	-	-	-	-	155	151	-	-	-	151	133	-	-	-	-	133	
Russian	1	-	-	-	-	1	-	-	-	-	-	1	-	-	-	-	1	
Secondary Education	-	-	24	-	-	24	-	-	29	-	29	-	-	26	-	-	26	
Severe Special Needs	-	-	3	-	-	3	-	-	3	-	3	-	-	-	-	-	-	
Slavic Studies	-	-	-	-	-	-	-	-	-	-	-	-	-	-	-	-	-	
Sociology	53	-	-	-	-	53	87	-	-	-	87	61	-	-	-	-	61	
Studio Art	9	-	-	-	-	9	6	-	-	-	6	4	-	-	-	-	4	
Theatre	21	-	-	-	-	21	14	-	-	-	14	10	-	-	-	-	10	
Theology	22	-	-	-	-	22	21	-	-	-	21	27	-	-	-	-	27	
<b>Total**</b>	<b>1,228</b>	<b>157</b>	<b>198</b>	<b>567</b>	<b>64</b>	<b>2,174</b>	<b>1,338</b>	<b>134</b>	<b>184</b>	<b>526</b>	<b>43</b>	<b>2,225</b>	<b>1,178</b>	<b>157</b>	<b>195</b>	<b>555</b>	<b>46</b>	<b>2,131</b>

\*Double &amp; triple majors counted by first major

\*\*Woods College of Advancing Studies majors are not included in this total

Source: Office of Student Services

## GRADUATE DEGREES CONFERRED, 2003-2004\*

### By School, Degree, Primary Field, and Gender

	Doctorates			Master's/Certificates/J.D.			Total		
	Men	Women	Total	Men	Women	Total	Men	Women	Total
<b>Graduate School of Arts &amp; Sciences</b>									
<b>Humanities</b>									
American Studies	-	-	-	-	-	-	-	-	-
Classics	-	-	-	-	-	-	-	-	-
English	1	1	2	7	32	39	8	33	41
History	4	1	5	2	8	10	6	9	15
Latin & Greek	-	-	-	1	0	1	1	0	1
Linguistics	-	-	-	0	1	1	0	1	1
Pastoral Ministry	-	-	-	9	24	33	9	24	33
Philosophy	2	2	4	14	9	23	16	11	27
Religion & Education	-	1	1	-	-	-	0	1	1
Romance Languages	1	5	6	2	6	8	3	11	14
Russian	-	-	-	-	1	1	-	1	1
Slavic Studies	-	-	-	-	-	-	-	-	-
Theology	6	4	10	7	6	13	13	10	23
<b>Social Sciences</b>									
Economics	4	5	9	6	8	14	10	13	23
Political Science	-	-	-	4	3	7	4	3	7
Psychology	-	-	-	-	-	-	-	-	-
Sociology	2	2	4	2	5	7	4	7	11
<b>Sciences</b>									
Biology	1	-	1	1	-	1	2	0	2
Chemistry	12	4	16	-	1	1	12	5	17
Geology/Geophysics	-	-	-	4	3	7	4	3	7
Mathematics	-	-	-	4	-	4	4	-	4
Physics	4	1	5	2	-	2	6	1	7
<b>Total - Graduate Arts &amp; Sciences</b>	<b>37</b>	<b>26</b>	<b>63</b>	<b>65</b>	<b>107</b>	<b>172</b>	<b>102</b>	<b>133</b>	<b>235</b>
<b>Lynch Graduate School of Education</b>									
Counseling/Counseling Psychology	1	4	5	18	72	90	19	76	95
Curriculum & Instruction & Sp Ed	1	8	9	33	139	172	34	147	181
Developmental/Educational Psych	-	3	3	3	22	25	3	25	28
Educ. Research/Measurement/Evaluation	2	3	3	-	3	3	2	6	8
Higher Education Administration	4	4	8	11	30	41	15	34	49
Religious Education	-	-	-	5	13	18	5	13	18
Educational Administration	3	2	5	8	10	18	11	12	23
Professional School Administration Program	1	4	5	-	-	-	1	4	5
<b>Total - Graduate Education</b>	<b>12</b>	<b>28</b>	<b>40</b>	<b>78</b>	<b>289</b>	<b>367</b>	<b>90</b>	<b>317</b>	<b>407</b>
<b>Carroll Graduate School of Management</b>									
Business Administration	-	-	-	157	99	256	157	99	256
Finance	4	-	4	75	29	104	79	29	108
Organizational Studies	1	3	4	-	-	-	1	3	4
Accounting	-	-	-	12	24	36	12	24	36
<b>Total - Graduate Management</b>	<b>5</b>	<b>3</b>	<b>8</b>	<b>244</b>	<b>152</b>	<b>396</b>	<b>249</b>	<b>155</b>	<b>404</b>
<b>Connell Graduate School of Nursing</b>									
Nursing	0	8	8	2	41	43	2	49	51
<b>Graduate School of Social Work</b>									
Social Work	2	1	3	28	140	168	30	141	171
<b>Woods College of Advancing Studies</b>									
Administrative Studies	-	-	-	21	28	49	21	28	49
<b>Law School - Law (J.D.)</b>									
	-	-	-	130	145	275	130	145	275
<b>Total Graduate &amp; Professional Degrees</b>	<b>56</b>	<b>66</b>	<b>122</b>	<b>568</b>	<b>902</b>	<b>1,470</b>	<b>624</b>	<b>968</b>	<b>1,592</b>

\*August, December and May graduations combined Source: Office of Student Services

## UNDERGRADUATE FINANCIAL AID, 1999-2004

### Dollars Awarded

	1999-00	2000-01	2001-02	2002-03	2003-04
<b>Undergraduates (All) Receiving:</b>					
Need-Based Financial Aid	44%	42%	37%	38%	42%
Financial Assistance of All Types*	71%	71%	71%	70%	71%
Average Need-Based Scholarship or Grant	\$13,528	\$13,275	\$16,239	\$16,820	\$17,698
Average Need-Based Financial Aid Package**	\$19,267	\$18,830	\$22,879	\$22,859	\$23,215

#### Entering Freshmen Receiving:

Need-Based Financial Aid	47%	45%	40%	39%	40%
Average Need-Based Scholarship or Grant	\$13,750	\$13,941	\$16,121	\$17,386	\$17,638
Average Need-Based Financial Aid Package**	\$17,740	\$18,240	\$21,214	\$22,072	\$22,698

#### Undergraduate Scholarships and Grants

University	\$48,349,421	\$49,745,196	\$53,350,054	\$55,242,758	\$62,096,910
Federal	\$4,103,237	\$3,840,815	\$4,235,202	\$4,174,670	\$4,221,850
State	\$1,744,990	\$2,038,684	\$2,121,486	\$1,839,217	\$1,583,459
<b>Total Scholarships and Grants***</b>	<b>\$54,197,648</b>	<b>\$55,624,695</b>	<b>\$59,706,742</b>	<b>\$61,256,645</b>	<b>\$67,902,219</b>

\* Includes all sources (institutional, private, state, and federal) of assistance made available by Boston College in the form of loans, work, grants, and scholarships

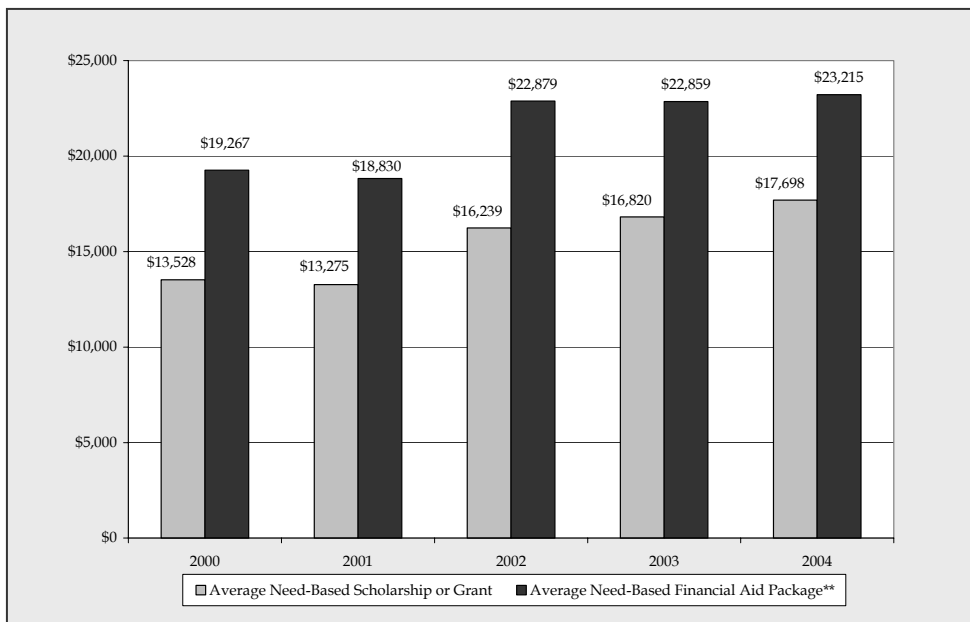
\*\* Awarded package may include loans, work, grants, and scholarships

\*\*\* Does not include employee tuition remission benefits

Source: Office of Enrollment Management

## AVERAGE NEED-BASED FINANCIAL AID, 1999-2004

### ALL UNDERGRADUATES



## UNDERGRADUATE STUDENT GRADUATION AND RETENTION RATES Freshman Matriculants in Fall 1997\*

Rating at Time of Admission	Number of Fall Matriculants	Transfers Out in Good Standing		Within Twelve Semesters Graduates		Retention Rate**
		Number	Percent	Number	Percent	
Top 5%	126	7	6%	113	90%	96%
Next 20%	712	46	6%	634	89%	95%
Remaining 75%	1,148	34	3%	1,027	89%	92%
<b>Total</b>	<b>1,986</b>	<b>87</b>	<b>4%</b>	<b>1,774</b>	<b>89%</b>	<b>93%</b>

\* "Retention Rate" is the "graduation rate" plus the "transfer out rate" of students to another college, and is based on the national standard of six years after matriculation  
Source: Office of Enrollment Management Research: March 2004

## COMPETITIVE FELLOWSHIPS AND AWARDS, 1995 - 2004 Received by Undergraduates

Award	Total Number Received
Andrew Mellon Scholarship .....	4
Barry M. Goldwater Scholarship.....	8
Beckman Scholarship .....	8
Beinecke Memorial Scholarship .....	3
Freeman/ ASIA Scholarship.....	19
Gates-Cambridge Scholarship .....	1
George C. Marshall Scholarship.....	4
Harry S. Truman Scholarship .....	5
Institute for International Public Policy Fellowship .....	2
J. William Fulbright Grant (Undergraduate).....	69
James Madison Scholarship .....	1
National Science Foundation Graduate Research Fellowships.....	4
National Security Education Program Fellowship .....	16
Rhodes Scholarship.....	2
Rotary International Ambassadorial Scholarship .....	4
Thomas Pickering Scholarship .....	2
Winston Churchill Scholarship .....	1

Source: University Fellowship Committee

---

## ALUMNI & DEVELOPMENT

INSERT PHOTO HERE

## Alumni Association National Board of Directors 2004-2005

Christopher M. Doran '68  
**President**

Susan Power Gallagher NC '69  
**Vice President/President-Elect**

Thomas J. Mahoney '74  
**Treasurer**

Julie Finora McAfee '93  
**Secretary**

John J. Griffin, Jr. '65  
**Past President**

John E. Joyce '61, M.B.A. '70  
**Chair, Council of Past Presidents;  
Co-Chair, Physical Facilities**

Sarah Ford Baine NC '69  
**Director, Newton College**

Ann M. Bersani '77  
**Director**

Irene Brannelly '02  
**Director, Woods College of  
Advancing Studies**

Robert E. Burke '69, M.A. '70  
**Director**

Joanne Caruso '82, J.D. '86  
**Director**

Raymond Carvey '72, M.B.A. '81  
**Director, CGSOM**

William J. Cunningham '57  
**Development Liaison**

Priscilla Durkin NC '65  
**Director, Newton College**

Thomas F. Flannery '81  
**Chair, Nominating Committee**

John J. Lane '61  
**Director**

Patrick M. Lawler '93  
**Director**

J. Emmett McCarthy '64  
**Director**

William A. McCormack '64, J.D. '67  
**Director, Law School**

Floyd B. McCrory '77  
**Director**

Dawn E. McNair '82, M.Ed. '83, HON  
'03  
**Chair-Elect, Nominating Committee**

John McNamara '60  
**Director**

Dineen Riviezzo '89  
**Director**

Omari Walker '97, M.Ed. '02  
**Director**

Data as of October 2004  
Source: Alumni Association

## Alumni Association Regional Chapters

### Arizona

Phoenix

### California

Los Angeles

Northern CA

Orange County

San Diego

### Colorado

Denver

### Connecticut

Fairfield County

Hartford

### District of Columbia

Washington

### Florida

Central

Miami

Palm Beach

Sarasota

Southwest

Tampa Bay

### Georgia

Atlanta

### Illinois

Chicago

### Indiana

Indianapolis

### Maine

### Maryland

Baltimore

### Massachusetts

Boston

Cape Cod

Western MA

### Minnesota

### Missouri

St. Louis

### New Hampshire

### New Jersey

### New York

New York City

Northeastern NY

Westchester County

### North Carolina

Charlotte

### Ohio

Cleveland

### Pennsylvania

Philadelphia

Western PA

### Rhode Island

### South Carolina

### Texas

Dallas

### Virginia

### Washington

Seattle

### Wisconsin

### Great Britain

### Greece

## Alumni Association 2004 Achievement Awards

### The William V. McKenney Award

Fr. Nicholas A. Sannella '67

### Awards of Excellence

#### Arts & Humanities

Joseph J. Connors '66

#### Commerce

Richard F. Syron '66, HON '89

#### Education

James Richard Powers, Jr. '33, M.A. '34

#### Health

Judith B. Krauss '68

#### Law

Lauren Stiller Rikleen, J.D. '79

#### Public Service

Matthew J. Vossler '84

#### Religion

Fr. Gregory R. Ramkissoon, M.A. '81,  
M.A. '82

#### Science

Daniel F. Downey '70, M.S. '72, Ph.D. '76

### Young Alumni Achievement Award

Elisabeth Filarski Hasselbeck '99

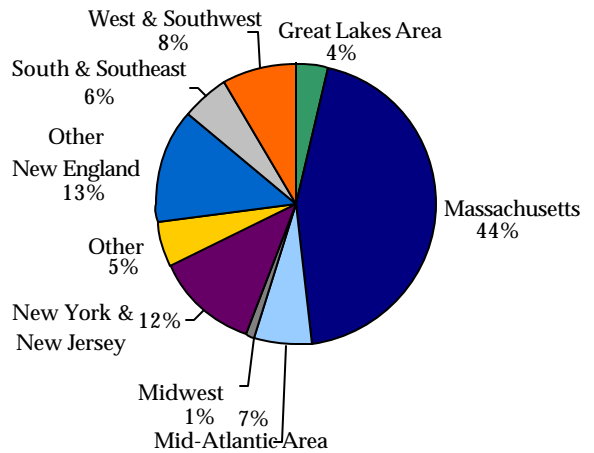
## Alumni Geographic Distribution Fall 2004

Alabama	143	Nevada	185
Alaska	96	New Hampshire	3,564
Arizona	676	New Jersey	5,746
Arkansas	52	New Mexico	215
California*	6,404	New York*	11,338
Colorado	971	North Carolina	1,105
Connecticut	7,115	North Dakota	19
Delaware	221	Ohio	1,330
District Of Columbia*	936	Oklahoma	89
Florida	4,165	Oregon	383
Georgia	1,151	Pennsylvania	2,990
Guam	22	Puerto Rico	401
Hawaii	287	Rhode Island	2,775
Idaho	67	South Carolina	338
Illinois	2,265	South Dakota	31
Indiana	318	Tennessee	253
Iowa	124	Texas	1,545
Kansas	168	Utah	120
Kentucky	194	Vermont	735
Louisiana	260	Virgin Islands	40
Maine	2,018	Virginia	2,724
Maryland	2,474	Washington	837
Massachusetts	61,803	West Virginia	68
Michigan	798	Wisconsin	491
Minnesota	616	Wyoming	38
Mississippi	39	<b>Total U.S.</b>	<b>131,445</b>
Missouri	483	Foreign Nations	2,604
Montana	86	Unknown	6,302
Nebraska	133	<b>Total Alumni</b>	<b>140,351</b>

## Summary

<b>Total Massachusetts</b>	<b>61,803</b>
<b>Other New England States</b>	
Connecticut	7,115
Maine	2,018
New Hampshire	3,564
Rhode Island	2,775
Vermont	735
<b>Total Other New England States</b>	<b>16,207</b>
<b>Total New England</b>	<b>78,010</b>
<b>Total Outside New England</b>	<b>62,341</b>
<b>Total Alumni</b>	<b>140,351</b>

## Alumni by Region 2004



**Great Lakes Area:** IL, MI, MN, OH, WI

**Mid-Atlantic Area:** DE, D.C., MD, PA, VA, WV

**Midwest:** IA, IN, KS, MO, NE

**South & Southeast:** AL, AR, GA, KY, LA, MS, NC, SC, TN

**West & Southwest:** AZ, CA, CO, ID, MT, NV, NM, ND, OK, OR, SD, TX, UT, WA, WY

\*California, New York, and Washington, D.C. include APO addresses  
Data as of September 2004

Source: Information Services, University Relations



## Living Alumni By Primary School and Class, Fall 2004

Class	A&S	Ed.	Mgt.	Nursing	Adv. Stds.	Newton College	Grad. A&S	Grad. Mgt.	Grad. Ed.	Grad. Nurs.	Grad. Adv. Stds.	Social Work	Law	Weston Theo.	Hon. Deg.	***EX Alum.	Total
1920	1	-	-	-	-	-	-	-	-	-	-	-	-	-	-	-	1
1921	-	-	-	-	-	-	-	-	-	-	-	-	-	-	-	-	0
1922	-	-	-	-	-	-	-	-	-	-	-	-	-	-	-	-	0
1923	-	-	-	-	-	-	-	-	-	-	-	-	-	-	-	2	2
1924	-	-	-	-	-	-	-	-	-	-	-	-	-	-	-	-	0
1925	1	-	-	-	-	-	-	-	-	-	-	-	-	-	-	-	1
1926	-	-	-	-	-	-	-	-	-	-	-	-	-	2	-	-	2
1927	1	-	-	-	-	-	3	-	-	-	-	-	-	3	-	-	7
1928	2	-	-	-	-	-	-	-	-	-	-	-	-	2	-	1	5
1929	3	-	-	-	-	-	1	-	-	-	-	-	-	-	-	1	5
1930	5	-	-	-	-	-	4	-	-	-	-	-	-	-	-	2	11
1931	7	-	-	-	1	-	1	-	-	-	-	-	-	-	-	5	14
1932	8	-	-	-	1	-	-	-	2	-	-	-	-	1	-	7	19
1933	19	-	-	-	1	-	4	-	1	-	-	-	-	1	-	2	28
1934	27	-	-	-	5	-	5	-	-	-	-	-	3	1	-	9	50
1935	25	-	-	-	6	-	7	-	2	-	-	-	5	2	-	7	54
1936	34	-	-	-	7	-	5	-	1	-	-	-	-	1	1	4	53
1937	48	-	-	-	7	-	3	-	1	-	-	-	8	1	1	8	77
1938	45	-	-	-	9	-	3	-	2	-	-	4	5	-	-	7	75
1939	73	-	-	-	7	-	8	-	1	-	-	4	9	1	-	19	122
1940	90	-	-	-	4	-	6	-	-	-	-	5	5	-	-	8	118
1941	70	-	-	-	13	-	4	-	3	1	-	4	3	-	-	5	103
1942	89	-	12	-	9	-	8	-	2	-	-	5	1	1	-	16	143
1943	95	1	21	-	12	-	3	-	1	-	-	5	7	-	-	19	164
1944	71	-	30	-	5	-	2	-	-	-	-	3	4	1	-	25	141
1945	65	-	14	-	7	-	2	-	1	-	-	5	2	1	-	81	178
1946	11	-	-	-	12	-	7	-	2	-	-	7	8	-	-	23	70
1947	68	-	13	-	7	-	10	-	6	-	-	16	8	3	-	24	155
1948	92	-	43	-	11	-	16	-	2	-	-	18	15	2	-	2	201
1949	247	-	56	15	25	-	24	-	1	-	-	16	29	2	-	8	423
1950	548	-	187	19	16	23	30	-	7	-	-	18	44	7	-	21	920
1951	532	-	226	26	37	24	36	-	16	-	-	16	57	4	1	30	1,005
1952	354	-	227	52	34	26	30	-	8	-	-	19	49	1	-	24	824
1953	307	-	191	58	37	33	45	-	26	-	-	25	36	1	5	26	790
1954	254	-	180	85	40	19	55	-	37	-	-	23	38	2	4	60	797
1955	230	-	171	103	53	34	52	-	33	-	-	18	32	4	2	21	753
1956	265	121	233	94	57	34	58	-	27	-	-	22	43	6	4	51	1,015
1957	272	85	215	102	45	47	49	-	30	-	-	20	44	4	2	51	966
1958	318	120	280	145	52	52	56	-	48	1	-	16	45	3	5	83	1,224
1959	325	105	297	128	61	71	52	-	34	5	-	23	56	11	1	74	1,243
1960	284	122	304	182	107	92	60	1	89	5	-	27	51	16	3	26	1,369
1961	251	79	256	145	57	95	75	6	44	11	-	30	65	31	2	25	1,172
1962	299	122	224	165	75	120	44	17	34	5	-	35	78	22	4	39	1,283
1963	445	163	305	153	53	136	124	26	84	13	-	25	68	24	2	33	1,654
1964	448	171	324	123	65	179	107	21	67	14	-	42	72	27	4	46	1,710
1965	411	173	334	141	70	130	111	28	89	7	-	44	95	35	2	46	1,716

## Living Alumni By Primary School and Class, Fall 2004 (Continued)

Class	A&S	Ed.	Mgt.	Nursing	Adv. Stds.	Newton College	Grad. A&S	Grad. Mgt.	Grad. Ed.	Grad. Nurs.	Grad. Adv. Stds.	Social Work	Weston Law	Weston Theo.	Hon. Deg.	***EX Alum.	Total
1966	422	172	328	196	59	153	123	34	102	6	-	47	106	34	5	38	1,825
1967	444	188	362	171	65	142	237	47	133	14	-	52	88	27	2	41	2,013
1968	530	273	400	137	52	182	163	45	160	17	-	47	109	27	4	42	2,188
1969	521	235	388	114	76	183	231	32	218	25	-	46	132	32	2	53	2,288
1970	512	223	344	140	81	200	207	95	223	21	-	52	108	1	5	40	2,252
1971	510	273	373	157	61	172	204	70	252	29	-	83	136	-	3	45	2,368
1972	606	281	384	133	69	237	256	58	263	17	-	83	168	19	2	51	2,627
1973	601	247	313	151	68	232	218	59	238	27	-	77	190	-	2	35	2,458
1974	942	319	374	151	75	201	192	59	154	49	-	92	200	-	4	37	2,849
1975	896	289	319	202	95	207	222	69	247	51	-	103	172	-	5	11	2,888
1976	1,134	356	485	219	75	4	234	75	274	44	-	97	200	-	3	7	3,207
1977	1,015	293	446	162	68	-	183	67	176	49	-	99	217	-	3	9	2,787
1978	1,208	251	454	167	90	-	191	75	207	68	-	88	191	-	1	2	2,993
1979	1,097	217	499	197	100	-	157	107	219	58	-	108	215	-	3	8	2,985
1980	1,179	171	469	202	91	-	159	115	229	79	-	116	222	-	2	4	3,038
1981	1,170	206	560	172	91	-	165	122	245	73	-	87	231	-	2	6	3,130
1982	1,238	194	555	175	104	-	152	119	256	101	-	90	207	-	2	9	3,202
1983	1,258	168	561	184	131	-	133	113	195	73	-	130	225	-	3	2	3,176
1984	1,363	143	538	140	122	-	133	123	178	40	-	114	231	-	3	9	3,137
1985	1,151	140	573	140	134	-	152	133	207	53	1	94	257	-	5	5	3,045
1986	1,253	151	582	149	129	-	155	134	212	50	-	124	220	-	6	3	3,168
1987	1,298	141	571	139	126	-	185	122	174	57	-	116	241	-	1	3	3,174
1988	1,294	160	542	123	94	-	167	185	215	74	-	114	231	-	4	2	3,205
1989	1,407	181	538	88	108	-	143	180	230	64	-	118	220	-	2	9	3,288
1990	1,387	167	507	87	138	-	181	189	260	66	-	102	210	-	6	6	3,306
1991	1,341	153	583	77	167	-	172	223	256	50	-	111	267	-	2	3	3,405
1992	1,531	192	593	79	188	-	255	268	247	59	-	126	232	-	2	6	3,778
1993	1,302	186	499	108	146	-	226	245	282	51	-	158	267	-	1	2	3,473
1994	1,256	192	526	96	147	-	223	208	350	45	-	159	252	-	4	5	3,463
1995	1,417	188	602	89	127	-	148	196	240	54	-	186	252	-	3	2	3,504
1996	1,304	277	551	122	116	1	216	294	210	50	-	168	237	-	4	2	3,552
1997	1,365	160	631	78	137	-	188	174	327	55	-	207	244	-	2	3	3,571
1998	1,378	205	577	81	130	-	165	270	297	36	14	205	245	-	4	2	3,609
1999	1,211	181	565	49	99	-	174	288	299	33	38	187	231	-	5	5	3,365
2000	1,391	223	651	67	109	-	168	290	308	48	46	164	247	-	4	11	3,727
2001	1,388	200	569	45	100	-	152	258	305	46	34	165	223	-	3	4	3,492
2002	1,347	194	562	62	92	-	176	327	254	38	23	144	238	-	3	3	3,463
2003	1,470	178	519	42	91	-	164	324	277	41	39	134	238	-	-	10	3,527
2004	1,288	189	525	46	67	11	111	230	205	44	30	151	237	-	-	28	3,162
<b>Total</b>	<b>50,165</b>	<b>9,419</b>	<b>23,561</b>	<b>6,627</b>	<b>5,026</b>	<b>3,029</b>	<b>8,191</b>	<b>6,121</b>	<b>9,825</b>	<b>1,917</b>	<b>225</b>	<b>5,039</b>	<b>9,122</b>	<b>363</b>	<b>160</b>	<b>1,504</b>	<b>140,351</b>

\*Formerly called the Evening College

\*\*Prior to June 1994, graduate degrees in Education and Nursing were granted by the Graduate School of Arts & Sciences

\*\*\*Ex Alumni are individuals who attended Boston College without graduating

Note: Alumni who received more than one degree from Boston College are counted by their primary (or first received) degree only

Data as of September 2004

Source: Information Services, University Relations

## Living Alumni By Gender and Class, Fall 2004

Class	Women	Men	Total	Class	Women	Men	Total
1920	-	1	1	1962	494	789	1,283
1921	-	0	0	1963	608	1,046	1,654
1922	-	0	0	1964	624	1,086	1,710
1923	-	2	2	1965	574	1,142	1,716
1924	-	0	0	1966	687	1,138	1,825
1925	-	1	1	1967	738	1,275	2,013
1926	-	2	2	1968	790	1,398	2,188
1927	3	4	7	1969	855	1,433	2,288
1928	-	5	5	1970	919	1,333	2,252
1929	1	4	5	1971	969	1,399	2,368
1930	3	8	11	1972	1,074	1,553	2,627
1931	3	11	14	1973	1,067	1,391	2,458
1932	2	17	19	1974	1,336	1,513	2,849
1933	5	23	28	1975	1,556	1,332	2,888
1934	9	41	50	1976	1,657	1,550	3,207
1935	14	40	54	1977	1,523	1,264	2,787
1936	10	43	53	1978	1,532	1,461	2,993
1937	7	70	77	1979	1,644	1,341	2,985
1938	13	62	75	1980	1,691	1,347	3,038
1939	15	107	122	1981	1,747	1,383	3,130
1940	13	105	118	1982	1,858	1,344	3,202
1941	16	87	103	1983	1,937	1,239	3,176
1942	13	130	143	1984	1,812	1,325	3,137
1943	16	148	164	1985	1,820	1,225	3,045
1944	10	131	141	1986	1,865	1,303	3,168
1945	15	163	178	1987	1,935	1,239	3,174
1946	20	50	70	1988	1,880	1,325	3,205
1947	29	126	155	1989	1,955	1,333	3,288
1948	31	170	201	1990	1,900	1,406	3,306
1949	63	360	423	1991	1,960	1,445	3,405
1950	87	833	920	1992	2,102	1,676	3,778
1951	113	892	1,005	1993	2,025	1,448	3,473
1952	123	701	824	1994	1,934	1,529	3,463
1953	168	622	790	1995	1,998	1,506	3,504
1954	194	603	797	1996	1,935	1,617	3,552
1955	222	531	753	1997	1,974	1,597	3,571
1956	320	695	1,015	1998	2,050	1,559	3,609
1957	279	687	966	1999	1,890	1,475	3,365
1958	393	831	1,224	2000	2,091	1,636	3,727
1959	366	877	1,243	2001	1,931	1,561	3,492
1960	516	853	1,369	2002	1,901	1,562	3,463
1961	418	754	1,172	2003	1,938	1,589	3,527
				2004	1,723	1,439	3,162
				<b>Total</b>	<b>70,009</b>	<b>70,342</b>	<b>140,351</b>

## Gifts to the University\*

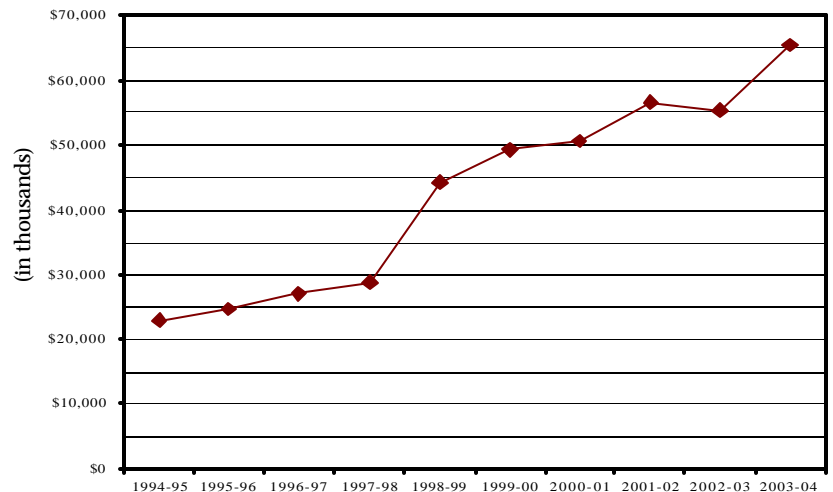
### Total Private Gift Support

Source	1999-00	2000-01	2001-02	2002-03	2003-04
Alumni	\$28,696,709	\$26,223,497	\$29,222,612	\$31,147,060	\$35,694,098
Parents	\$6,835,370	\$7,035,953	\$11,046,981	\$8,011,022	\$9,172,496
Friends	\$4,043,306	\$3,256,754	\$2,685,530	\$3,893,493	\$2,262,671
Corporations	\$3,739,139	\$4,985,249	\$4,805,765	\$5,808,748	\$7,650,284
Matching Gifts	\$1,595,223	\$1,576,392	\$1,657,407	\$1,583,587	\$1,659,672
Foundations	\$3,849,652	\$5,958,352	\$5,778,952	\$4,035,535	\$8,005,241
Associations	\$485,798	\$1,423,317	\$1,429,344	\$810,845	\$627,329
<b>Total Gifts</b>	<b>\$49,245,197</b>	<b>\$50,459,514</b>	<b>\$56,626,591</b>	<b>\$55,290,290</b>	<b>\$65,371,792</b>

\*Gifts represent cash received during the fiscal year which runs from June 1 to May 31 Data as of June, 2004  
Source: Information Services, University Relations

## Total private Gift Support FY95 through FY04

**In the past 10 years,  
gifts from Alumni  
have increased  
266%.**



## Individual Donors By Giving Club

Giving Club	Level of Gift	1999-00	2000-01	2001-02	2002-03	2003-04
Gasson Society	\$10,000+	505	589	626	652	690
President's Circle	\$5,000-\$9,999	495	495	500	515	548
FIDES Patron	\$2,500-\$4,999	391	511	548	621	691
FIDES	\$1,000-\$2,499	2,159	2,454	2,408	3,279	2,521
Tower Builders	\$500-\$999	1,487	1,548	1,507	1,897	1,423
John Bapst Associates	\$250-\$499	2,683	3,302	3,086	3,071	3,205
McElroy Associates	\$100-\$249	7,231	8,285	8,361	8,961	9,662
Other Annual Fund	\$1-\$99	14,686	15,597	15,515	17,924	17,816
<b>Total Individual Donors</b>		<b>29,637</b>	<b>32,781</b>	<b>32,551</b>	<b>36,920</b>	<b>36,556</b>

Note: Includes donors who qualify for Fides and President's Circle through the Young Fides and Matching Gift Programs Includes alumni, parents, and friends Does not include Corporations and Foundations Data as of June, 2004

Source: Information Services, University Relations

## Alumni Donors By Primary Schools and Class, 2003-2004

Class	A&S	Ed.	Mgt.	Nursing	Adv. Stds.	Newton College	Grad. A&S	Grad. Mgt.	Grad. Ed.	Grad. Nurs.	Grad. Adv. Stds.	Social Work	Law	Weston Theo.	Hon. Degrees	*EX Alumni	Total
1924	-	-	-	-	-	-	-	-	-	-	-	-	-	-	-	-	0
1925	-	-	-	-	-	-	-	-	-	-	-	-	-	-	-	-	0
1926	-	-	-	-	-	-	-	-	-	-	-	-	-	-	-	-	0
1927	-	-	-	-	-	-	-	-	-	-	-	-	-	-	-	-	0
1928	1	-	-	-	-	-	-	-	-	-	-	-	-	-	-	-	1
1929	1	-	-	-	-	-	-	-	-	-	-	-	-	-	-	-	1
1930	2	-	-	-	-	-	-	-	-	-	-	-	-	-	-	-	2
1931	5	-	-	-	-	-	-	-	-	-	-	-	-	-	-	-	5
1932	1	-	-	-	-	-	-	-	-	-	-	-	-	-	-	1	2
1933	4	-	-	-	-	-	-	-	-	-	-	-	-	-	-	-	4
1934	12	-	-	-	1	-	-	-	-	-	-	-	-	-	-	1	14
1935	9	-	-	-	-	-	2	-	-	-	-	-	-	-	-	-	11
1936	14	-	-	-	-	-	-	-	-	-	-	-	-	-	-	-	14
1937	11	-	-	-	1	-	-	-	-	-	-	-	1	-	-	-	13
1938	17	-	-	-	-	-	-	-	1	-	-	1	1	-	-	1	21
1939	28	-	-	-	1	-	2	-	-	-	-	1	3	-	-	2	37
1940	39	-	-	-	-	-	-	-	-	-	-	2	1	-	-	2	44
1941	23	-	-	-	1	-	-	-	-	1	-	1	2	-	-	2	30
1942	29	-	3	-	2	-	1	-	-	-	-	4	-	-	-	1	40
1943	34	-	12	-	-	-	-	-	1	-	-	2	2	-	-	6	57
1944	25	-	13	-	-	-	-	-	-	-	-	2	-	-	-	6	46
1945	38	-	4	-	-	-	-	-	-	-	-	2	-	-	-	12	56
1946	4	-	-	-	-	-	1	-	1	-	-	-	2	-	-	4	12
1947	19	-	2	-	2	-	1	-	-	-	-	6	1	-	-	7	38
1948	32	-	16	-	3	-	2	-	1	-	-	6	4	-	-	1	65
1949	102	-	18	3	9	-	3	-	-	-	-	2	8	-	-	1	146
1950	171	-	64	5	3	8	5	-	4	-	-	6	15	-	-	5	286
1951	208	-	88	3	9	6	8	-	5	-	-	4	14	-	-	7	352
1952	128	-	91	23	11	9	5	-	-	-	-	7	14	-	-	5	293
1953	107	-	59	16	9	10	8	-	5	-	-	4	14	-	-	4	236
1954	110	-	71	21	11	5	13	-	9	-	-	5	15	1	-	7	268
1955	90	-	57	36	14	6	8	-	10	-	-	5	8	-	-	3	237
1956	90	53	67	35	11	11	11	-	6	-	-	5	12	1	-	12	314
1957	87	30	62	28	13	11	7	-	7	-	-	3	16	-	-	7	271
1958	83	42	86	46	12	12	10	-	12	-	-	6	15	-	-	6	330
1959	103	40	81	47	17	15	4	-	8	1	-	8	10	1	-	1	336
1960	105	44	79	50	20	30	9	-	19	2	-	10	17	1	-	4	390
1961	67	27	78	49	11	23	16	1	5	2	-	7	23	1	-	5	315
1962	80	36	61	57	12	24	4	4	7	1	-	10	25	-	-	6	327
1963	126	50	77	38	15	31	23	7	11	1	-	6	34	1	-	5	425
1964	138	56	95	46	17	44	20	6	7	2	-	11	21	1	-	2	466
1965	126	52	86	46	12	34	16	5	12	1	-	12	26	2	-	5	435
1966	132	52	88	58	19	26	33	10	25	1	-	8	34	-	-	-	486
1967	141	51	98	59	13	33	29	7	16	2	-	11	39	4	-	5	508
1968	168	93	92	31	13	52	28	14	31	8	-	15	43	1	-	5	594
1969	139	62	103	40	14	40	39	11	28	7	-	15	44	-	-	4	546

## Alumni Donors By Primary Schools and Class, 2003-2004 (Continued)

Class	A&S	Ed.	Mgt.	Nursing	Adv. Stds.	Newton College	Grad. A&S	Grad. Mgt.	Grad. Ed.	Grad. Nurs.	Grad. Adv. Stds.	Social Work	Law	Weston Theo.	Hon. Degrees	**EX Alumni	Total
1970	149	67	99	48	16	54	30	16	31	1	-	15	35	1	-	-	562
1971	149	90	107	47	15	38	40	15	42	11	-	11	48	-	-	2	615
1972	189	81	103	34	15	45	42	8	51	3	-	16	58	2	-	6	653
1973	173	68	85	46	10	42	41	19	44	4	-	20	67	-	-	5	624
1974	286	80	108	50	15	56	37	10	29	12	-	18	61	-	-	4	766
1975	248	84	79	68	18	44	23	12	51	8	-	19	65	-	-	2	721
1976	331	95	154	61	18	-	29	27	48	8	-	23	63	-	-	2	859
1977	289	66	138	47	26	-	22	13	35	11	-	21	96	-	-	1	765
1978	315	58	147	44	17	-	25	17	41	13	-	7	75	-	-	-	759
1979	306	60	159	58	17	-	23	36	36	10	-	36	66	-	-	1	808
1980	332	58	156	60	21	-	25	32	40	17	-	22	63	-	-	1	827
1981	310	60	196	66	19	-	21	28	45	12	-	19	83	-	-	-	859
1982	320	46	167	55	32	-	21	27	36	19	-	19	79	-	-	1	822
1983	325	40	184	50	25	-	14	31	29	12	-	22	65	-	-	-	797
1984	309	27	160	34	35	-	23	22	18	8	-	25	67	-	-	1	729
1985	281	33	152	35	33	-	21	21	32	14	1	9	82	-	-	-	714
1986	292	34	156	38	24	-	12	23	24	13	-	15	67	-	-	-	698
1987	294	37	167	25	25	-	27	27	19	15	-	17	84	-	-	1	738
1988	268	41	135	37	12	-	26	33	24	15	-	18	64	-	-	-	673
1989	254	39	140	20	28	-	17	36	35	8	-	17	56	-	-	2	652
1990	274	28	129	12	23	-	30	33	34	14	-	15	51	-	-	-	643
1991	276	33	124	17	34	-	28	47	34	4	-	13	80	-	-	1	691
1992	281	31	121	15	27	-	26	52	30	11	-	16	54	-	-	-	664
1993	209	33	105	16	27	-	23	43	45	8	-	13	61	-	-	-	583
1994	190	39	116	9	19	-	21	29	38	9	-	18	62	-	-	1	551
1995	180	20	95	12	21	-	12	38	17	9	-	20	57	-	-	-	481
1996	172	30	78	14	17	-	13	44	30	12	-	11	42	-	-	-	463
1997	164	23	86	8	17	-	21	26	38	9	-	12	36	-	-	-	440
1998	175	30	83	15	19	-	12	38	25	7	1	15	40	-	-	-	460
1999	142	20	69	3	13	-	12	34	22	8	5	17	37	-	-	-	382
2000	151	24	79	10	11	-	10	36	25	7	7	10	34	-	-	1	405
2001	164	20	75	4	13	-	8	42	24	8	5	16	44	-	1	-	424
2002	180	30	98	11	11	-	10	41	26	6	3	16	36	-	-	-	468
2003	163	21	58	1	10	-	10	23	24	2	9	5	10	-	-	2	338
2004	496	79	231	15	7	6	2	116	4	1	2	-	24	-	-	7	990
<b>Total</b>	<b>11,486</b>	<b>2,313</b>	<b>5,990</b>	<b>1,822</b>	<b>966</b>	<b>709</b>	<b>1,065</b>	<b>1,160</b>	<b>1,357</b>	<b>358</b>	<b>33</b>	<b>753</b>	<b>2,476</b>	<b>17</b>	<b>1</b>	<b>186</b>	<b>30,698</b>

\*Prior to June 1994, graduate degrees in Education and Nursing were granted by the Graduate School of Arts & Sciences

\*\*EX Alumni are individuals who attended Boston College without graduating

Notes: Alumni who received more than one degree from Boston College are counted by their primary degree only. These figures include donors with soft dollar credit. Deceased alumni are included. Data as of July 2004.

Source: Information Services, University Relations

---

## PHYSICAL PLANT

INSERT PHOTO HERE



## Buildings Related to Boston College Operations Location and Primary Use, Spring 2004

Name	Location	Primary Use	Date Constructed or Acquired	Gross Square Footage <sup>1</sup>
Alumni House.....	885 Centre St.....	Administrative.....	1974.....	15,638
Alumni Stadium.....	2604 Beacon St.....	Sports.....	1957.....	464,347
Bapst Library.....	Middle Campus.....	Library.....	1928.....	69,623
Barat House.....	885 Centre St.....	Jesuit Res & Admin.....	1974.....	25,392
Bea House <sup>2</sup> .....	176 Commonwealth Ave.....	Jesuit Residence.....	1965.....	4,685
Botolph House.....	18 Old Colony Rd.....	Administrative.....	1967.....	7,136
Bourneuf House.....	84 College Rd.....	Administrative.....	1985.....	4,460
Thea Bowman AHANA Center.....	72 College Rd.....	Administrative.....	1970.....	3,528
Brock House.....	78 College Rd.....	Administrative.....	1972.....	4,146
Campion Hall.....	Middle Campus.....	Academic & Administrative.....	1955.....	112,491
Canisius House <sup>2</sup> .....	67 Lee Rd.....	Jesuit Residence.....	1966.....	3,761
Carney Hall.....	Middle Campus.....	Academic & Administrative.....	1962.....	101,059
Cheverus Hall.....	127 Hammond St.....	Student Residence.....	1960.....	32,102
Claver Hall.....	40 Tudor Rd.....	Student Residence.....	1955.....	16,702
Connolly Carriage House.....	300 Hammond St.....	Academic.....	1975.....	7,035
Connolly Faculty Center.....	300 Hammond St.....	Academic.....	1975.....	13,799
Silvio O. Conte Forum.....	2601 Beacon St.....	Sports & Administrative.....	1988.....	270,509
Cottage and Garages.....	885 Centre St.....	Residence.....	1974.....	4,342
Cushing Hall.....	Middle Campus.....	Academic & Administrative.....	1960.....	65,141
Cushing House.....	885 Centre St.....	Student Residence.....	1974.....	25,709
Daly House <sup>2</sup> .....	262 Beacon St.....	Jesuit Residence.....	1981.....	5,584
Devlin Hall.....	Middle Campus.....	Academic & Administrative.....	1924.....	90,823
Dining Hall Lower Campus.....	60 St. Thomas More Rd.....	Student Services.....	1994.....	63,736
Donaldson House.....	90 College Rd.....	Administrative.....	1975.....	3,910
Duchesne East/West.....	885 Centre St.....	Student Residence.....	1974.....	53,513
Edmonds Hall.....	200 St. Thomas More Dr.....	Student Residence.....	1975.....	245,078
Faber House.....	102 College Rd.....	Academic.....	1938.....	3,081
Fenwick Hall.....	46 Tudor Rd.....	Student Residence.....	1960.....	49,087
Fitzpatrick Hall.....	137 Hammond St.....	Student Residence.....	1960.....	49,273
Wm. J. Flynn Student Recreation Complex.....	2603 Beacon St.....	Sports & Administrative.....	1972.....	118,267
Fulton Hall.....	Middle Campus.....	Academic & Administrative.....	1948.....	126,088
Gabelli Hall.....	80 Commonwealth Ave.....	Student Residence.....	1988.....	69,844
Gasson Hall.....	Middle Campus.....	Academic & Administrative.....	1913.....	72,638
Gonzaga Hall.....	149 Hammond St.....	Student Residence.....	1958.....	43,614
Greycliff Hall.....	2051 Commonwealth Ave.....	Student Residence.....	1969.....	12,318
Haley House.....	314 Hammond St.....	Academic & Administrative.....	1969.....	9,294
Haley Carriage House.....	47 Stone Ave.....	Child Care Center.....	1969.....	5,081
Hardey House.....	885 Centre St.....	Student Residence.....	1974.....	40,152
Heffernan House & Garage.....	110 College Rd.....	Administrative.....	1997.....	4,756
Higgins Hall.....	Middle Campus.....	Academic & Administrative.....	1966.....	234,722
Hopkins House.....	116 College Rd.....	Administrative.....	1968.....	4,274
Hovey House.....	258 Hammond St.....	Academic & Administrative.....	1971.....	11,148
Ignacio Hall.....	100 Commonwealth Ave.....	Student Res/Administrative.....	1973.....	121,542
Kenny-Cottle Library.....	885 Centre St.....	Library.....	1974.....	53,014
Keyes North /South.....	885 Centre St.....	Student Residence.....	1974.....	65,266
Kostka Hall.....	149 Hammond St.....	Student Residence.....	1957.....	30,704
Law East Wing.....	885 Centre St.....	Academic.....	1999.....	49,109
Law Library.....	885 Centre St.....	Library.....	1996.....	83,017
Lawrence House.....	122 College Rd.....	Administrative.....	1968.....	3,681
Loyola Hall.....	42 Tudor Rd.....	Student Residence.....	1955.....	23,348
Lyons Hall.....	Middle Campus.....	Academic & Administrative.....	1951.....	84,111
Manresa House & Garage <sup>3</sup> .....	188 Beacon St.....	Academic.....	1989.....	5,774
Mary House.....	885 Centre St.....	Academic & Administrative.....	1974.....	4,326
McElroy Commons.....	Middle Campus.....	Student Services & Admin.....	1960.....	126,669
McElroy Switch House.....	Middle Campus.....	Administrative.....	1960.....	1,049
McGuinn Hall.....	Middle Campus.....	Academic & Administrative.....	1968.....	143,310
Medeiros Townhouses.....	60 Tudor Rd.....	Student Residence.....	1971.....	22,568
Eugene F. Merkert Chemistry Center.....	2609 Beacon St.....	Academic & Administrative.....	1991.....	116,601
Mill Street Cottage.....	29 Mill St.....	Residence.....	1974.....	2,879

Name	Location	Primary Use	Date Constructed or Acquired	Gross Square Footage <sup>(1)</sup>
Modular Apartments.....	Lower Campus.....	Student Residence.....	1970.....	98,218
Murray House.....	292 Hammond St.....	Commuter Center.....	1967.....	8,490
Murray Carriage House.....	292 Hammond St.....	Academic.....	1967.....	2,618
O'Connell House.....	185 Hammond St.....	Student Union.....	1938.....	32,007
Thomas P. O'Neill, Jr. Library.....	Middle Campus.....	Central Research Library.....	1984.....	206,910
Parking Garage.....	2599 Beacon St.....	General Parking Facility.....	1979.....	279,354
Parking Garage (New).....	40 St. Thomas More Rd.....	General Parking Facility.....	1994.....	328,972
Quonset Hut.....	885 Centre St.....	Gymnasium.....	1974.....	5,964
Rahner House.....	96 College Rd.....	Administrative.....	1952.....	2,799
Roberts House & Garage <sup>3</sup> .....	246 Beacon St.....	Jesuit Residence.....	1989.....	8,583
Robsham Theater Arts Center.....	50 St Thomas More Rd.....	Student Services & Acad.....	1981.....	31,908
Roncalli Hall.....	200 Hammond St.....	Student Residence.....	1965.....	40,674
Rubenstein Hall.....	90 Commonwealth Ave.....	Student Residence.....	1973.....	123,739
Service Building.....	Middle Campus.....	Academic & Administrative.....	1948.....	33,718
Shaw House.....	372 Beacon St.....	Student Residence.....	1962.....	9,218
Commander Shea Field.....	2605 Beacon St.....	Baseball/Soccer Field.....	1960.....	
Southwell Hall.....	38 Commonwealth Ave.....	Administrative.....	1937.....	12,338
St. Ignatius Maintenance Building.....	Middle Campus.....	Administrative.....	1993.....	2,372
St. Mary's Hall <sup>2</sup> .....	Middle Campus.....	Jesuit Residence.....	1917.....	135,721
St. Thomas More Hall.....	2150 Commonwealth Ave.....	Administrative.....	1955.....	64,584
Stuart House and the James W. Smith Wing.....	885 Centre St.....	Academic & Administrative.....	1974.....	104,884
Trinity Chapel (Newton).....	885 Centre St.....	Chapel.....	1974.....	20,578
Vanderslice Hall.....	70 St. Thomas More Rd.....	Student Residence.....	1993.....	119,492
Vouté Hall.....	110 Commonwealth Ave.....	Student Residence.....	1988.....	87,189
Michael P. Walsh Hall.....	150 St. Thomas More Rd.....	Student Res. & Dining Facility.....	1980.....	205,805
Waul House.....	256 Hammond St.....	Administrative.....	2000.....	16,407
Welch Hall.....	182 Hammond St.....	Student Residence.....	1965.....	40,724
Weston Observatory.....	Weston, MA.....	Research & Administrative.....	1948.....	21'696
Williams Hall.....	144 Hammond St.....	Student Residence.....	1965.....	40,738
Xavier Hall.....	44 Tudor Rd.....	Student Residence.....	1955.....	16,706
.....	2 Boston Rd Property.....	TBD.....	2000.....	16,591
.....	4 Quincy Rd.....	Residence.....	2002.....	4,801
.....	11 Chestnut Hill Rd & Garage.....	Residence.....	2000.....	5,334
.....	14 Mayflower Rd & Garage.....	Administrative.....	1998.....	5,245
.....	19 Mayflower Rd & Garage.....	Residence.....	2004.....	4,442
.....	21 Campanella Way.....	Academic & Administrative.....	2002.....	154,506
.....	22 Stone Ave & Garage.....	Administrative.....	1999.....	4,758
.....	24 Mayflower Rd & Garage.....	Residence.....	2004.....	4,461
.....	24 Quincy Rd.....	Academic.....	1998.....	4,317
.....	25 Lawrence Ave & Garage.....	Administrative.....	1993.....	5,180
.....	30 Quincy Rd.....	Jesuit Residence.....	1999.....	4,534
.....	31 Lawrence Ave.....	Academic.....	1979.....	5,105
.....	31 Lawrence Ave Garage.....	Administrative.....	1996.....	1,985
.....	32 Mayflower Rd & Garage.....	Residence.....	2002.....	4,833
.....	36 College Rd.....	Administrative.....	1974.....	3,766
.....	40 Old Colony Rd.....	Residence.....	2001.....	6,400
.....	42 St. Stephens Green.....	Administrative.....	2000.....	8,488
.....	43 St. Stephens Green.....	Administrative.....	2000.....	7,951
.....	50 College Rd & Garage.....	Administrative.....	1996.....	4,303
.....	55 Lee Rd.....	Administrative.....	1978.....	7,363
.....	66 Commonwealth Ave.....	Student Residence & Admin.....	1989.....	58,779
.....	66 Lee Rd.....	Residence.....	1999.....	2,510
.....	90 St. Thomas More Rd.....	Student Residence.....	1993.....	110,487
.....	130 Beacon St.....	Residence.....	2002.....	9,340
.....	142 Beacon St.....	Administrative.....	1997.....	3,446
.....	194 Beacon St.....	Academic.....	1996.....	5,628
.....	350 Beacon St.....	Residence.....	2001.....	3,329
<b>Total Gross Square Footage <sup>(4)</sup></b> .....				<b>6,050,783</b>

<sup>1</sup>GSF excludes all void areas such as "open to below" atrium type space; <sup>2</sup>Property leased to the Jesuit Community of Boston College; <sup>3</sup>Property owned by the Jesuit Community of Boston College;

<sup>4</sup>Total GSF excludes Manresa & Roberts

Note: the above statistics exclude properties leased to Boston College Statistics include only properties owned by Boston College as of May 31, 2004

Source: Office of Space Management

## Boston College Properties Spring 2004

	Building Gross Square Footage	Acres
<b>UPPER CAMPUS</b>		
Roncalli, Welch and Williams Halls	122,136	3 1
O'Connell House and Upper Campus Dormitories	325,329	10 9
<b>Total Upper Campus</b>	<b>447,465</b>	<b>14.0</b>
<b>MIDDLE CAMPUS</b>		
Area bounded by Beacon St , Lower Campus Rd , College Rd and Commonwealth Ave - including the Ignacio and Rubenstein Residence Halls, 66 Commonwealth Ave Residence Hall, Gabelli Hall, Vouté Hall, Southwell Hall, and the Merkert Chemistry Center		
	2,196,477	43 2
4 Quincy Rd	4,801	0 3
14 Mayflower Rd	5,245	0 2
18 Old Colony Rd (Botolph House)	7,136	0 4
19 Mayflower Rd	4,442	0 2
24 Mayflower Rd	4,461	0 2
24 Quincy Rd	4,317	0 2
30 Quincy Rd	4,534	0 2
32 Mayflower Rd	4,833	0 2
36 College Rd	3,766	0 2
40 Old Colony Rd	6,400	0 2
50 College Rd	4,303	0 2
72 College Rd (Thea Bowman AHANA Ctr)	3,528	0 2
78 College Rd (Brock House)	4,146	0 1
84 College Rd (Bourneuf House)	4,460	0 2
90 College Rd (Donaldson House)	3,910	0 2
96 College Rd (Rahner House)	2,799	0 1
102 College Rd (Faber House)	3,081	0 2
110 College Rd (Heffernan House)	4,756	0 1
116 College Rd (Hopkins House)	4,274	0 1
122 College Rd (Lawrence House)	3,681	0 1
176 Commonwealth Ave (Bea House)	4,685	0 2
<b>Total Middle Campus</b>	<b>2,290,035</b>	<b>47.2</b>
<b>LOWER CAMPUS</b>		
Area bounded by Beacon Street, Lower Campus Road and St Thomas More Road (excluding MDC Property)		
	2,490,677	52 7
2150 Commonwealth Ave (St Thomas More Hall)	64,584	3 4
<b>Total Lower Campus</b>	<b>2,555,261</b>	<b>56.1</b>
<b>Total Chestnut Hill Campus</b>	<b>5,292,761</b>	<b>117.3</b>
<b>NEWTON CAMPUS</b>	<b>553,783</b>	<b>40.3</b>
<b>Total Chestnut Hill and Newton Campuses</b>	<b>5,846,544</b>	<b>157.6</b>

	Building Gross Square Footage	Acres
<b>OUTLYING PROPERTIES</b>		
<b>Newton</b>		
130 Beacon St	9,340	0 3
142 Beacon St	3,446	0 2
194 Beacon St	5,628	0 3
262 Beacon St (Daly House)	5,584	0 5
256 Hammond St (Waul House)	16,407	1 1
258 Hammond St (Hovey House)	11,148	3 4
292 Hammond St (Murray House & Carriage House)	11,108	0 8
300 Hammond St (Connolly House & Carriage House)	20,834	1 6
314 Hammond St (Haley House)	9,294	0 8
350 Beacon St	3,329	0 3
11 Chestnut Hill Rd	5,334	0 3
22 Stone Avenue	4,758	0 2
47 Stone Avenue (Haley Carriage House)	5,081	0 5
25 Lawrence Avenue (House & Garage)	5,180	0 2
31 Lawrence Avenue (House & Garage)	7,090	0 3
55 Lee Rd	7,363	0 4
66 Lee Rd	2,510	0 4
67 Lee Rd (Canisius House)	3,761	0 2
	<b>137,195</b>	<b>11.8</b>
<b>Boston</b>		
2051 Commonwealth Ave (Greycliff Hall)	12,318	0 1
<b>Topsfield</b>		
2 Boston Rd Property	16,591	68 8
<b>Weston</b>		
Weston Observatory	21,696	19 4
<b>Dublin, Ireland</b>		
42 St Stephens Green	8,488	0 1
43 St Stephens Green	7,951	0 1
	<b>204,239</b>	<b>100.3</b>
<b>Total Outlying Properties</b>	<b>204,239</b>	<b>100.3</b>
<b>TOTAL PROPERTIES</b>		
<b>OWNED BY BOSTON COLLEGE</b>	<b>6,050,783</b>	<b>257.9</b>

Note: These figures exclude leased properties adjacent to the main campus owned and utilized by the Jesuit Community of Boston College (Manresa House and garage [188 Beacon Street] 5,774 GSF - 0 2 acres; Roberts House and garage [246 Beacon Street] 8,583 GSF - 0 6 acres) Statistics as of May 31, 2004  
Source: Space Management

### NEW PROPERTIES

**In Brighton: approximately 43.0 acres purchased June 2004**  
**In Dover: approximately 78.5 acres, purchased November 2004**

These properties were purchased after May 31, 2004, the end of the fiscal year. They will be reflected in the outlying properties list in the Fact Book 2005-2006

### Summary of Building Use Spring 2004

Building Use	Number of Buildings
Student Residence <sup>(1)</sup>	28
Administrative	26
Academic and Administrative <sup>(2)</sup>	25
Jesuit Residence <sup>(3)</sup>	5
Miscellaneous Use <sup>(4)</sup>	29
<b>Total</b>	<b>113</b>

<sup>(1)</sup> Keyes North and South = 1; Duchesne East and West = 1; Modulars = 1

<sup>(2)</sup> Includes Weston Observatory

<sup>(3)</sup> Excludes Manresa House & Roberts House

<sup>(4)</sup> Includes gymnasiums, libraries, student union, etc

Note: The above statistics exclude leased properties used in University operations. Statistics include only properties owned by Boston College as of May 31, 2004

Source: Space Management

## Facility Capacities

### Fall 2004

Lecture/Event Facility & Location	Standard Seating	Lecture/Event Facility & Location	Standard Seating
<b>Auditoriums</b>		<b>Athletics</b>	
Cushing Hall 001	185	Alumni Stadium	44,500
Devlin Hall 008	304	Kelley Rink, Conte Forum	9,160
Fulton Hall 511	200	Power Gymnasium, Conte Forum	975
Gasson Hall 305 (Fulton Debate)	99	The Shea Room, Conte Forum	300
Higgins 300	153	Flynn Student Recreation Complex	2,809
Higgins 310	80	Court A	1,500
McGuinn Hall 121	256	Court B	1,309
Merkert Chemistry Center 127	150		
Robsham Theater Arts Center	600		
Stuart Hall 315, Newton Campus	150		
Stuart Hall 411, Newton Campus	99		
Law School East Wing 120, Newton Campus	125		
Law School East Wing 115a, Newton Campus	150		
Law School East Wing 115b, Newton Campus	150		
Law School East Wing 200, Newton Campus	96		
Law School East Wing 400, Newton Campus	56		

Note: All facilities are on the Chestnut Hill campus unless otherwise noted. University facilities are available for function purposes through the Bureau of Conferences and/or the primary user responsible for the facility. Capacities may vary based on function type to meet safety permit requirements. Facilities may not be available to all groups.

Sources: Facilities Management and Student Services

## Classrooms

### Fall 2004

Building	Number of Classrooms	Number of Stations	Building	Number of Classrooms	Number of Stations
Campion Hall	12	555	Law East Wing	5	577
Carney Hall	25	1,097	Lyons Hall	7	316
Cushing Hall	10	689	McGuinn Hall	10	508
Devlin Hall	9	694	Merkert Chemistry Center	3	246
Fulton Hall	20	1,223	O'Neill Library	8	204
Gasson Hall	20	897	Stuart House	9	521
Higgins Hall	9	481	<b>Total</b>	<b>147</b>	<b>8,008</b>

Note: The above statistics exclude leased properties used in University operations. Statistics include only properties owned by Boston College as of May 31, 2004.  
Source: Space Management

## Dining Facilities

### Fall 2004

Dining Halls	Location	Function Rooms	Location
Carney's	McElroy Commons	Boston Room	60 St. Thomas More Road
Eagle's Nest Snack Bar	McElroy Commons	Heights Room	60 St. Thomas More Road
Faculty Dining Room	McElroy Commons	Newton Room	60 St. Thomas More Road
Hillside Cafe	21 Campanella Way	Walsh Function Room	Walsh Hall Room 104
Corcoran Commons	60 St. Thomas More Road	Walsh Function Room	Walsh Hall Room 114
McElroy Café	McElroy Commons		
Stuart Dining Hall	Stuart House, Newton Campus		
Dining & Law School Commons	Stuart House, Newton Campus		
Welch Dining Hall	Lyons Hall		

Note: All facilities are on the Chestnut Hill campus unless otherwise noted. University facilities are available for function purposes through the Bureau of Conferences. Function rooms may not be available to all groups.

Source: Facilities Management and Dining Service

## Offices Fall 2004

Building	Offices	Building	Offices	Building	Offices
<b>Chestnut Hill Campus</b>		McElroy Commons	46	Law East Wing	42
Alumni Stadium	15	McGuinn Hall	178	Law Library	22
Bapst Library	7	Merkert Chemistry Center	37	Stuart House	<u>95</u>
Botolph House	12	O'Neill Library	89	<b>Newton Campus Subtotal</b>	<b>221</b>
Bourneuf House	9	Rahner House	5		
Thea Bowman AHANA Center	7	Robsham Theater	11	<b>Outlying Properties</b>	
Brock House	7	Rubenstein Hall	29	Connolly Carriage House	1
Campion Hall	150	Service Building	51	Connolly Faculty Center	17
Carney Hall	222	Southwell Hall	26	Haley Carriage House	2
Conte Forum	78	St. Thomas More Hall	133	Haley House	9
Cushing Hall	70	Walsh Hall	14	Hovey House	21
Devlin Hall	68	14 Mayflower Hall	9	Manresa House (1)	14
Dining Hall Lower Campus	3	21 Campanella Way	411	Murray Carriage House	1
Donaldson House	8	24 Quincy Rd	8	Murray House	5
Faber House	6	36 College Rd	10	Waul House	46
Flynn Recreation Center	13	50 College Rd	7	Weston Observatory	22
Fulton Hall	168	66 Commonwealth Ave	<u>15</u>	22 Stone Ave	7
Gasson Hall	64	<b>Chestnut Hill Campus Subtotal</b>	<b>2,244</b>	25 Lawrence Ave	6
Heffernan House	7			31 Lawrence Ave & Garage	17
Higgins Hall	82	<b>Newton Campus</b>		55 Lee Rd	17
Hopkins House	10	Alumni House	17	142 Beacon St	6
Lawrence House	12	Barat House	9	194 Beacon St	<u>11</u>
Lyons Hall	147	Kenny-Cottle Library	36	<b>Outlying Properties Subtotal</b>	<b>202</b>
				<b>TOTAL OFFICES:</b>	<b>2,667</b>

Note: The above statistics exclude leased properties used in University operations. Statistics include only properties owned by Boston College as of May 31, 2004, with the exception of Manresa House <sup>(1)</sup> which is owned by the Jesuit Community. Source: Space Management

## Residence Hall Capacities\*

### Fall 2004

Residence Hall	Address	Living			Total
		Units	Students	Staff*	
<b>Chestnut Hill Campus</b>					
<b>Upper Campus</b>					
Cheverus Hall	127 Hammond Street	65	134	3	137
Claver Hall	40 Tudor Road	39	85	1	86
Fenwick Hall	46 Tudor Road	97	204	4	208
Fitzpatrick Hall	137 Hammond Street	88	183	4	187
Gonzaga Hall	149 Hammond Street	99	209	4	213
Kostka Hall	149 Hammond Street	80	160	3	163
Loyola Hall	42 Tudor Road	57	112	3	115
Medeiros Townhouses	60 Tudor Road	51	100	3	103
Roncalli Hall	200 Hammond Street	81	174	4	178
Shaw Hall	372 Beacon Street	7	20	1	21
Welch Hall	182 Hammond Street	92	201	4	205
Williams Hall	144 Hammond Street	81	174	4	178
Xavier Hall	44 Tudor Road	51	101	4	105
		<b>888</b>	<b>1,857</b>	<b>42</b>	<b>1,899</b>
<b>Lower Campus</b>					
Edmond's Hall	200 St Thomas More Road	204	772	16	788
Gabelli Hall	80 Commonwealth Avenue	41	154	2	156
Greycliff Hall	2051 Commonwealth Avenue	30	43	2	45
Ignacio Hall	100 Commonwealth Avenue	65	360	4	364
Modulars	100 St Thomas More Road	78	438	9	447
Rubenstein Hall	90 Commonwealth Avenue	65	354	4	358
Michael P Walsh Hall	150 St Thomas More Road	140	786	16	802
Joseph & Mae Vanderslice Hall	70 St Thomas More Road	61	418	10	428
Vouté Hall	110 Commonwealth Avenue	57	214	4	218
66 Commonwealth Avenue	66 Commonwealth Avenue	125	149	4	153
90 St Thomas More Road	90 St Thomas More Road	60	378	9	387
110 St Thomas More Road	110 St Thomas More Road	48	302	6	308
		<b>974</b>	<b>4,368</b>	<b>86</b>	<b>4,454</b>
<b>Newton Campus</b>					
Cushing House	885 Centre Street	64	119	4	123
Duchesne East	885 Centre Street	67	127	4	131
Duchesne West	885 Centre Street	73	137	4	141
Hardey House	885 Centre Street	95	195	4	199
Keyes North	885 Centre Street	80	147	5	152
Keyes South	885 Centre Street	72	132	4	136
		<b>451</b>	<b>857</b>	<b>25</b>	<b>882</b>
<b>Total</b>		<b>2,313</b>	<b>7,082</b>	<b>153</b>	<b>7,235</b>

\*Assistant Directors and Resident Directors are not included Data as of October 2004

Source: Office of Residential Life

---

## **FINANCE**

---

**Insert Photo Here**



## Highlights of Financial Operations For the Five Years Ending May 31, 2004 (Dollars in Millions)

	2000	2001	2002	2003	2004
<b>Operating revenues</b>					
Tuition and fees	\$270.2	\$277.0	\$290.9	\$307.6	\$327.1
Sponsored research and training grants	29.1	32.0	35.0	35.3	36.2
Government grants and student aid	5.0	5.1	5.5	5.3	5.1
Auxiliary enterprises	90.7	93.1	101.9	106.1	110.0
Other revenues	9.5	9.1	9.4	8.8	11.2
<b>Total operating revenues</b>	<b>404.5</b>	<b>416.3</b>	<b>442.7</b>	<b>463.1</b>	<b>489.6</b>
Non-operating assets used for operations	25.2	39.5	41.8	52.1	67.4
<b>Total operating revenues and other support</b>	<b>\$429.7</b>	<b>\$455.8</b>	<b>\$484.5</b>	<b>\$515.2</b>	<b>\$557.0</b>

### Expenses

Instruction	\$154.3	\$167.1	\$177.2	\$169.5	\$175.4
Academic Support	-	-	-	35.7	38.0
Libraries	17.7	18.4	18.9	-	-
Research	-	-	-	23.1	24.2
Sponsored research	17.2	17.8	19.7	-	-
Student services	23.0	25.2	26.1	30.4	32.0
Public services	-	-	-	1.7	1.8
Student aid	67.7	69.2	74.0	77.2	86.0
General administration	60.1	63.7	68.4	72.3	88.2
Auxiliary enterprises	89.7	94.4	100.2	105.3	111.4
<b>Total expenses</b>	<b>\$429.7</b>	<b>\$455.8</b>	<b>\$484.5</b>	<b>\$515.2</b>	<b>\$557.0</b>

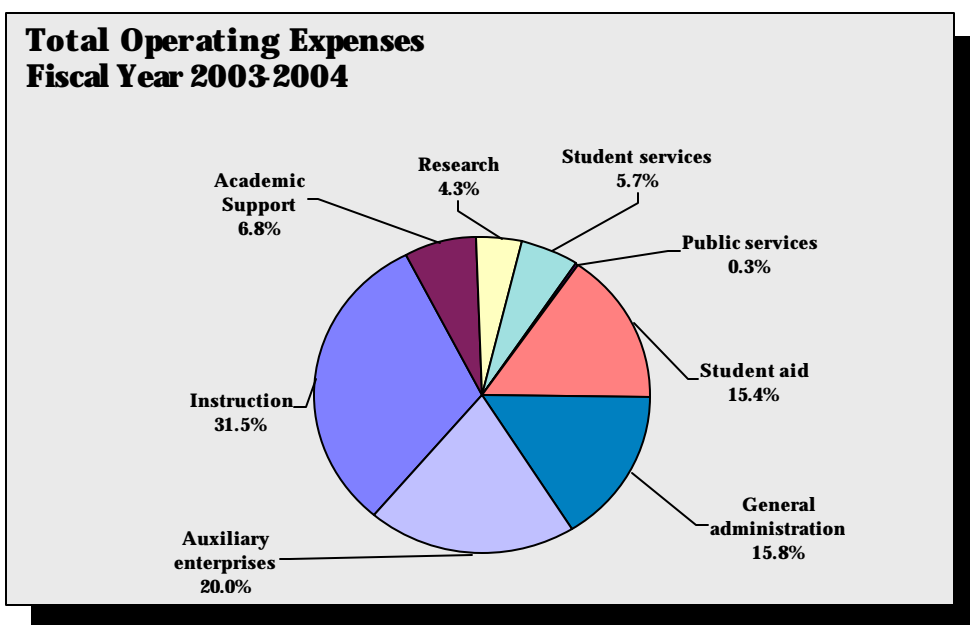
### Excess of operating revenues over expenses

-	-	-	-	-
---	---	---	---	---

\* Costs associated with the operation and maintenance of plant facilities are functionally allocated. These costs totaled \$28.0, \$29.7, \$30.0, \$33.4, and \$37.5 million for fiscal years 2000, 2001, 2002, 2003, and 2004, respectively.

\*\* Certain amounts in fiscal year 2003 have been reclassified to conform to the 2004 presentation.

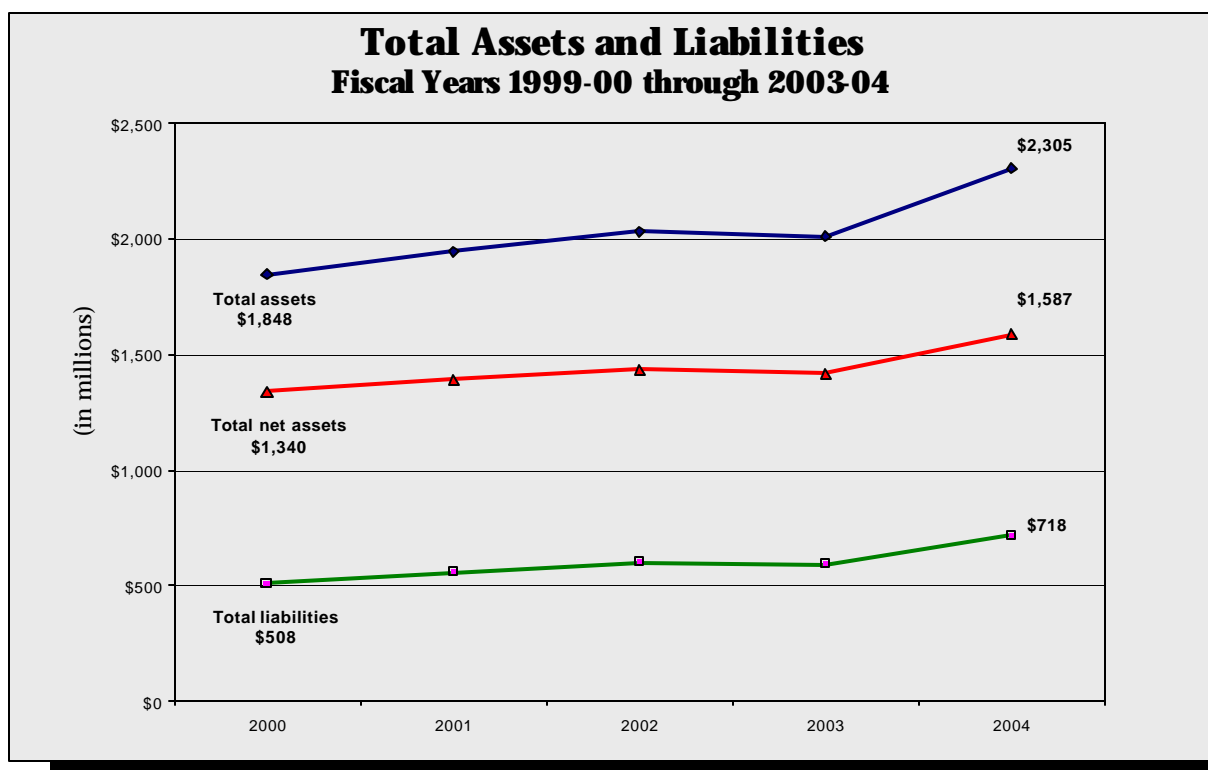
Source: Office of the Controller



## Condensed Statement of Financial Position For the Five Years Ending May 31, 2004 (Dollars in Millions)

	2000	2001	2002	2003	2004
<b>Assets</b>					
Investments	\$1,136.5	\$1,128.2	\$1,143.0	\$1,091.2	\$1,313.3
Trustee deposits	29.3	35.2	28.9	8.5	78.7
Receivables & other assets	139.1	176.1	200.5	215.1	206.8
Physical plant Accumulated depreciation/amortization	763.4 (220.2)	849.4 (242.4)	934.7 (272.7)	997.4 (299.8)	1,042.7 (336.5)
<b>Total assets</b>	<b>\$1,848.1</b>	<b>\$1,946.5</b>	<b>\$2,034.4</b>	<b>\$2,012.4</b>	<b>\$2,305.0</b>
<b>Liabilities</b>					
Payables and accrued liabilities	\$90.6	\$94.0	\$97.4	\$95.5	\$118.5
U.S. Government loan advances	31.0	31.9	32.8	33.6	34.1
Bonds, notes & mortgages payable	386.6	430.1	469.6	463.7	565.3
<b>Total liabilities</b>	<b>508.2</b>	<b>556.0</b>	<b>599.8</b>	<b>592.8</b>	<b>717.9</b>
<b>Net assets</b>					
Endowment	1,070.2	1,103.7	1,126.0	1,072.7	1,224.8
Net investment in plant	188.5	214.5	219.0	243.9	220.3
Other	81.2	72.3	89.6	103.0	142.0
<b>Total net assets</b>	<b>1,339.9</b>	<b>1,390.5</b>	<b>1,434.6</b>	<b>1,419.6</b>	<b>1,587.1</b>
<b>Total liabilities &amp; net assets</b>	<b>\$1,848.1</b>	<b>\$1,946.5</b>	<b>\$2,034.4</b>	<b>\$2,012.4</b>	<b>\$2,305.0</b>

Source: Office of the Controller



## Tuition and Fees For the Ten Years Ending May 31, 2005

	1996	1997	1998	1999	2000	2001	2002	2003	2004	2005
<b>Undergraduate Schools</b>										
Arts & Science, Education, Management, Nursing	\$17,890	\$18,820	\$19,770	\$20,760	\$21,700	\$22,680	\$24,050	\$25,430	\$27,080	\$28,940
Advancing Studies (per course)	750	790	830	872	912	954	1,002	1,054	1,102	1,158
Summer Session (per course)	308	324	342	360	378	396	416	438	458	458
<b>Graduate Schools</b>										
Arts & Science (per credit hour)	\$536	\$566	\$596	\$626	\$656	\$700	\$736	\$774	\$810	\$900
Education, Nursing (per credit hour)	536	566	596	626	656	700	722	760	796	836
Law School	20,180	21,230	22,300	23,420	24,480	25,790	27,080	28,440	29,720	31,520
Management (per credit hour)	612	646	680	714	748	792	832	874	914	970
Social Work	15,910	16,740	17,580	18,460	19,300	20,170	21,180	22,240	-	-
MSW part-time (per credit hour)	432	456	480	504	526	550	578	608	704	740
DSW part-time (per credit hour)	496	524	552	580	606	634	666	700	704	740
Advancing Studies (per credit hour)	-	-	342	360	378	396	416	438	458	482
<b>Room Charge Per Student</b>										
Upper Campus	\$4,030	\$4,200	\$4,340	\$4,480	\$4,620	\$4,810	\$5,050	\$5,340	\$5,650	\$5,970
Modulars	4,980	5,200	5,370	5,540	5,730	5,940	6,260	6,570	6,960	7,350
Ignacio & Rubenstein 3-bedroom	4,830	5,050	5,220	5,390	5,560	5,780	6,080	6,380	6,760	7,140
Ignacio & Rubenstein 2-bedroom	4,980	5,200	5,370	5,540	5,730	5,940	6,260	6,570	6,960	7,350
Edmond's Hall	4,980	5,200	5,370	5,540	5,730	5,940	6,260	6,570	6,960	7,350
Newton	4,030	4,200	4,340	4,480	4,620	4,810	5,050	5,340	5,650	5,970
66 Commonwealth Avenue	4,030	4,200	4,340	4,480	4,620	4,810	5,050	5,340	5,650	7,140
Walsh Hall	4,340	4,530	4,680	4,830	4,980	5,190	5,450	5,340	6,060	6,400
Gabelli & Voute Apartments	5,180	5,410	5,590	5,770	5,960	6,180	6,510	6,840	7,240	7,650
Gabelli & Voute Townhouses	5,430	5,670	5,860	6,050	6,250	6,470	6,820	7,170	7,590	8,020
Vanderslice Hall & 90 Campenella Way	4,560	4,760	4,920	5,080	5,240	5,450	5,730	6,010	6,360	6,720
<b>Board Per Student</b>	<b>\$3,240</b>	<b>\$3,330</b>	<b>\$3,430</b>	<b>\$3,540</b>	<b>\$3,630</b>	<b>\$3,700</b>	<b>\$3,810</b>	<b>\$3,650</b>	<b>\$3,650</b>	<b>\$3,650</b>
<b>Representative Fees</b>										
Laboratory (Science)*	\$420	\$430	\$440	\$450	\$460	\$470	\$480	\$500	\$510	\$550
Undergraduate Government	60	62	90	92	94	96	98	100	102	106
Graduate Student Association	46	50	50	50	50	50	50	50	50	50
Health/Infirmary	256	262	272	282	286	294	322	332	340	350
Recreation	150	154	160	170	176	200	0	0	0	0

\*Fees for laboratories in Biology and Chemistry; fees in other sciences and in most other fields are frequently lower  
 Note: All tuition and fees listed are for two semesters, except for those stated as "per course" or "per credit hour"  
 Source: Office of Student Services

## Boston College Undergraduate Tuition Restated in 1982-84 Dollars\* Effect of Inflation and Real Growth

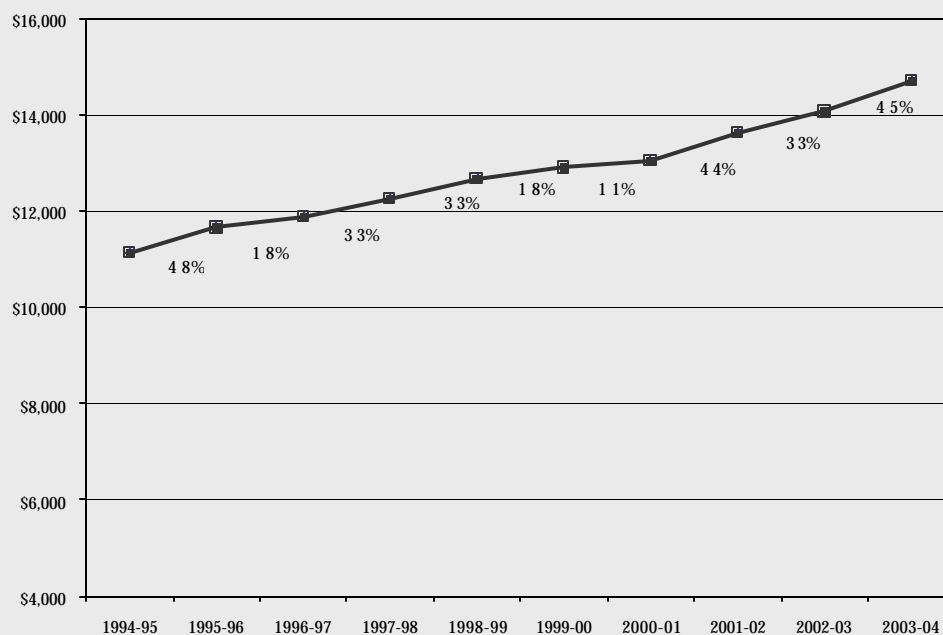
Academic Year	Tuition in Absolute Dollars	Consumer Price Index**	Tuition in Constant 1982-84 Dollars
1989-90	\$11,720	126.1	\$9,294
1990-91	\$12,700	133.8	\$9,492
1991-92	\$13,690	137.9	\$9,927
1992-93	\$14,580	141.9	\$10,275
1993-94	\$15,570	145.8	\$10,679
1994-95	\$16,640	149.7	\$11,116
1995-96	\$17,890	153.5	\$11,655
1996-97	\$18,820	158.6	\$11,866
1997-98	\$19,770	161.3	\$12,257
1998-99	\$20,760	163.9	\$12,666
1999-00	\$21,700	168.3	\$12,894
2000-01	\$22,680	174.0	\$13,034
2001-02	\$24,050	176.7	\$13,611
2002-03	\$25,430	180.9	\$14,058
2003-04	\$27,080	184.3	\$14,693

\*The Bureau of Labor Statistics calculates the CPI by setting the average index level for the 36-month period covering the years 1982, 1983, and 1984 equal to 100 (1982-84=100)

\*\*December CPI for the stated academic year

Source: The Bureau of Labor Statistics and the Budget Office

### Boston College Tuition Increases, Restated in 1982-84 Dollars Effect of Inflation and Real Growth



---

## ACADEMIC RESOURCES & TECHNOLOGY

INSERT PHOTO HERE

## Boston College Libraries

**Bapst Library**  
Middle Campus

**The John J. Burns Library of  
Rare Books and Special Collections**  
Burns Library, Middle Campus

**Geophysics Library**  
Weston Observatory, Weston, MA

**Law Library**  
Newton Campus

**Newton Resource Center**  
(Undergraduate)  
Chapel Basement, Newton Campus

**O'Neill Library**  
Central Library, Middle Campus

**School of Social Work Library**  
McGuinn Hall, Lower Level

**Educational Resource Center**  
Campion Hall

**The Connors Family Learning  
Center**  
O'Neill Library

## Boston College Library Holdings

<b>Total Volumes</b>	<b>2,076,794</b>	<b>Total Electronic Serial Subscriptions</b>	<b>37,776</b>
Bapst	49,064	<b>Total eBooks</b>	<b>269,478</b>
Burns	135,005	<b>Total Microform Units</b>	<b>3,976,235</b>
Educational Resource Center	47,816	Law	1,414,880
Law	229,577	O'Neill and	
O'Neill and		Newton Resource Center	2,561,355
Newton Resource Center	1,562,979	<b>Total Government Documents</b>	<b>211,820</b>
Social Work	43,702	Law	4,511
Weston Geophysics	8,651	O'Neill and	
<b>Total Paper Serial Subscriptions</b>	<b>11,928</b>	Newton Resource Center	207,309
Bapst	161		
Educational Resource Center	77		
Law	4,490		
O'Neill and			
Newton Resource Center	7,117		
Social Work	83		

Source: University Librarian

## Expenditures for Library Materials

Library	1999-2000	2000-2001	2001-2002	2002-2003	2003-04
O'Neill*	\$ 5,004,918	\$ 5,254,406	\$ 5,420,183	\$ 5,783,264	\$ 5,817,667
Educational Resource Center	66,013	68,968	68,338	73,146	76,537
Bapst	75,617	78,075	81,120	84,284	87,023
Social Work	92,053	95,144	98,493	100,765	101,291
John J. Burns	135,507	210,840	193,160	104,254	196,502
Law	934,204	997,441	1,016,247	997,497	1,066,073
<b>Total</b>	<b>\$ 6,308,312</b>	<b>\$ 6,704,874</b>	<b>\$ 6,877,541</b>	<b>\$ 7,143,210</b>	<b>\$ 7,345,095</b>

\* Includes general expenditures recorded as "University Librarian"  
Source: Office of the Controller

## Digital Library Services

### Quest: The Library Information System

Quest, the Libraries' web-based integrated system, provides convenient access to the Libraries' collections, digital resources, and services from [www.bc.edu/quest](http://www.bc.edu/quest). It offers a variety of methods for finding books, periodicals, media resources, microforms, newspapers, and electronic materials.

Quest can easily be searched from any web browser regardless of platform or location 24 hours a day, seven days a week. Users can interact with the system and receive immediate feedback on the status of requests; they can place a hold, recall or request rush processing for a new book right from their desktop. Users can also initiate and track requests for document delivery and interlibrary loan transactions, and may renew materials that are currently charged to them. The web interface and expanded cataloging capabilities allow unprecedented access to thousands of web accessible scholarly resources, to full text journals and to digital collections of photographs and other material.

### Digital Resources

The Boston College Libraries offer access to a rich collection of electronic indexes and databases. A growing number of these databases include full text access to thousands of books and journals directly from the researcher's desktop. See the list of Online Databases on the Libraries' home page, [www.bc.edu/libraries.html](http://www.bc.edu/libraries.html) to get a sense of the range of resources. The list includes groupings by subject and an alphabetical listing by title. Databases range in coverage from very general to very specific and cover a wide range of research areas in the humanities, social sciences, sciences, health sciences, business law, and public affairs. Most databases can be reached directly by clicking on the web links. Others can be accessed in the O'Neill Library Reference area or the Law Library. An expanding number of links to electronic journals may also be found by selecting Electronic Journals from the Libraries' home page. The libraries have also introduced technologies that provide links between the databases and e-journal collections, <http://www.bc.edu/libraries/resources/databases/s-sfxfaq/>. Most databases available through the Boston College Libraries are restricted to the Boston College community. Your BC username and password are needed to access these databases from off campus.

The Libraries also support an expanding digital collection of special and rare materials such as the Thomas P. O'Neill, Jr. Photographs, the Liturgy and Life Artifacts collection and the Boston Gas Company Photographs via the John J. Burns Library Rare Books and Special Collections web page: <http://www.bc.edu/libraries/centers/burns/resources/digitalcoll/>

Librarians offer classes in how to search databases effectively, by arrangement with professors, and also provide individual coaching at various library services points or by appointment. Researchers who cannot locate resources needed may contact a librarian to develop a search strategy to locate relevant information. See the list of Subject Bibliographers to know which librarian to contact. <http://www.bc.edu/libraries/services/ref-instruc/s-subjectspec/>

### Interlibrary Loan

An Interlibrary Loan Service is offered to students, faculty, administrators, and staff to obtain research materials not available in the Boston College Libraries. Books, journal articles, microfilm, theses and government documents may be borrowed from other libraries. Except

for unusual items, the waiting period is from one to three weeks; some materials arrive within a day or two. Requests are made by using online forms available on the Libraries' web site or in the *Your Account* function of Quest.

### Boston Library Consortium

The Boston College Libraries are part of the Boston Library Consortium, a group of area libraries which includes Brandeis University, Boston University, Brown University, Massachusetts Institute of Technology, Northeastern University, Tufts University, University of Massachusetts System, Wellesley College, Williams College, as well as the Massachusetts State Library, the Boston Public Library, and the Marine Biological Laboratory at Woods Hole. Faculty and students may apply for a Consortium borrower's card at the Reference Department in O'Neill Library in order to borrow directly from the member libraries. Choose MetaQuest from the Libraries' home page to search several of the library catalogs simultaneously. Ask at the O'Neill Reference Desk for more information about the Consortium, including the 24/7 virtual reference service in which the Boston College Libraries participate.

### Association of Research Libraries

The Libraries are a member of the Association of Research Libraries, a distinction limited to 124 research institutions sharing common goals, interests, and needs. The mission of ARL is to shape and influence forces affecting the future of research libraries in the process of scholarly communication. Membership is by invitation upon the recommendation of the ARL Board of Directors and approval of the membership.

### United State Government Publications

O'Neill Library at Boston College is a member of the Federal Depository Libraries system. As a member of the depository system, O'Neill Library receives government documents in print, microfiche, and electronic formats and makes them available to the general public as well as Boston College students, staff and faculty. Patrons can locate government documents in Quest, the library catalog. Many government publications are also available via the internet. Further information may be found at <http://www.bc.edu/libraries/centers/govdocs/>. Questions about the O'Neill collection and the availability of government documents should be directed to the Reference staff in O'Neill Library and staff in the Documents and Microforms department.

### Media Center

The Media Center on the second floor of the O'Neill Library houses information in many non-print formats: videocassettes, DVDs, laserdiscs, compact discs, audiocassettes, LPs, and CD-ROMs. Patrons within the Center, in individual carrels, may use all media. Faculty may conduct classes using media in either of our two classrooms. There is a Preview Room where faculty and/or students may meet in small groups for discussing or previewing media materials used in coursework. Loans of videos are restricted to BC faculty.

### New England Library Information Network/OCLC

Through membership in the New England Library Information Network (NELINET), our users have on-line access to publishing, cataloging, and interlibrary loan location information from the data bank of OCLC, Inc. which contains over 56 million bibliographic records from the Library of Congress and other national libraries, and from over 50,000 other libraries worldwide.

Source: University Libraries



## John J. Burns Library of Rare Books and Special Collections

The University's special collections, including the University's Archives, are housed in the Honorable John J. Burns Library, located in the Bapst Library Building, north entrance. These distinguished and varied collections speak eloquently of the University's commitment to the preservation and dissemination of human knowledge. The Burns Library is home to more than 150,000 volumes, some 15,000,000 manuscripts, and important collections of architectural records, maps, art works, photographs, films, prints, artifacts, and ephemera. These materials are housed in the climate-controlled, secure environment of Burns either because of their rarity or because of their importance as part of a special collection. While treated with special care, these resources are available for use at Burns to all qualified students, faculty, and researchers. Indeed, their use is strongly encouraged, and visitors to Burns are always welcome, either simply to browse or to make use of the collections.

Though its collections cover virtually the entire spectrum of human knowledge, the Burns Library has achieved international recognition in several specific areas of research, most notably: Irish studies; British Catholic authors; Jesuitana; Fine Print; Catholic liturgy and life in America, 1925-1975; Boston history; the Caribbean, especially Jamaica; Balkan studies; Nursing; and Congressional archives. It has also won acclaim for significant holdings on American detective fiction, Thomas Merton, Japanese prints, Colonial and early Republic Protestantism, and banking. To learn more about specific holdings in Burns, please see [www.bc.edu/burns](http://www.bc.edu/burns)

The John J Burns Library is open Monday through Friday, 9:00 a.m. - 5:00 p.m. The Library is closed on all University holidays. Visitors are always welcome and are encouraged to view the permanent exhibition areas of the Library. Guided tours are also available upon request. Patrons using the collections must do so in the Burns Reading Room where specialized reference and copy services are provided. Burns sponsors an active exhibits and lecture series program.

Source: Burns Librarian

## The Language Laboratory

The Boston College Language Laboratory, serving all the language departments, students of English as a foreign language, and the Boston College community at large, is located in Lyons 313. In addition to its 32 listening/recording stations and teacher console, the facility includes 20 workstations (16 Macs, 2 Dell desktops, 2 Dell wireless laptops), 4 Mac wireless laptops, 2 laser printers, a Web server, a materials development workstation, 2 TV/video/DVD viewing rooms, 2 individual

carrels for TV/videocassette/DVD viewing, a CD listening station, and portable audio and video equipment. The Lab's media collection and print materials directly support and/or supplement the curriculum requirements in international language, literature, and music.

The Lab's collection is designed to assist users in the acquisition and maintenance of aural comprehension, oral and written proficiency, and cultural awareness. Prominent among the Lab's offerings that directly address these goals are international news broadcasts and other television programming available through the Boston College cable television network and made accessible to lab users via EagleNET connections and/or via videotaped off-air recordings. These live or near-live broadcasts from around the world provide a timely resource for linguistic and cultural information in a wide variety of languages.

Students (undergraduate and graduate), faculty and B.C. community members who wish to use the Language Laboratory facility and its collection will find the Laboratory staff available during the day, in the evening, and on weekends to assist them in the operation of equipment and in the selection of appropriate materials for their course-related or personal language needs. Digitized audio programs from the Lab's collection are also available on the Boston College network 24 hours/day, 7 days/week to students officially enrolled in courses in which these programs have been adopted as curricular material. For more information about the Language Laboratory, visit its Web site at <http://www.bc.edu/langlab>.

Source: Language Laboratory

## University Archives

Archives are the official non-current papers and records of an institution that are retained permanently for their legal, fiscal, or historical values. The University Archives, a department within the John J. Burns Library, contains: the office records and documents of the various University offices, academic and other; copies of all University publications, including student publications; movie footage of Boston College football; some audiovisual materials; and tape recordings of the University Lecture Series and other significant events. A significant collection of photographs documents the pictorial history of Boston College. Alumni, faculty, and Jesuit records are also preserved. In addition, the University Archives is the repository for the records of Newton College of the Sacred Heart (1946-1975) and the documents of the Jesuit Community of Boston College (1863-).

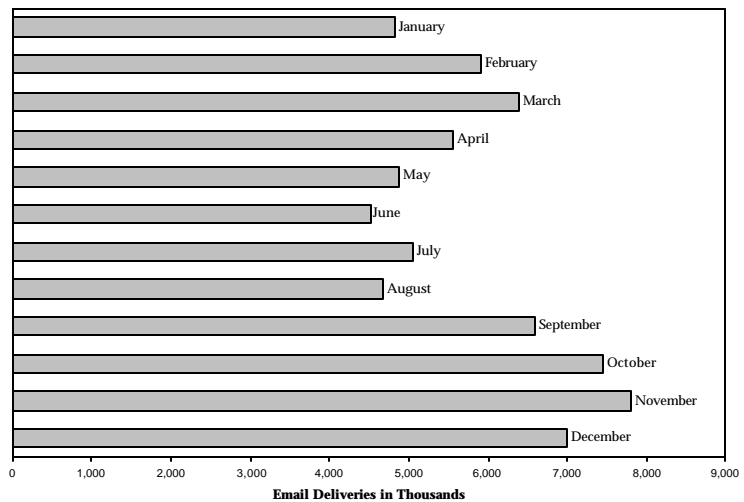
Source: University Archivist

## Information Technology Services

Information Technology Services manages Boston College's computing, communications, and electronic information resources, and working with key constituencies throughout the University, provides the leadership to shape future technology plans and strategies to meet the mission and goals of the University. The highly integrated Boston College campus technology environment provides voice, data, and cable television connections to classrooms, offices, and residence hall rooms. IT staff work to keep up with rapidly changing applications and technology infrastructure, providing faculty, staff and students with the tools and technologies needed to compete and succeed. As the development of Web-enabled services matures, BC continues providing new Web-based online services, such as enhanced email services, and personal information management options.

### Successful Email Deliveries 2004 By Month

January	4,824,418
February	5,904,383
March	6,384,555
April	5,568,793
May	4,872,698
June	4,511,526
July	5,057,180
August	4,675,090
September	6,585,446
October	7,458,429
November	7,791,525
December	7,000,003
<b>Total</b>	<b>70,634,046</b>



Source: Information Technology

### Successful Page Deliveries by www.bc.edu Web Server By Month

	1995-96	1996-97	1997-98	1998-99	1999-00	2000-01	2001-02	2002-03	2003-04
June	27,935	190,137	279,542	1,002,994	*	2,392,541	2,039,660	4,042,058	5,619,713
July	45,192	238,233	404,894	946,299	*	2,527,185	3,808,216	3,877,809	5,722,762
August	63,210	237,030	526,562	1,118,492	*	3,065,535	3,784,256	3,504,323	6,501,110
September	121,976	451,695	938,357	1,207,177	*	5,285,181	5,516,599	6,296,262	8,667,787
October	146,576	508,895	1,013,426	1,607,353	*	5,114,635	5,256,673	7,873,216	9,072,260
November	135,112	506,962	935,703	1,692,974	*	4,363,571	5,730,428	7,065,390	8,567,383
December	106,097	367,231	757,960	1,430,245	*	3,853,523	4,598,432	6,365,159	7,761,238
January	141,290	*	817,031	1,601,388	2,967,437	4,101,982	5,968,718	7,273,607	10,992,778
February	186,043	768,969	1,061,693	2,014,961	3,605,414	4,136,356	6,327,405	6,943,384	10,842,677
March	190,674	924,787	1,245,231	2,100,228	3,611,981	4,830,946	5,918,802	4,529,088	12,533,014
April	203,636	736,529	1,512,718	2,201,534	3,421,388	4,840,545	6,700,884	7,092,668	11,697,974
May	<u>183,106</u>	<u>431,943</u>	<u>1,069,806</u>	<u>1,758,244</u>	*	*	<u>5,183,978</u>	<u>5,744,861</u>	<u>10,366,623</u>
<b>Total</b>	<b>1,550,847</b>	<b>5,362,411</b>	<b>10,562,923</b>	<b>18,681,889</b>	<b>13,606,220</b>	<b>44,512,000</b>	<b>60,834,051</b>	<b>70,607,825</b>	<b>108,345,319</b>

\* Data unavailable  
Source: Information Technology

## Connors Family Learning Center

The Connors Family Learning Center is a comprehensive, inclusive resource serving all of the University's students and faculty. The mission of the Center is to enhance teaching and learning across the university. One of the CFLC's three professional staff members assists students with learning disabilities, helping to ensure their academic success at Boston College. The Center also sponsors seminars, workshops, and discussions for faculty and graduate teaching fellows on strategies for successful teaching and learning. To address the needs of Boston College students, the Center provides tutoring for more than 60 courses, including calculus, statistics, biology, chemistry, nursing, accounting, classical and foreign languages, English as a Second Language and writing. (All CFLC tutors are recommended and approved by their relevant academic departments; most are graduate students, juniors, or seniors.) Tutoring and all other academic support services are free of charge to all Boston College students and instructors. The Connors Family Learning Center, which first opened in September 1991, is located on the second floor of O'Neill Library.

Source: Connors Family Learning Center

## Connors Family Learning Center Statistics

Academic Year	Total Student Contact Hours	Hours of Tutoring	# of Students Tutored	Hours of Supplemental Instruction	# of Students in Supplemental Instruction	Rated Tutoring "Extremely" or "Very Helpful"
1995-96	6,419	6,419	2,000	-----	-----	92%
1996-97	6,162	6,162	2,000	-----	-----	92%
1997-98	6,050	6,050	1,810	-----	-----	93%
1998-99	6,012	6,012	2,120	-----	-----	93%
1999-00	5,800	5,800	2,200	-----	-----	93%
2000-01	5,882	5,883	2,200	-----	-----	93%
2001-02	5,976	5,976	2,150	-----	-----	92%
2002-03	6,755	4,329	1,600	2,426	540	92%
2003-04	6,663	4,016	1,550	2,647	587	93%

Source: Connors Family Learning Center

## The McMullen Museum of Art

The Charles S. and Isabella V. McMullen Museum of Art aims to increase understanding of the visual arts, to encourage inquiry, and to enrich learning through the display of a notable permanent collection and special exhibitions of international importance. The Museum occupies two floors of Devlin Hall. Spacious galleries with movable walls provide flexible exhibition spaces that rival venues in larger museums. The Museum maintains an active special exhibition program, bringing outstanding works from around the world to Chestnut Hill. The Museum organizes public lectures, symposia, workshops, film series, and gallery tours to accompany current exhibitions. Begun in the nineteenth century, the University's permanent collection contains works that span the history of art from Europe, Asia, and the Americas. Outstanding among them are Gothic and Baroque tapestries, Italian paintings of the sixteenth and seventeenth centuries, American landscape paintings of the nineteenth and early twentieth centuries, and Japanese prints. The collection is displayed on a rotating basis in the Museum's galleries. In keeping with the teaching mission of a university museum, accompanying text explains the significance of each work in its historical context and addresses questions from the current scholarship. Web site: [www.bc.edu/artmuseum](http://www.bc.edu/artmuseum).

Source: McMullen Museum of Art

## Exhibits at the McMullen Museum Academic Year 2004-2005

### *Fernand Khnopff: Inner Visions and Landscapes*

September 19- December 5, 2004

Knopff's striking compositions, marked by nearly photographic realism and enigmatic imagery stood out even in the bold avant-garde exhibitions of the late nineteenth century. This retrospective presented over eighty paintings and works on paper, many rarely exhibited and published, that span the career of this key figure in the European Symbolist movement. Included were Knopff's most important works from the Royal Art Museums in Brussels and private collections in Belgium, Switzerland, France and the United States and well as two masterpieces that inspired Knopff: James Ensor's *The Russian Music* and Dante Gabriel Rossetti's *Rosa Triplex*. Organized by Frederik Leen, the retrospective opened earlier at the Royal Museums of Fine Art in Brussels, where it attracted over 163,000 visitors and wide acclaim in the European media. Boston College was the only North American venue for the exhibition, which marked the tenth anniversary of the McMullen Museum. Accompanying the exhibition was an illustrated catalogue with essays by various scholars, including Jeffery Howe of the Fine Arts Department, who is serving as curator at the McMullen.



### *Accommodations of Desire: Surrealist Works on Paper* Collected by Julien Levy

January 16 - March 24, 2005


Surrealism, which dominated modern art in the 1930s and 1940s, attempted to reconcile the world of dreams and everyday reality into a radically creative superreality, or surreality. Championing and representing this movement through its formative years, from 1931 to 1949 when the center of the cultural avant-garde shifted from Paris to New York, the Julien Levy Gallery in New York was a vital conduit for artistic exchange. Levy gave several of the artists in this exhibition - Eugene Berman, Joseph Cornell, Salvador Dalí, Max Ernst, Léonor Fini, Man Ray, Dorothea Tanning, Roberto Matta, and Arshile Gorky - their first solo exhibitions in New York. In presenting 115 works from Julien Levy's collection, *Accommodations of Desire* explored not only the dealer's historic role in the promotion of Surrealism, but also his zeal and affinity for the concepts and artists of the movement.



### *Gone: Site Specific Works by Dorothy Cross*

April 14 - July 12, 2005

Dorothy Cross was born in Cork in 1956, and has been creating sculpture, photography, and videos from her home base in Ireland for over 20 years. As the representative of Ireland in the 1993 Venice Biennale, and with her international solo exhibitions including venues in London, New York and Philadelphia, Cross has gained wide recognition for a body of work both local and global in its range of concerns as well as in its reception. Her interest in the complexities of place, in the poignancy of the abandoned and the ephemeral, has found expression in her temporary site-specific installations around the world. Coinciding with the major retrospective of Cross's career scheduled to open in June at the Irish Museum of Modern Art in Dublin, *GONE: Site-specific Works by Dorothy Cross* brings together for the first time documentary photographs, videos, and objects from nine of these projects. Presented as a whole, this body of work illuminates the double perspective from which Cross explores the local.



### *TREE: A New Vision of the American Forest: Photographs* by James Balog

April 14 - July 12, 2005

Transcending conventional nature photography, James Balog explores the changing character of the American forest in his photographs of "superlative trees." Often he focuses on a single concentrated frame, exposing complex and swirling details of ancient trees, "champions," as they are called by arboreal aficionados. He shows sculpturally elegant trees that have survived by sheer hardiness or luck. Borrowing from the cubist sensibility of Picasso and Braque and building upon the mosaic-assemblage technique pioneered by photographer David Hockney, his most recent photographs are produced using a digital multi-exposure method. Balog captures a tree in thousands of tiny frames as he rappels down an adjacent tree; the composite image evokes the tree's titanic scale. Individual photo shards—as many as eight hundred per assemblage—double as leaves on his digitally reconstructed tree. This exhibit presents a geographically diverse selection of trees that span the United States and range in age from several hundred to two-thousand years. Central to the exhibition is a monumental, color assemblage of a Giant Sequoia.



---

## RESEARCH & SPONSORED PROJECTS

INSERT PHOTO HERE

## Highlights of Sponsored Activities 2003-2004

A total of 327 proposals were submitted in FY2004. This is about a 26% increase over amount of funding requested in FY2003. The amount of funding requested for the total project period for these proposals was \$190,291,438. In FY2004, there were 328 sponsored project award obligations made for a total of \$42.2 million representing a new university record, surpassing by \$2 million the record previously set in FY2002. The total number of award obligations received in FY2004 was 20% higher than those received in FY2003. Overall, Boston College faculty continue to be successful in securing external funds and there remains a general upward trend in sponsored project activities at Boston College. In addition, there is a greater number of faculty working with the Office for Sponsored Programs to secure external funding from both Federal and non-Federal sponsors.

Source: Office of Sponsored Programs

## Summary of Sponsored Project Awards 2003-2004

Department	No. of Awards	Amount	Department	No. of Awards	Amount
Associate Vice President for Research	3	1,617,492	Political Science	3	\$150,000
Biology	22	2,564,261	Psychology	16	1,195,217
Center for Corporate Citizenship	5	659,274	School of Education	43	4,416,434
Center for Religion & American Public Life	1	119,900	Campus School	8	2,922,134
Chemistry	51	6,598,714	CSTEPP	8	1,166,126
Economics	1	308,000	Center for Child, Family & Community Partnerships	4	504,106
Fine Arts	2	20,700	International Study Center	14	3,675,000
Geology and Geophysics	6	445,025	School of Management	13	2,328,659
Other	1	30,000	School of Nursing	13	1,315,335
Institute for Scientific Research	42	4,890,021	Graduate School of Social Work	22	3,406,850
Irish Institute	4	325,000	Social Welfare Research Institute	2	450,000
Law School	8	284,229	Sociology	3	138,537
Learning to Learn	3	453,930	Theology	1	25,000
Mathematics	9	373,966			
Physics	20	1,826,079	<b>Total</b>	<b>328</b>	<b>42,209,989</b>

Source: Office of Sponsored Programs

## Sponsored Projects Source and Application of Funding (Thousands of Dollars)

Revenues	1994-95	1995-96	1996-97	1997-98	1998-99	1999-00	2000-01	2001-02	2002-03	2003-04
Sponsored Research	11,691	12,542	12,902	14,608	18,700	22,860	23,796	26,296	27,136	28,989
Other Sponsored Activity	5,259	6,102	5,558	4,961	5,112	6,240	8,234	8,675	8,143	7,195
Student Aid	5,513	5,672	5,863	6,544	6,871	7,270	7,430	8,079	8,016	7,803
<b>Total</b>	<b>22,463</b>	<b>24,316</b>	<b>24,323</b>	<b>26,113</b>	<b>30,683</b>	<b>36,370</b>	<b>39,460</b>	<b>43,050</b>	<b>43,295</b>	<b>43,987</b>
<b>Source</b>										
Government:										
Federal	17,644	19,614	18,957	20,182	22,760	25,449	28,677	31,513	31,773	30,528
State	1,213	862	1,001	1,415	1,326	1,908	1,858	2,060	1,584	1,674
Local	1,543	1,902	2,009	1,913	2,005	3,118	2,741	2,333	2,412	2,189
Non-Government	2,063	1,938	2,356	2,603	4,592	5,895	6,184	7,144	7,526	9,596
<b>Total</b>	<b>22,463</b>	<b>24,316</b>	<b>24,323</b>	<b>26,113</b>	<b>30,683</b>	<b>36,370</b>	<b>39,460</b>	<b>43,050</b>	<b>43,295</b>	<b>43,987</b>

Source: Office of the Controller

## Sponsored Projects by Department Total Accounted Expense (Thousands of Dollars)

Department/School	1994-95	1995-96	1996-97	1997-98	1998-99	1999-00	2000-01	2001-02	2002-03	2003-04
College of Arts & Sciences	56	194	192	142	52	15	0	0	0	0
Initiatives on Aging	0	0	0	0	0	0	0	609	728	729
International Programs	0	0	0	0	0	65	71	26	10	0
Biology	937	1,085	1,330	1,295	1,170	1,477	1,682	2,087	2,631	2,647
Chemistry	3,193	3,353	3,270	3,350	4,642	4,429	4,950	5,553	5,567	5,415
Geology & Geophysics <sup>1</sup>	390	603	497	538	468	384	480	611	469	330
Mathematics Dept. & Institute	679	710	691	404	152	287	257	319	316	304
Physics	165	180	184	337	636	1,612	1,425	1,704	1,707	2,204
Fine Arts	2	0	8	24	94	32	83	92	110	131
McMullen Art Museum	58	46	0	0	48	38	6	4	35	6
Theology	223	240	309	370	243	222	123	97	74	73
Economics	97	269	341	336	233	109	115	93	153	225
History	19	1	0	92	89	70	54	71	93	89
Political Science	61	47	1	151	116	214	268	270	88	179
Psychology	250	201	216	356	283	350	511	449	637	642
Sociology	51	49	95	192	246	214	28	82	131	146
Lynch School of Education	2,348	2,675	2,969	2,676	3,297	3,902	3,962	3,500	3,499	5,199
International Study Center	0	0	0	0	0	5,186	5,299	4,154	2,498	2,915
Law School	369	282	276	201	131	342	349	434	287	215
Carroll School of Management	521	511	481	481	688	1,617	2,375	2,563	2,333	2,715
The Irish Institute	0	0	0	475	920	741	589	774	671	412
School of Nursing	375	441	444	521	554	518	396	813	972	705
Graduate School of Social Work	365	229	305	402	310	561	553	856	1,398	2,202
Center for Corporate Citizenship	26	2	33	45	199	212	88	90	384	403
Center for Work and Family	0	0	36	269	301	308	693	57	29	32
The Boisi Center for Religion and American Public Life	0	0	0	0	0	0	125	108	254	138
Social Welfare Research Institute	123	141	178	173	155	171	261	275	284	172
O'Neill Library	732	1,029	268	28	3	0	0	0	0	0
Center for Testing	2,655	2,819	2,613	3,274	4,715	1,112	2,584	3,210	3,654	1,500
Student Aid	5,513	5,672	5,863	6,544	6,871	7,270	7,430	8,051	7,987	7,803
Center for Ignation Spirituality	0	0	0	0	0	33	16	1	0	0
University Mission and Ministry	0	0	0	0	0	0	78	635	668	552
Institute for Scientific Research	2,981	3,206	3,421	3,182	3,417	3,999	4,048	4,771	4,915	5,045
Center for Child, Family, and Community Partnerships	0	0	0	0	397	618	339	369	396	454
Learning to Learn	150	141	142	152	161	177	184	229	243	294
Athletics	78	66	65	65	62	71	0	0	0	0
Other <sup>2</sup>	46	124	95	38	30	14	38	93	74	0
<b>Total</b>	<b>22,463</b>	<b>24,316</b>	<b>24,323</b>	<b>26,113</b>	<b>30,683</b>	<b>36,370</b>	<b>39,460</b>	<b>43,050</b>	<b>43,295</b>	<b>43,987</b>

<sup>1</sup> Includes Weston Observatory

<sup>2</sup> Other includes AVP-Dean of Faculties, Black Studies, Burns Library, Classical Studies, English, Human Resources, IRE/Pastoral Ministry, Jesuit Institute, Music, Philosophy, Romance Languages, Slavic/Eastern Languages, Student Development, University Librarian

Source: Office of the Controller



## Dollar Amount of Sponsored Project Awards Received By Department (Thousands of Dollars)

	1994-95	1995-96	1996-97	1997-98	1998-99	1999-00	2000-01	2001-02	2002-03	2003-04
Assoc. VP for Research	-	-	-	-	-	1,717	1,779	3,235	35	1,617
Biology	923	1,274	1,395	1,109	2,047	1,453	1,947	3,111	2,534	2,564
Chemistry	3,255	3,369	3,769	4,376	4,027	4,746	6,323	5,783	5,082	6,599
Computer Science	-	-	-	-	283	-	63	66	74	-
Economics	253	348	372	266	158	147	64	216	-	308
English	-	-	-	-	-	-	-	-	-	-
Fine Arts	57	38	20	10	193	40	94	129	237	21
Geology and Geophysics <sup>1</sup>	805	433	239	467	461	469	573	465	408	445
Grad. School of A&S	52	75	48	41	25	25	-	-	-	-
History	2	-	-	161	-	150	56	18	160	-
IREPM <sup>2</sup>	-	-	-	28	-	7	-	-	-	-
Inst. for Scientific Research	2,926	3,786	3,510	3,062	3,587	4,489	4,893	4,570	4,561	4,890
Mathematics <sup>3</sup>	793	737	69	174	246	356	275	163	360	374
Music	-	-	50	-	-	-	-	-	-	-
Philosophy	-	45	30	-	17	-	-	61	-	-
Physics	216	173	323	366	1,234	1,807	1,393	4,307	2,623	1,826
Political Science	89	32	107	152	281	144	303	62	116	150
Psychology	232	265	193	448	441	121	542	342	495	1,195
Romance Languages	-	-	-	-	1	-	2	1	-	-
Slavic/Eastern Languages	-	40	4	33	12	-	-	-	-	-
Sociology	-	5	163	283	238	44	38	115	167	139
SWRI <sup>4</sup>	92	153	233	367	100	270	-	445	99	450
Theology	341	325	324	343	226	125	120	70	100	25
School of Education	1,172	816	1,281	1,431	2,398	3,691	2,705	2,843	3,074	4,416
Campus School	1,519	1,804	1,874	1,816	2,045	2,174	2,442	2,557	2,852	2,922
CSTECP <sup>5</sup>	2,977	2,278	2,920	4,974	6,451	702	2,313	1,478	1,478	1,166
TIMSS <sup>6</sup>	-	-	-	-	-	5,167	3,635	3,871	2,961	3,675
Law School	334	379	77	51	172	303	222	171	150	284
School of Management	533	451	492	552	1,874	694	1,038	550	2,581	2,329
School of Nursing	374	559	498	513	445	306	768	1,281	794	1,315
Grad. Schl of Social Work	299	326	720	149	199	793	1,045	668	2,390	3,407
CCFCP <sup>7</sup>	-	-	159	100	1,542	410	198	641	435	504
BCRAPL <sup>8</sup>	-	-	-	-	-	297	40	153	358	120
CCCR <sup>9</sup>	-	-	-	-	570	-	-	839	150	659
Center for Work & Family	-	-	86	452	199	398	72	34	-	-
Irish Institute	-	-	-	1,100	1,100	220	685	818	500	325
Learning to Learn	-	-	175	-	189	198	201	224	230	455
Other	2,239	335	69	248	135	-	2,092	99	-	30
<b>Total</b>	<b>19,480</b>	<b>18,046</b>	<b>19,202</b>	<b>23,069</b>	<b>30,894</b>	<b>31,467</b>	<b>35,940</b>	<b>39,642</b>	<b>35,006</b>	<b>42,210</b>

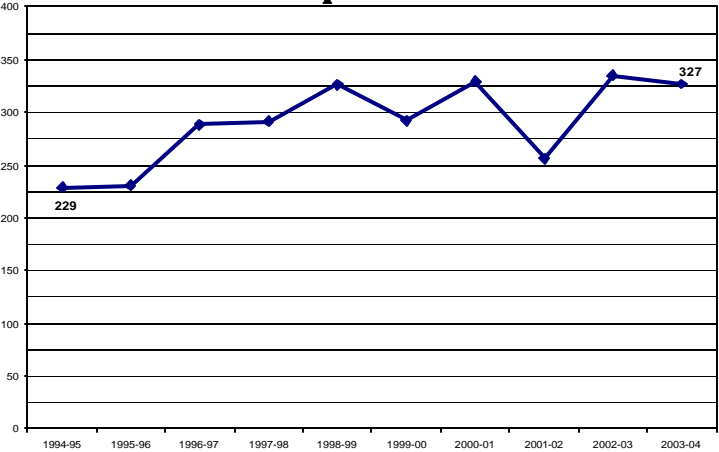
<sup>1</sup> Includes Weston Observatory<sup>2</sup> The Institute of Religious Education and Pastoral Ministry (IREPM)<sup>3</sup> Includes the Mathematics Institute<sup>4</sup> The Social Welfare Research Institute (SWRI)<sup>5</sup> The Center for the Study of Testing, Evaluation, and Educational Policy (CSTECP)<sup>6</sup> TIMSS International Study Center (TIMSS)<sup>7</sup> The Center for Child, Family, and Community Partnerships (CCFCP)<sup>8</sup> The Boisi Center for Religion & American Public Life (BCRAPL)<sup>9</sup> The Center for Corporate Community Relations (CCCR)

Note: Student aid funds managed by the Financial Aid Office are not included in this table (They are included in other tables in this section provided by the Controller's Office) In some cases dollar amounts in columns may not add to the column total due to rounding

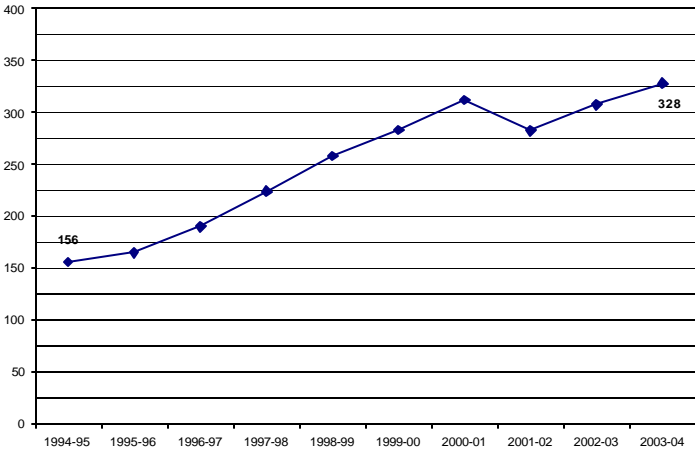
Source: Office of Sponsored Programs

### Sponsored Projects Activity Fiscal Year 1994-95 through 2003-04

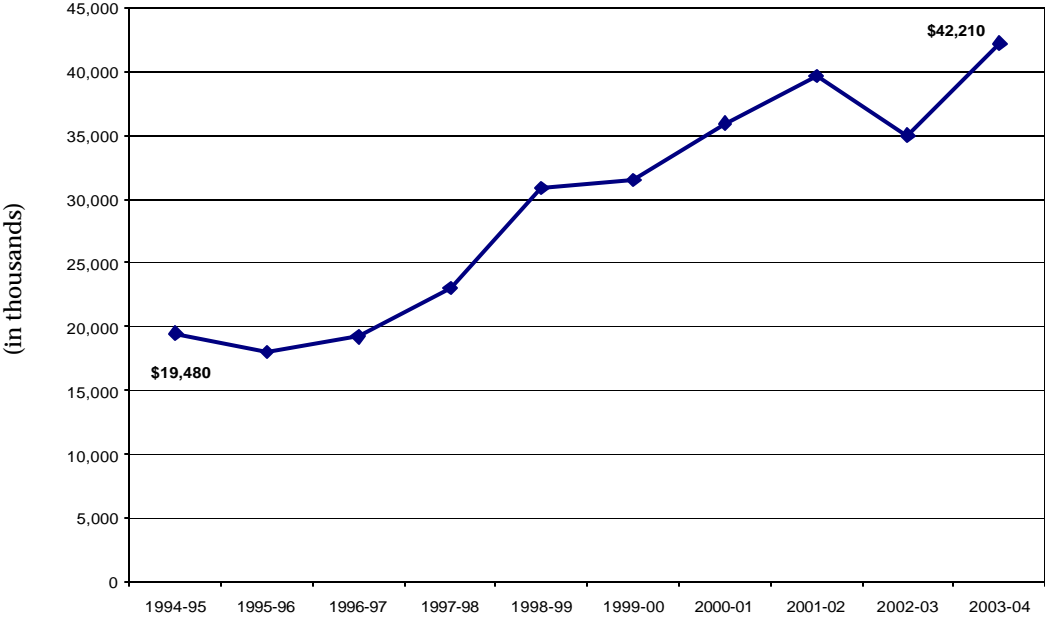
#### Number of Sponsored Project Proposals Submitted



#### Number of Sponsored Project Awards Received



The number of Sponsored Research Awards received at Boston College increased 110% between FY95 and FY04. During that same period, the dollar amount of the awards received increased by 117%.



## Number of Sponsored Project Proposals Submitted By Department, 1994-95 through 2003-04

	1994-95	1995-96	1996-97	1997-98	1998-99	1999-00	2000-01	2001-02	2002-03	2003-04
Arts & Sciences	1	1	-	-	1	1	1	-	1	-
Assoc. VP for Research	-	-	-	-	1	1	7	6	7	6
Biology	26	21	31	31	34	20	20	25	31	48
Chemistry	39	47	57	48	46	46	41	38	53	43
Communications	-	-	-	-	-	-	1	1	-	2
Computer Science	-	-	-	6	-	3	4	1	1	4
Economics	10	8	7	5	9	2	1	2	4	3
English	-	-	1	1	-	1	1	-	1	2
Fine Arts	4	4	2	3	2	8	19	4	3	4
Geology and Geophysics <sup>1</sup>	12	13	12	21	21	19	14	8	8	15
Grad. School of Arts & Sciences	2	-	-	2	1	1	-	1	-	-
History	3	1	3	3	1	1	1	2	1	2
Honors Program	-	1	-	-	-	-	1	1	-	-
Inst. for Scientific Research	13	10	12	4	10	6	23	7	16	11
Mathematics <sup>2</sup>	3	3	2	7	7	1	9	8	2	5
Mission and Ministry	-	-	-	-	-	-	1	-	-	-
Philosophy	1	3	1	-	1	-	1	-	-	-
Physics	5	7	22	12	26	28	28	26	28	28
Political Science	1	3	3	7	8	4	7	4	2	3
Psychology	14	6	8	13	10	16	18	9	14	23
Romance Languages	-	-	-	-	1	1	1	1	-	-
Slavic/Eastern Languages	-	2	3	2	5	5	1	-	-	-
Sociology	6	5	8	6	7	6	-	6	9	4
SWRI <sup>3</sup>	1	3	2	1	1	2	-	1	2	2
Theology	1	2	2	1	2	2	2	2	4	1
School of Education	33	31	43	36	42	27	27	21	36	28
Campus School	8	5	4	5	5	5	5	6	9	7
CSTE <sup>4</sup>	6	13	13	23	21	25	14	11	12	15
TIMSS <sup>5</sup>	-	-	-	-	-	-	6	8	2	2
Law School	5	2	3	3	5	5	3	7	10	4
School of Management	4	1	9	3	6	4	4	4	22	12
School of Nursing	18	21	16	12	18	16	18	11	22	15
Grad. School of Social Work	7	15	12	13	8	11	14	12	17	22
CCFCP <sup>6</sup>	-	-	1	1	13	10	20	17	6	2
CCCR <sup>7</sup>	-	1	1	3	2	-	4	1	2	4
Center for Ignatian Spirituality	-	-	-	-	-	1	-	-	-	-
BCRAPL <sup>8</sup>	-	-	-	-	-	3	2	4	2	3
Center for Work & Family	-	-	5	12	5	2	5	1	-	-
Irish Institute	-	-	-	1	2	4	2	2	4	4
Jesuit Institute	-	-	1	-	-	-	-	-	-	-
Learning to Learn	1	1	1	1	-	1	1	-	2	1
Other	5	1	3	5	4	4	3	1	2	2
<b>Total</b>	<b>229</b>	<b>231</b>	<b>288</b>	<b>291</b>	<b>326</b>	<b>292</b>	<b>329</b>	<b>256</b>	<b>335</b>	<b>327</b>

<sup>1</sup> Includes Weston Observatory<sup>2</sup> Includes the Mathematics Institute<sup>3</sup> The Social Welfare Research Institute (SWRI)<sup>4</sup> The Center for the Study of Testing, Evaluation, and Educational Policy (CSTE<sup>4</sup>)<sup>5</sup> TIMSS International Study Center (TIMSS)<sup>6</sup> The Center for Child, Family, and Community Partnerships (CCFCP)<sup>7</sup> The Center for Corporate Community Relations (CCCR)<sup>8</sup> The Boisi Center for Religion & American Public Life (BCRAPL)

Source: Office of Sponsored Programs

## Number of Sponsored Project Awards Received By Department, 1994-95 through 2003-04

	1994-95	1995-96	1996-97	1997-98	1998-99	1999-00	2000-01	2001-02	2002-03	2003-04
Assoc. VP for Research	-	-	-	-	-	2	1	2	1	3
Biology	12	15	16	12	17	16	17	24	20	22
Chemistry	34	35	38	46	40	52	45.5	40	43	51
Computer Science	-	-	-	-	2	-	1	1	1	-
Economics	8	6	5	2	4	3	1	4	-	1
English	-	-	-	-	-	-	-	-	-	-
Fine Arts	3	2	1	1	4	3	6	5	8	2
Geology and Geophysics <sup>1</sup>	5	5	4	8	10	9	6.5	9	5	6
Grad. School of Arts & Sciences	2	3	1	1	1	1	-	-	-	-
History	1	-	-	3	-	1	3	1	2	-
IREPM <sup>2</sup>	-	-	-	1	-	1	-	-	-	-
Inst. for Scientific Research	15	16	13	17	15	15	42	34	47	42
Mathematics <sup>3</sup>	2	1	2	3	5	4	5	4	7	9
Music	-	-	1	-	-	-	-	-	-	-
Philosophy	-	2	1	-	1	-	-	1	-	-
Physics	4	3	10	11	18	25	21	15	17	20
Political Science	3	2	3	6	10	4	6	5	3	3
Psychology	7	8	5	5	8	5	9	3	11	16
Romance Languages	-	-	-	-	1	-	1	1	-	-
Slavic/Eastern Languages	-	1	1	2	1	-	-	-	-	-
Sociology	-	1	5	6	4	3	1	4	3	3
SWRI <sup>4</sup>	2	2	2	2	1	2	-	1	3	2
Theology	2	2	4	4	4	3	2	1	1	1
School of Education	17	18	27	26	29.5	38	33	23	26	43
Campus School	5	4	5	6	5	9	6	8	6	8
CSTECP <sup>5</sup>	4	9	11	1	28	12	12	12	12	8
TIMSS <sup>6</sup>	-	-	-	-	-	24	20	16	13	14
Law School	3	4	2	3	3	5	3.5	7	5	8
School of Management	4	2	5	4	6	9	17	7	13	13
School of Nursing	9	12	11	12	12	10	13	16	14	13
Grad. School of Social Work	9	6	11	8	7.5	16	12	13	29	22
CCFCP <sup>7</sup>	-	-	1	1	7	1	16	12	7	4
BCRAPL <sup>8</sup>	-	-	-	-	-	2	1	3	6	1
CCCR <sup>9</sup>	-	-	-	-	3	-	-	3	1	5
Center for Work & Family	-	-	2	13	6	4	4	1	-	-
Irish Institute	-	-	-	2	2	2	3	3	2	4
Learning to Learn	-	-	1	-	1	2	21	2	1	3
Other	5	6	2	3	2	-	2.5	1	-	1
<b>Total</b>	<b>156</b>	<b>165</b>	<b>190</b>	<b>224</b>	<b>258</b>	<b>283</b>	<b>312</b>	<b>282</b>	<b>307</b>	<b>328</b>

<sup>1</sup> Includes Weston Observatory<sup>2</sup> The Institute of Religious Education and Pastoral Ministry (IREPM)<sup>3</sup> Includes the Mathematics Institute<sup>4</sup> The Social Welfare Research Institute (SWRI)<sup>5</sup> The Center for the Study of Testing, Evaluation, and Educational Policy (CSTECP)<sup>6</sup> TIMSS International Study Center (TIMSS)<sup>7</sup> The Center for Child, Family, and Community Partnerships (CCFCP)<sup>8</sup> The Boisi Center for Religion & American Public Life (BCRAPL) \*Amount proposed is for the entire multi-year project period<sup>9</sup> The Center for Corporate Community Relations (CCCR)

Note: Student aid funds managed by the Financial Aid Office are not included in this table (They are included in other tables in this section provided by the Controller's Office) In some cases dollar amounts in columns may not add to the column total due to rounding

Source: Office of Sponsored Programs

## Selected Sponsored Project Awards 2003-2004

Title	Source of Funding	Amount
<b>Biology Department</b> Glycosphingolipid Effects on Brain Tumor Angiogenesis	National Cancer Institute	\$253,311
<b>Center for Corporate Citizenship</b> National Retired Volunteers Center	Volunteers of America, Inc.	\$353,890
<b>Center for Retirement Research</b> Center for Retirement Research	Social Security Administration	\$1,088,780
<b>Chemistry Department</b> CAREER: Peptidoconjugates as Probes of Protein and DNA Damage	National Science Foundation	\$593,000
<b>Economics</b> Biological Basics and Intergenerational Transfers	Nat. Inst. of Child Health & Human Dev.	\$308,000
<b>Geology and Geophysics Department</b> United States Seismic Network	U.S. Geological Survey	\$164,000
<b>International Study Center</b> Design, Manage, and Implement PIRLS 2006	Intl. Assoc. Eval. Educ. Achievement	\$200,000
<b>Institute for Scientific Research</b> Comprehensive Methods for Determining Space Effects on Air Force Systems	U.S. Air Force	\$802,702
<b>Irish Institute</b> Exchange Programs for Northern Ireland and Ireland	U.S. Department of State	\$191,648
<b>Learning to Learn</b> Student Support Services Program	U.S. Department of Education	\$229,847
<b>Physics Department</b> Nano Photonic and Photovoltaic Studies Using Novel Nanostructures	U.S. Army Research Office	\$186,935
<b>Psychology Department</b> Do Parks Hurt People? – Assessing the Human Welfare Effects of Establishing Protected Areas for Biodiversity Conservation	National Institute of Mental Health	\$250,000
<b>School of Education</b> Connect/ <i>five</i> : A Systemic Approach to Linking Schools and the Community	New Balance Foundation	\$348,328
<b>School of Management</b> Small Business Development Center – FY 2004	University of Massachusetts	\$383,816
<b>School of Nursing</b> CARE Intervention for Depressed Mothers and Their Infants	National Institute of Nursing Research	\$347,391
<b>School of Social Work</b> Task 4: Family or Individual Directed Community Services Research	Medstat Group	\$217,000
<b>Social Welfare Research Institute</b> Discernment and Discerned Philanthropy: The Spirituality of Capacity, Care and Choice	Lilly Endowment, Inc.	\$350,000

## University Research Institutes and Centers

### Center for Child, Family, and Community Partnerships

The Center for Child, Family and Community Partnerships is an "outreach scholarship" program that fosters collaboration among Boston College faculty, students and community leaders in health care, social service, economic development, and education. The goal of the participants is to create stronger, healthier, and more economically sound communities. The Center offers technical assistance, program evaluation, needs assessment, training, and consultation to community organizations.

Web site: <http://www.csteep.bc.edu/ccfcp/>.

### Center for Corporate Citizenship at Boston College

The Center for Corporate Citizenship at Boston College engages with companies to redefine business success as creating measurable gains for business and society. Our vision is that business will use its assets to help assure economic prosperity and a just and sustainable world. The Center achieves results through the power of research, education and member engagement. The Center offers publications including a newsletter, research reports, and white papers; executive education, including a Certificate program; events that include an annual conference, roundtables and regional meetings; and a corporate membership program. Web site:

<http://www.bc.edu/corporatecitizenship>

### Center for East Europe, Russia, and Asia

The Center's programs encourage faculty and students to participate in interdepartmental endeavors on both the graduate and undergraduate levels. Participating faculty come from the Departments of Fine Arts, History, Philosophy, Political Science, Slavic and Eastern Languages, and Theology and offer over eighty academic courses connected with the study of the culture, history, and political life of East Europe, Russia, the Balkans, and Central Asia.

### Center for Ignatian Spirituality

The Center for Ignatian Spirituality is a university operation that offers faculty and staff a resource to carry on the needed dialogue between the values that constitute Boston College and the pluralism that characterizes our contemporary culture. The Center initiates its own programs, inviting faculty and staff to pursue a particular topic; gives support to the Ignatian Society, a student group committed to integrating Ignatian spirituality into the lives of its members and offering other students opportunities to do the same; sponsors retreats and reflection opportunities for faculty and staff; and has a wide range of national and international commitments to other institutions in their efforts to integrate Ignatian spirituality into their educational endeavors.

Web site: <http://www.bc.edu/igspirit>.

### Center for International Higher Education(CIHE)

Established in 1995 and housed in the Lynch School of Education, CIHE is a research and service agency providing information, publications and a sense of community to colleges and universities worldwide. The main focus of the Center is on academic institutions in the Jesuit tradition, but other universities

receive its publications and are part of an informal network.

There is a special concern with the needs of academic institutions in the developing countries of the Third World. Web site:

[http://www.bc.edu/bc\\_org/avp/soe/cihe](http://www.bc.edu/bc_org/avp/soe/cihe).

### Center for Nursing Research (CNR)

The CNR's central purpose is to serve as an institutional resource for faculty and students in the School of Nursing, the Boston College community, and the greater Boston nursing and health care community. Three interrelated but separate goals support the purpose of the CNR: (1) to strengthen the research productivity of faculty in the School of Nursing, (2) to increase intradisciplinary and interdisciplinary research and scholarship, and (3) to communicate research findings to facilitate research utilization in nursing practice and in educational settings. The Center serves as a repository for the Cathy J. Malek Research Collection as well as books and other materials related to quantitative and qualitative research methods, data analysis, grant seeking and grant writing. Web site:

[http://www.bc.edu/bc\\_org/avp/son/ctrnsgresearch/nsgresearch.html](http://www.bc.edu/bc_org/avp/son/ctrnsgresearch/nsgresearch.html).

### Center for Retirement Research

The Center for Retirement Research at Boston College was established through a 5-year \$5.25 million grant from the Social Security Administration in 1998. The goals of the Center are to promote research on retirement issues, to transmit new findings to the policy community and the public, to help train new scholars, and to broaden access to valuable data sources. The Center is the headquarters for researchers and experts in affiliated institutions including MIT, Syracuse University, the Brookings Institution, the Urban Institute, and the National Academy of Social Insurance. The Center is structured around a research team of interdisciplinary backgrounds in actuarial science, demography, economics, economic history, finance, political science, sociology and social work, and possesses a breadth of knowledge on retirement issues and institutions virtually unmatched in the field. As the nation confronts the myriad issues surrounding how best to ensure adequate retirement income for an aging population, the Center's researchers and experts explore possible policy changes related to Social Security, private pensions, and other sources of retirement income.

Web site: <http://www.bc.edu/crr>.

### Center for the Study of Testing, Evaluation, and Educational Policy (CSTEELP)

CSTEELP is an educational research organization located in the Lynch School of Education. Since its inception in 1980, CSTEELP has conducted national and international comparative research on educational achievement and testing, evaluation and public policy studies to improve school assessment practices. CSTEELP researchers work on both small and large scales - individual schools, districts, and states - to advance educational testing practices and policies and to improve the quality and fairness of education. CSTEELP researchers also investigate the use of technology in assessment and its impact on instruction. The

Scanning Services Center (SSC) at CSTEOP serves the needs of the Boston College community as well as outside clients. It provides scanning services for departments, individuals, and educational agencies, including scanning for course evaluations, course tests, and research surveys. Web site: <http://www.csteop.bc.edu>.

#### **Center for Work and Family**

The Boston College Center for Work and Family is a research organization within the Carroll School of Management that promotes employer responsiveness to families. The Center's guiding vision is to serve as the bridge linking the academic research community to the workplace. To gain increased understanding of the challenges faced by both employees and employers in meeting the goals of the individual and the enterprise, the Center conducts basic and applied research studies and analyzes secondary information sources. The Center's initiatives fall into three broad categories: research, employer partnerships, and information services. Web site: <http://www.bc.edu/cwf>

#### **Center on Wealth and Philanthropy**

The Center on Wealth and Philanthropy (CWP), formerly the Social Welfare Research Institute, studies spirituality, wealth, philanthropy, and other aspects of cultural life in an age of affluence. CWP is a recognized authority on the meaning and practice of care, on the patterns and trends in individual charitable giving, on philanthropy by the wealthy, and on the forthcoming \$45 trillion wealth transfer. CWP has published research on the patterns, meanings, and motives of charitable giving; on survey methodology; on the formal and informal care in daily life; and on financial transfers to family and philanthropy by the wealthy. Other areas of research include the "new physics of philanthropy," which identifies the economic and social-psychological vectors inclining wealth holders toward philanthropy. New directions include developing and training fundraising and financial professionals in the use of a discernment methodology based on Ignatian principles for guiding wealth holders through a self-reflective process of decision-making about their finances and philanthropy; analyzing what key religious and philosophical thinkers understand and teach about wealth and charity; estimating wealth transfer projections for states and metropolitan regions, and analyzing the patterns of relative philanthropic generosity among cities, states, and regions in the U.S. Over the past twenty years CWP has received generous support from the T.B. Murphy Foundation Charitable Trust, the Indiana Center on Philanthropy, the W. K. Kellogg Foundation, the Lilly Endowment, Inc., and the Boston Foundation. Web site: <http://www.bc.edu/cwp>

#### **International Study Center**

The International Study Center at the Lynch School of Education is dedicated to conducting comparative studies in educational achievement. Principally, it serves as the center for international studies in mathematics, science, and reading--the Trends in International Mathematics and Science Study (TIMSS) and the Progress in International Reading Literacy Study (PIRLS). Web site: <http://isc.bc.edu/>.

#### **Institute of Medieval Philosophy and Theology**

The Institute is a center that unites the teaching and research efforts of the faculty members in the Philosophy and Theology Departments who specialize in medieval philosophy and theology. Doctoral degrees are awarded in the Theology or Philosophy departments and students matriculate in one of these two departments. The focus of the Institute is on the relationship between medieval philosophy and theology and modern continental philosophy and theology.

#### **Institute for Scientific Research**

The Institute for Scientific Research (ISR), established in 1954, boasts a highly proficient team of research scientists, engineers, mathematicians, and computer scientists. Over the course of its history, the Institute has utilized a diversity of knowledge to develop highly sophisticated techniques for analyzing raw scientific and engineering data and presenting it in meaningful and useful ways. Using state-of-the-art analytical tools and technology including computer-generated modeling, the Institute is a forerunner in scientific data analysis and interpretation using statistical data analysis, digital signal processing and image processing; mathematical signal modeling; animated visualization of real and simulated data; the manipulation and interpretation of scientific images; and the design of specialized databases, data management techniques and interactive scientific software. Web site: <http://www.bc.edu/isr>.

#### **Institute for the Study and Promotion of Race and Culture**

The Institute for the Study and Promotion of Race and Culture (ISPRC) was founded in 2000 at Boston College, under the direction of Dr. Janet E. Helms, to promote the assets and address the societal conflicts associated with race or culture in theory and research, mental health practice, education, business, and society at large. The ISPRC attempts to solicit, design, and disseminate effective interventions with a proactive, pragmatic focus. Each year the Institute addresses a racial or cultural issue that could benefit from a pragmatic scholarly focus through its Diversity Challenge conference. Web site: <http://www.bc.edu/isprc>.

#### **Irish Institute**

The Irish Institute is a division of the Center for Irish Programs at Boston College. The mission of the Institute is to support the peace and normalization process on the island of Ireland and to contribute to social, political, and economic stability through cross-border and cross-community cooperation. Professional development programming by the Institute introduces Irish and Northern Irish participants to successful models of best practices in the U.S., as well as offering an opportunity for cultural exchange that promotes mutual understanding among the U.S., Ireland, and Northern Ireland. Since its founding in 1997, more than 650 decision-makers from all sectors, including government, business, education, environment, policing, media, and nonprofits have participated in over 70 Irish Institute programs. Programs balance classroom seminars led by Boston College faculty with site visits to innovative and effective industry leaders in Massachusetts and across the United States. The Irish Institute is regarded as an honest broker by all parties on the island of

Ireland, and its reputation for delivering quality programming in an inclusive environment attracts leaders from all communities and from across the political spectrum. In recent years, the Institute has applied its programming models and expertise in addressing the problems of divided societies to embrace participants from the Middle East and North Africa. The Irish Institute's 2005 programming will be in the areas of local government, journalism, nonprofit management and development, community policing, teacher education, education for cultural diversity, public policy, and business management and leadership. The Institute receives annual funding from Boston College, the U.S. Congress through the U.S. Department of State, and the Bureau of Cultural and Educational Affairs as well as through several other external partnerships. Web site: <http://www.bc.edu/irishinstitute>.

#### **Jesuit Institute**

The Jesuit Institute was established in 1988 to contribute towards the response to the question of identity. The Institute, initially funded by the Jesuit Community at Boston College, is not an additional or separate academic program. It is rather a research institute which works in cooperation with existing schools, programs and faculties primarily but not exclusively at Boston College. Within an atmosphere of complete academic freedom essential to a university, the Institute engages positively in the intellectual exchange that constitutes the University. Its overarching purpose is to foster research and collaborate interchange upon those issues that emerge at the intersection of faith and culture. Through its programs, the Institute does this in two ways: by supporting the exploration of those religious and ethical questions raised by this intersection and by supporting the presence of scholars committed to these questions. Web site: [http://www.bc.edu/bc\\_org/avp/acavp/jesin/](http://www.bc.edu/bc_org/avp/acavp/jesin/).

#### **Lonergan Center**

Studies related to the work of the Jesuit theologian and philosopher Bernard Lonergan (1904-1984) are fostered and advanced in the Lonergan Center at Boston College. Inaugurated in 1986, the Center houses a growing collection of Lonergan's published and unpublished writings as well as secondary materials and reference works, and it also serves as a seminar and meeting room. Boston College sponsors the annual Lonergan Institute, which provides resources, lectures, and workshops for the study of the thought of Bernard Lonergan, S.J. Web site: <http://www.bc.edu/lonergan>.

#### **Mathematics Institute**

The Boston College Mathematics Institute was established in 1957 as a unit separate from the Mathematics Department to assist in the effort to improve the content and instructional practice of mathematics at the school level. In the 1960's and 1970's the primary focus of the Institute was on providing veteran teachers with renewal programs and professional development opportunities to update and deepen their background in mathematics. The

National Science Foundation was a major source of funding. Concurrently, Institute staff developed some supplementary instructional materials to use with students in the grades K-12. At present, the Mathematics Institute offers professional enhancement courses for teachers in the summers at Boston College and other sites. Other current projects include research studies and content development related to school level mathematics concerns. Web site: <http://www.bc.edu/mathinst>.

#### **Boisi Center for Religion and American Public Life**

The Center for Religion and American Public Life was founded to bring together high quality research and scholarship on religion to bear on issues of public policy in America. The Center's goal is not to advance any ideological agenda, whether liberal or conservative. The Center seeks instead to be the sponsor of dialogue and discussion which brings together people whose primary concerns are religious with people whose primary concerns are political, in the belief that they will find common ground. The main goals of the Center include the promotion of scholarship dealing with religion and public life, faculty and student development at Boston College, and outreach activities that contribute to a more robust public discussion of critical issues. Web site: [http://www.bc.edu/bc\\_org/research/rapl](http://www.bc.edu/bc_org/research/rapl).

#### **Small Business Development Center**

The Small Business Development Center (SBDC) provides managerial, financial and technical assistance and training to small business people in the Greater Boston area. Prospective and active small business people can receive one-on-one counseling and consultative assistance in a range of business areas such as finance, marketing, planning, operations, accounting and controls. The SBDC also offers specially designed small business management training workshops. Topics include writing a business plan, financial planning, marketing, strategic planning, cash flow and general management as well as other varied topics. Web site: [http://www.bc.edu/bc\\_org/avp/csom/executive/sbdc](http://www.bc.edu/bc_org/avp/csom/executive/sbdc).

#### **Weston Observatory**

Weston Observatory, formerly Weston College Seismic Station (1928-1949), is a part of the Department of Geology and Geophysics of Boston College. Located 10 miles from the main campus, the Observatory is an interdisciplinary research facility of the Department, and a center for research in the fields of geophysics, geology, and related fields. Weston Observatory was one of the first participating facilities in the Worldwide Standardized Seismograph Network and operates a twelve-station regional seismic network that records data on earthquakes in the northeast, as well as distant earthquakes. The facilities at Weston Observatory offer students a unique opportunity to work on exciting projects with modern, sophisticated, scientific research equipment in a number of different areas of scientific and environmental interest. Web site: <http://www.bc.edu/westonobservatory>.



---

## ATHLETICS

INSERT PHOTO HERE

## Intercollegiate Athletic Season Highlights 2003-2004

### BASEBALL

*Head Coach: Pete Hughes*

**Record:** 32-27 (15-9 BIG EAST)

**Recap:** Pete Hughes led the Boston College baseball team to the Big East Tournament Championship round and a winning record for the sixth consecutive season. Jason Delaney was selected to the 2004 All-Big East first team and earned ABCA All-Northeast Region first-team honors as well. The outfielder led the Eagles with a .368 batting average, nine home runs, 50 RBI and a .574 slugging percentage. Junior Dave Preziosi hit .386 and contributed seven multi-hit games. He also made four appearances on the mound for the Eagles. Chris Lambert, in his 15 starts, went 6-4, struck out 107 batters, and had a 3.02 ERA. He was a first-round selection in the Major League Baseball draft. The Eagles finished the season 32-27 and 15-9 in Big East play. During the season they put together an impressive seven-game winning streak and made a run in the Big East Tournament before losing to Notre Dame.

### BASKETBALL

*Men's Head Coach: Al Skinner*

**Men's Record:** 24-10 overall (10-6 BIG EAST East)

**Postseason:** NCAA Tournament

**Men's Recap:** The team finished with a 24-10 mark, including a 10-6 record in Big East contests. They were led by All-Big East First Team selection Craig Smith, who averaged 16.9 ppg and 8.3 rpg. Jared Dudley emerged as the team's standout freshman and was a unanimous selection to the All-Big East Rookie Team. The Eagles finished tied for fifth at the end of the regular season. They advanced to the semifinals of the Big East Tournament, following a thrilling victory over Syracuse in the quarterfinals. For the third time in four years, the Eagles were selected for the NCAA Tournament. They defeated Utah in the first round before falling to eventual national runner-up Georgia Tech in the second round.

*Women's Head Coach: Cathy Inglese*

**Women's Record:** 27-7 overall (11-5 BIG EAST)

**Postseason:** NCAA Tournament

**Women's Recap:** The women's basketball team had one of its most successful seasons in BC history. In March, the Eagles knocked off Connecticut en route to their first ever Big East Championship. As 2004 conference champions, the team advanced to its second consecutive NCAA Sweet 16 with opening round wins over Eastern Michigan and No. 21 Ohio State before suffering a loss to eventual Final Four participant Minnesota. Amber Jacobs finished her career in the top 10 of several BC categories, including points scored (fourth) and assists (fifth).

### CROSS COUNTRY

*Head Coach: Randy Thomas*

**Men's Conference Finish:** Sixth

**Men's Recap:** Randy Thomas' men's squad had a successful season finishing third in two events - the Boston College Select Meet and the New England Championships. The Eagles finished in the upper half of Big East Championships, with junior Drew Bouchard notching the best individual time. In the District 1 qualifier, BC took ninth place.

**Women's Conference Finish:** Fifth

**Women's Recap:** The women's cross country team boasted another successful season, with Jennifer Kramer and Jennifer Donovan both earning all-conference honors. Kramer also qualified for the NCAA Championships, where she placed 34th overall and earned All-America status as one of the top-30 American finishers, marking the sixth straight year in which the women's squad has boasted at least one All-American.

### FENCING

*Head Coach: Syd Fadner*

**Men's Recap:** The men's fencing team had a successful season not only in athletic competition but academically as well. Senior captain Paul Taylor received numerous academic awards including a Rhodes scholarship. The Eagles performed well in many contests during the season. In the final match of the regular season, BC had a perfect day, notching victories against BU, Dartmouth, UNH and Massachusetts. In the team competition at the New England Championships, BC finished second. Corban Rhodes (epee) took fifth place, while Pat Curly (epee) and Kevin Dziubek (foil) both finished second amongst individuals not in the team competition.

**Women's Recap:** A strong freshmen class joined the returning fencers for the 2003-04 campaign. In February, the BC women's fencing team capped its season off with a fourth place finish at the New England Championships. Earlier that month the Eagles shutout the competition in their final regular season tournament by beating BU, Wellesley, Dartmouth, Massachusetts, and New Hampshire. The season kicked off with a strong showing at the New England Fall Invitational. Three sophomores gave the Eagles strong performances. Ali DiQuollo took third and Stephanie Mariconda sixth in sabre, and Clara Yum placed fifth in epee.

### FIELD HOCKEY

*Head Coach: Sherren Granese*

**Record:** 15-7 overall (4-1 BIG EAST)

**Postseason:** NCAA Tournament

**Recap:** The women's field hockey team tied a program best for most wins in a single season (15) en route to BC's first Big East field hockey championship since 1997. The Eagles finished with a 15-7 overall mark (4-1 Big East) and qualified for the NCAA Tournament. Big East Defensive Player of the Year Kristen Madden was one of six regional All-Americans.

### FOOTBALL

*Head Coach: Tom O'Brien*

**Record:** 8-5 overall (3-4 BIG EAST)

**Postseason:** Diamond Walnut San Francisco Bowl

**Recap:** Head Coach Tom O'Brien's 2003 football squad won its 40th game in five seasons, tying an all-time school record. The highlight of the season was a 27-25 win over Notre Dame in Alumni Stadium, the Eagles third consecutive victory over the Irish. On New Year's Eve, the Eagles appeared in a school-record fifth consecutive bowl game at the Diamond Walnut San Francisco Bowl. Their 35-21 victory over Colorado State made the Eagles the first team in BC football history to win seven or more games for five consecutive seasons and the only team in college football to have won a bowl game the past four years. Senior running back Derrick Knight became BC's all-time rushing leader, finishing his career with 3,725 yards.

### GOLF

*Men's Head Coach: Trevor Drum*

**Men's Recap:** The team had an impressive fall season, highlighted by a third-place finish at the ECAC Championship. The Eagles also took sixth place at the historic Bethpage course in the McLaughlin Cup. Eric Recher and Jim Roney were BC's top performers in the fall season. In the spring, BC performed well in all seven events, highlighted by a strong second-place finish at the Yale University Invitational. In the Big East

Championship, BC finished in fourth place. Recher was BC's top performer, shooting a 223 for sixth overall.

*Women's Head Coach: Frank Kolarik*

**Women's Recap:** The team had a successful fall season. The Eagles kicked off the year with a second-place finish in the Dartmouth College Invitational. The best performance of the fall came at the Rutgers Invitational where the Eagles placed first behind Alison Walshe, who posted the top individual score. In the spring, the Eagles also took home one first-place finish when they won the Hartford Invitational. Alison Walshe was also the top individual in this event. In the Big East Championship, the Eagles finished third.

### **ICE HOCKEY**

*Men's Head Coach: Jerry York*

**Men's Record:** 29-9-4 (16-2-2 Hockey East)

**Postseason:** NCAA Tournament

**Men's Recap:** After winning three regular-season tournaments, including the Beanpot, the men's ice hockey team wrapped up with a 29-9-4 mark and took home the Hockey East regular-season title. BC made its fifth Frozen Four appearance in the last seven years, defeating Niagara and Michigan before falling to Maine in the semifinals. Junior Ryan Shannon and senior Tony Voce shared the conference scoring title and each earned All-Hockey East first-team honors. Voce and Andrew Alberts each earned All-America first-team accolades while Shannon and Patrick Eaves garnered second-team recognition.

*Women's Head Coach: Tom Mutch*

**Women's Record:** 6-22-3 (1-18-1 Hockey East)

**Women's Recap:** Boston College earned six victories on the season including one over Hockey East opponent Maine. Junior Kerri Sanders led the team in goals with nine. Sarah Courtney led the team with 16 points. In net, Lisa Davis made her way to second on the all-time save list through three seasons.

### **INDOOR TRACK**

*Head Coach: Randy Thomas*

**Men's Recap:** Trevor Rozier-Byrd led the Eagles' track and field team with a number of sensational performances. He finished first in the 1000-meter at both the BU Invitational and the UNH Invitational. The Eagles finished second overall at the UNH Invitational, where first places points were also won by Ashley Jefferson for the long jump and Shawn Wallace for the 1500-meter. At BU, the Eagles finished third overall. The distance medley relay gave a strong performance at the Northeastern Invitational and won the event. The squad, comprised of seniors Anthony Calabro and Wallace, along with freshmen Chris Caulfield and Stephen Walsh placed seventh at the Big East Indoor Championships.

**Women's Recap:** The Eagles capped a season filled with outstanding individual performances with a second-place finish at the New England Championships. At the Northeastern Invitational the Eagles finished fifth. Kasey Hill came in fifth in the 55-meter hurdles, good enough for the second-best time in BC history. The distance medley team gave BC their only first-place finish. The Eagles won 10 of 18 events at the UNH Invitational and dominated the middle distance events, but only took home second place. At the Big East Championships, the Eagles finished 11th.

### **LACROSSE**

*Head Coach: Shari Krasnoo*

**Record:** 6-11 overall (0-6 Big East)

**Recap:** The women's lacrosse team finished 7-6 (0-6 Big East). The Eagles got off to a great start winning their first four games, but in the final 13 contests, BC could only win two. Midfielder Carly St. Lucia was named to the All-Big East first team. Susie Breaznell received second-team honors. The two tied for the team lead with 38 points each. Breazbell scored the game-winning goal in five of the six victories. Jackie Yovankin played well on defense and was named Big East Defensive Player of the Week during the season.

### **OUTDOOR TRACK**

*Head Coach: Randy Thomas*

**Men's Recap:** The men's track and field team competed well in the spring season. Highlights included a third-place finish at the Southern Connecticut Invitational where Drew Bouchard took home first in the 3000-meter steeplechase. At the Wildcat Invitational, Keith Normant earned three top-five finishes. The Eagles finished 12th at the Big East Championships and ninth at the New England Championships.

**Women's Recap:** The women's outdoor track team had a successful spring season capped off by a first-place finish at the Southern Connecticut Invitational. The Eagles placed first at the New England Championships. At the Mt. SAC Relays, Jennifer Kramer won the 5000-meter and set a new school record. Senior Jennifer Donovan led the Eagles at the Big East Championships where she captured first-place in the 3000-meter steeplechase to pace the women's track and field team to an 11th-place finish. Donovan and Kramer both qualified for the NCAA Championships.

### **ROWING**

*Head Coach: Steve Fiske*

**Recap:** The rowing team is making tremendous strides in only its fourth year as a varsity sport. In the first event of the year, the Head of Connecticut, the Eagles won two of their four events. At the famous Head of the Charles, the Championship Eight finished 24th out of 40. The Youth Four came in an impressive sixth out of 33. BC also had solid finishes at the Eastern Spirits where it finished 14th and the Big East Rowing Challenge, finishing 6th. The team's most successful outing was at the Jesuit Invitational. In five events, the Eagles notched four first-place finishes.

### **SAILING**

*Head Coach: Greg Wilkinson*

**Recap:** The Eagles earned their high ranking in large part due to a pair of strong showings in November events. On November 15, BC competed in the weather-shortened Atlantic Coast Dinghy Championships and finished sixth in the field. The Eagles won the Timme Angsten Memorial Regatta at the Chicago Yacht Club, leading the three-day event wire-to-wire.

**SKIING***Head Coach: Kristian Knights*

**Men's Recap:** The Eagles had an impressive season on the slopes, earning second place finishes in five events including the ECSC Eastern Regionals at the end of the season. Earlier in the year, they took home second place at the UMass-Amherst Carnival and the Plymouth State College Carnival as well as the Boston College Carnival and Colby Sawyer Carnival. At the USCSA Nationals, BC finished 11th. Freshman Greg Avallon and senior Dave Giulietti finished in the top 15 at the event to lead the Eagles. Avallon and Giulietti received national recognition when they were named to the All-America Men's Giant Slalom Second Team.

**Women's Recap:** Freshman Kara Hoisington and senior Erica Pylman paced the women's ski team to a first place finish in the giant slalom competition at the Colby Sawyer Winter Carnival. Pylman, freshman Courtney Culnane, and senior Jennifer Runco placed third, fourth, and sixth, respectively, to lead BC to another first place finish in the slalom competition at the St. Anselm's College Carnival. The season was capped off by a runner-up finish at the USCSA Nationals. Hoisington and Pylman's top-20 finishes helped the Eagles earn second place.

**SOCCER***Men's Head Coach: Ed Kelly***Men's Record:** 6-7-4 overall (3-5-2 Big East)

**Men's Recap:** The soccer team got off to a slow start, but showed progress in the middle of the season. The Eagles played well defensively, never allowing more than two goals in a game, but could never get the offensive production they needed. Neil Krause led the team in goals (8) and points (16). Jamen Amato and Jarryd Goldberg both had five points on the season. In net Mike Cardenas played well, boasting seven shutouts in fifteen games. He allowed only 13 goals and made 75 saves.

*Women's Head Coach: Alison Foley***Women's Record:** 15-3-3 (3-2-1 Big East)**Postseason:** NCAA Tournament

**Women's Recap:** The women's soccer team climbed as high as 13th in the national rankings, concluding its season with a 15-3-3 overall mark and league count of 3-2-1. BC defeated third-ranked Notre Dame to earn an appearance in the Big East championship game. Head Coach Alison Foley earned Northeast Region Coach of the Year honors, and senior Sarah Rahko was an All-Big East first-team honoree for the third straight season. Sophomore Kate Taylor, the Big East Goalkeeper of the Year, joined Rahko as an All-American. The Eagles earned the right to host opening round action in the NCAA Tournament, where they fell to Central Connecticut State in the first round.

**SOFTBALL***Head Coach: Jen Finley***Record:** 33-25 overall (11-9 Big East)

**Recap:** The Eagles had a successful season and advanced to the Big East Championship before bowing out to Villanova in the semifinals. Pitchers Tekae Malandris and Britney Thompson earned All-Big East third-team honors. Malandris had 11 wins and a 1.53 ERA. Thompson led the team in wins with 13. Colleen Reiche and Ashley Obrest were the Eagles' best hitters. Obrest hit .297 with 22 RBIs. BC had a very successful mid-season trip to Charleston, South Carolina where it won four of five games. The Eagles got off to a slow start in conference play but won their final five games heading into the Big East Tournament to finish 11-9 in conference play.

**SWIMMING & DIVING***Head Coach: Tom Groden***Men's Record:** 9-3

**Men's Recap:** Tim Tully was the team's outstanding swimmer. During the season, he set BC records in the 200 butterfly and 400 individual medley. Also setting an Eagle record was the 400 freestyle relay team. Andrew Faughnan, Andy Naumann, David Herman, and Matthew Northrup were members of that record-setting team. At the Big East Championships, the men's team placed 10th. Tim Tully tied his school-record finish in the 200 butterfly. At the ECAC Championships, the Eagles finished seventh, their highest finish ever.

**Women's Record:** 10-2-1

**Women's Recap:** Torey Thelin was this season's MVP on the women's team. She set school records in two events, the 50 butterfly and the 100 breaststroke. Freshman Carolyn Bowman set a new fastest time in the 100 breaststroke. Thelin and Bowman were joined by Caitlin Healy and Juliet Paradine to set a new Eagle record in the 400 medley relay. At the Big East Championships, BC finished ninth. Bowman finished 10th in the 200 yard breaststroke for the Eagles' best individual finish. BC finished first of 29 teams in the ECAC Championships. Three Eagles won their individual events, including Bowman, freshman Kim Garcia and Thelin.

**TENNIS***Men's Head Coach: Scott Wilkins***Men's Record:** 10-14 overall (3-2 Big East)

**Men's Recap:** The Eagles started slowly this spring, but bounced back with a win out west against Cal-Riverside. In conference play the Eagles finished above .500, defeating Connecticut, Villanova and Georgetown. Justin Slattery stood out as BC's best singles player. He won his final eight singles matches of the regular season. At the Big East Championships, Slattery and partner Ross Pytko stood out in the doubles matches and the team took home fifth place.

*Women's Head Coach: Nigel Bentley***Women's Record:** 14-6 overall (2-2 Big East)

**Women's Recap:** The women's tennis team probably wished they never had to leave Chestnut Hill as it finished the season a perfect 8-0 at home. The highlight of the home season was a win over No. 22 Harvard. In Big East play the Eagles finished 2-2, notching wins over Syracuse and Connecticut. At the Big East Championships, BC finished third and Szilvia Szegedi Earned Big East All-Tournament Team accolades. The Eagles also finished third in the ITA regional rankings.

**VOLLEYBALL***Head Coach: Andrea Leonard***Record:** 17-12 overall (3-9 Big East)

**Recap:** The volleyball team completed an overall successful season despite its youth. The team consisted of seven freshmen and only four returning players. The Eagles started off strong, winning seven of their first nine matches including three each at the Western New York Tournament and Holy Cross Crusader Classic. In Big East play, BC posted wins over Virginia Tech, Providence and Syracuse to finish ninth. Freshman Alison Shepp made the greatest impact in her rookie year. She finished the season second on the team in kills and blocks. Allison Anderson had a team-high 348 kills. Defensively, Katie Anderson led the team in digs and Morgan Woodcock led the team in blocks.

Source: Media Relations Office

## Varsity Sports Records

	1999-00	2000-01	2001-02	2002-03	2003-04		1999-00	2000-01	2001-02	2002-03	2003-04
	W-L-T	W-L-T	W-L-T	W-L-T	W-L-T		W-L-T	W-L-T	W-L-T	W-L-T	W-L-T
<b>Men's Records</b>						<b>Women's Records</b>					
Football	8-4	7-5	8-4	9-4	8-5	Basketball	26-9	14-15	23-8	22-9	27-7
Basketball	11-19	27-5	20-12	19-12	24-10	Field Hockey	9-11	10-8	11-8	15-6	15-7
Ice Hockey	29-12-1	33-8-2	18-18-2	24-11-4	29-9-4	Ice Hockey	6-22-2	6-26	9-10-04	12-17-3	6-22-3
Soccer	6-9-2	12-7-1	1-8-0	18-5-0	6-7-4	Swimming & Diving	7-3	11-2	8-7	12-3	10-2-1
Lacrosse	2-9	1-10	2-7	*	*	Tennis	9-12	11-6	8-12	12-7	14-6
Baseball	35-20	29-22	30-25	33-21	32-27	Lacrosse	6-10	6-9	8-9	9-6	6-11
Swimming & Diving	6-3	10-5	8-7	8-7	9-3	Soccer	16-7-1	14-7-0	11-10-1	11-8-1	15-3-3
Tennis	12-12	13-10	13-9	10-8	10-14	Softball	20-25	31-24	26-26-0	35-22	33-25
						Volleyball	13-19	13-17	18-11	14-18	17-12

\*Club Sport as of 2002-2003

Source: Media Relations Office

## Intramural Sports Participation 2003-2004

SPORT	# of Teams	# of	
		Men	Women
<b>FALL</b>			
Softball (M)	16	220	-
Softball (Coed)	16	140	126
Football	64	1119	23
Volleyball	32	234	237
Basketball Tournament (M)	26	231	-
Basketball Tournament (W)	12	-	118
Singles Tennis Tournament (W)	-	-	5
Singles Tennis Tournament (M)	-	20	-
Doubles Tennis Tournament	-	10	3
Coed Iron Eagle Fitness Challenge #1	-	27	11
<b>WINTER</b>			
Intermediate Ice Hockey	12	146	16
Advanced Ice Hockey	12	141	10
Little East Basketball Tournament (M)	20	89	-
Little East Basketball Tournament (W)	6	-	25
Men's Soccer	18	264	-
Women's Soccer	18	-	166
Basketball (M)	72	774	-
Basketball (W)	16	-	169
<b>SPRING</b>			
Singles Tennis Tournament (M)	-	83	-
Singles Tennis Tournament (W)	-	-	24
Wiffleball Tournament (M)	16	122	-
Coed Wiffleball Tournament	9	39	35
Coed Volleyball Tournament	14	77	70
Coed Futsal Tournament	14	101	4
Coed Iron Eagle Fitness Challenge #2	-	13	10
Golf	-	25	10
Softball Tournament (M)	16	226	-
Coed Softball Tournament	16	187	106
<b>Totals</b>	<b>393</b>	<b>4288</b>	<b>1168</b>
<b>Total Participants</b>		<b>5456</b>	

Source: Flynn Recreation Complex

## Intercollegiate Sports Participation 2003-2004

Varsity Sport	Men	Women
Baseball	34	-
Basketball	13	14
Fencing	14	16
Field Hockey	-	22
Football	111	-
Golf	13	8
Ice Hockey	27	24
Lacrosse	-	30
Rowing	-	37
Sailing	18	19
Skiing	11	12
Soccer	26	26
Softball	-	17
Swimming & Diving	36	39
Tennis	10	8
Track & Field and Cross Country	69	73
Volleyball	-	12
<b>Totals</b>	<b>382</b>	<b>357</b>
<b>Total Participants</b>		<b>739</b>

Source: BCAA Compliance Office

## Presidents of Boston College

1. John Bapst, S.J.	1863 – 1869	14. Charles W. Lyons, S.J.	1914 – 1919
2. Robert W. Brady, S.J.	1869 – 1870	15. William Devlin, S.J.	1919 – 1925
3. Robert Fulton, S.J.	1870 – 1880	16. James H. Dolan, S.J.	1925 – 1932
4. Jeremiah O'Connor, S.J.	1880 – 1884	17. Louis J. Gallagher, S.J.	1932 – 1937
5. Edward V. Boursaud, S.J.	1884 – 1887	18. William J. McGarry, S.J.	1937 – 1939
6. Thomas H. Stack, S.J.	1887	19. William J. Murphy, S.J.	1939 – 1945
7. Nicholas Russo, S.J.	1887 – 1888	20. William L. Keleher, S.J.	1945 – 1951
8. Robert Fulton, S.J.	1888 – 1891	21. Joseph R. N. Maxwell, S.J.	1951 – 1958
9. Edward I. Devitt, S.J.	1891 – 1894	22. Michael P. Walsh, S.J.	1958 – 1968
10. Timothy Brosnahan, S.J.	1894 – 1898	23. W. Seavey Joyce, S.J.	1968 – 1972
11. W. G. Read Mullan, S.J.	1898 – 1903	24. J. Donald Monan, S.J.	1972 – 1996
12. William F. Gannon, S.J.	1903 – 1907	25. William P. Leahy, S.J.	1996 –
13. Thomas I. Gasson, S.J.	1907 – 1914		

### Founder of Boston College:

Rev. John McElroy, S.J.  
Pastor, Immaculate  
Conception Parish, Boston  
1861-1863

## Honorary Degrees Awarded by Boston College 1955-2004

### 1955

Fred J. Driscoll, LL.D.  
Christian A. Herter, LL.D.  
Edward A. Hogan, Jr., LL.D.\*  
Rear Adm. Bartholomew W. Hogan, Sc.D.  
John B. Hynes, LL.D.  
His Beatitude Maximus IV, LL.D.  
(August 23, 1955)  
Valerian Cardinal Gracias, LL.D.  
Russel Kirk, Litt.D.  
Edward A. Sullivan, LL.D.

### 1956

Bartholomew A. Brickley, LL.D.  
Peter J. W. Debye, Sc.D.  
Most Rev. Frederick A. Donaghy, LL.D.  
John F. Kennedy, LL.D.\*  
John W. King, LL.D.  
Charles Munch, D. Mus.  
Edward F. Williams, LL.D.

### 1957

Wallace E. Carroll, LL.D.  
Arthur J. Kelly, LL.D.  
Augustus C. Long, LL.D.\*  
Adrian O'Keefe, LL.D.  
Very Rev. Msgr. Patrick W. Skehan, LL.D.  
Nils Y. Wessell, LL.D.

### 1958

Most Rev. Amleto G. Cicognani, LL.D.  
(April 21, 1958)  
Carl J. Gilbert, LL.D.  
Paul Horgan, Litt.D.  
Barnaby C. Keeney, LL.D.\*  
Henry M. Leen, LL.D.  
Jacques Maritain, LL.D.

Raissa Maritain, LL.D.  
Harold Marston Morse, D.Sc.  
Rev. John B. Sheerin, C.S.P., LL.D.  
Francis Cardinal Spellman, LL.D.  
(December 8, 1958)

### 1959

His Excellency Sean T. O'Kelly, LL.D.  
(March 22, 1959)  
Ernest Henderson, LL.D.  
Rev. John LaFarge, S.J., LL.D.  
Henry Cabot Lodge, LL.D.  
George Meany, LL.D.  
Carlos P. Romulo, LL.D.\*  
Helen C. White, Litt.D.

### 1960

Marian Anderson, D.Mus.  
J. Peter Grace, LL.D.  
Caryl P. Haskins, LL.D.  
Robert F. Kennedy, LL.D.  
Charles Malik, LL.D.\*  
Most Rev. Russell J. McViney, LL.D.  
Samuel Eliot Morison, LL.D.  
Rt. Rev. Matthew P. Stapleton, LL.D.  
Rev. Henry M. Brock, S.J., D.Sc.  
(October 12, 1960)

### 1961

Allen W. Dulles, LL.D.  
Anthony Julian, LL.D.  
Robert D. Murphy, LL.D.\*  
Louis R. Perini, LL.D.  
Abraham Ribicoff, LL.D.  
Rt. Rev. Robert J. Sennott, LL.D.  
Edward Teller, LL.D.

### 1962

Detlev W. Bronk, D.Sc.\*  
Ralph J. Bunche, LL.D.  
Christopher J. Duncan, M.D., LL.D.  
Sir Alec Guinness, D.F.A.  
Rt. Rev. Francis J. Lally, Litt.D.  
Ralph Lowell, LL.D.  
Phylliss McGinley, Litt.D.  
Perry G. Miller, Litt.D.

### 1963

Augustin Cardinal Bea, S.J., J.U.D.  
(March 26, 1963)  
Rev. Edward B. Bunn, S.J., LL.D.  
(April 20, 1963)  
Lady Barbara Ward Jackson, Litt.D.  
(April 20, 1963)  
Nathan Marsh Pusey, L.H.D.  
(April 20, 1963)  
Bruce Catton, Litt.D.  
Anthony Joseph Celebrezze, LL.D.\*  
Arthur Joseph Goldberg, LL.D.  
John Jay McCloy, LL.D.  
James Barrett Reston, LL.D.  
Rt. Rev. John Joseph Ryan, L.H.D.  
Jose Luis Sert, Litt.D.  
Joseph Leo Sweeney, LL.D.  
Robert Clifton Weaver, LL.D.  
James Edwin Webb, D.Sc.

### 1964

John Coleman Bennett, LL.D.  
Henri Maurice Peyre, LL.D.  
Most Rev. Ernest John Primeau, LL.D.  
Sidney R. Rabb, L.H.D.  
Paul Anthony Samuelson, LL.D.

Rev. Joseph L. Shea, S.J., LL.D.  
Robert Sargent Shriver, Jr., LL.D.\*  
Mary Sullivan Stanton, LL.D.

**1965**

John P. Birmingham, LL.D.  
Robert McAfee Brown, LL.D.  
J. N. Douglas Bush, Litt.D.  
Victor L. Butterfield, L.H.D.  
John T. Connor, LL.D.  
Edith Green, LL.D.  
Rev. John Courtney Murray, S.J., L.H.D.\*  
Rt. Rev. Lawrence J. Riley, LL.D.  
Alan T. Waterman, D.Sc.

**1966**

Most Rev. John W. Comber, M.M., L.H.D.  
Edward F. Gilday, L.H.D.  
Edward M. Kennedy, LL.D.  
Francis Keppel, LL.D.\*  
Mother Eleanor M. O'Byrne, R.S.C.J., LL.D.  
Stephen P. Mugar, LL.D.  
Abram L. Sachar, L.H.D.  
Rene Wellek, Litt.D.  
George Wells Beadle, D.Sc.  
(November 12, 1966)  
William Bosworth Castle, M.D., L.H.D.  
(November 12, 1966)  
Donald Frederick Hornig, LL.D.  
(November 12, 1966)  
James Alfred Van Allen, D.Sc.  
(November 12, 1966)

**1967**

Sarah Caldwell, Litt.D.  
Richard Palmer Chapman, LL.D.  
Very Rev. John Francis Fitzgerald, C.S.P.,  
L.H.D.  
John Kenneth Galbraith, LL.D.  
John William Gardner, LL.D.\*  
Everett Cherrington Hughes, LL.D.  
John Anthony Volpe, LL.D.

**1968**

Kingman Brewster, Jr., LL.D.\*  
Rev. Henri de Lubac, S.J., L.H.D.  
Erwin N. Griswold, LL.D.  
Rita P. Kelleher, D.Sc.  
Most Rev. John J. McEleney, S.J., LL.D.  
Cornelius W. Owens, LL.D.  
James J. Shea, Sr., LL.D.  
Roger J. Traynor, LL.D.

**1969**

R. Buckminster Fuller, D.F.A.\*  
Katharine Graham, D.Journ.  
Philip J. McNiff, L.H.D.  
Talcott Parsons, D.S.S.  
A. Philip Randolph, LL.D.  
Henry Lee Shattuck, D.C.S.  
Terence Cardinal Cooke, LL.D.

**1970**

James Edward Allen, Jr., D.Sc.Ed.  
Rt. Rev. John Melville Burgess, LL.D.

Joan Ganz Cooney, D.Sc.Ed.  
Sterling Dow, L.H.D.  
Hartford Nelson Gunn, Jr., L.H.D.  
Rev. Bernard Joseph Francis Lonergan, S.J.,  
Hist.Phil.D.  
Elliot Norton, L.H.D.  
Perry Townsend Rathbone, D.F.A.  
Earl Warren, D.Sc.L.\*

**1971**

Walter Jackson Bate, H.D.  
Andrew Felton Brimmer, S.S.D.  
Rev. Msgr. George William Casey, Litt.D.  
Mircea Eliade, R.D.  
Eli Goldston, LL.D.  
Elma Lewis, D.F.A.  
Michael Joseph Mansfield, LL.D.\*  
William James McGill, S.S.D.  
Most Rev. Humberto Sousa Medeiros,  
S.T.D.  
Walter George Muelder, D.Sc.T.  
Leverett Saltonstall, LL.D.

**1972**

Mary Ingraham Bunting, D.Sc.  
Arthur Fiedler, D.Mus.  
Northrop Frye, L.H.D.  
John James Griffin, D.C.S.  
Sir William Arthur Lewis, L.H.D.  
Louis Martin Lyons, D.Journ.  
Rev. John Anthony McCarthy, S.J., Litt.D.  
Hildegard Elizabeth Peplau, D.N.S.  
Adlai Ewing Stevenson, III, LL.D.\*  
Walter Edward Washington, LL.D.

**1973**

A.J. Antoon, L.H.D.  
Harold Bloom, L.H.D.  
Fred J. Borch, D.B.A.  
Vernon E. Jordan, Jr., LL.D.  
John George Kemeny, D.Sc.\*  
Rev. Daniel Linehan, S.J., D.Sc.  
Thomas Philip O'Neill, Jr., LL.D.

**1974**

Soia Mentschikoff, LL.D.\*  
Thomas L. Phillips, D.B.A.  
Carl Thomas Rowan, L.H.D.  
Thomas Paul Salmon, LL.D.  
Sir Ronald Syme, L.H.D.  
Henry Bradford Washburn, Jr., L.H.D.

**1975**

Melnea A. Cass, L.H.D.  
Silvio O. Conte, LL.D.  
John Thomas Dunlop, LL.D.  
Rev. Francis J. Gilday, S.J., L.H.D.  
Edward Lewis Hirsh, L.H.D.  
Paul Ricoeur, L.H.D.\*  
Vincent Charles Ziegler, D.B.A.

**Bicentennial Convocation****September 28, 1975**

Thomas Joseph Galligan, Jr., D.B.A.  
Oscar Handlin, L.H.D.

William J. Harrington, M.D., D.Sc.  
Edward Hirsh Levi, LL.D.  
Rev. Michael Patrick Walsh, S.J., L.H.D.  
Mary Lou Williams, D.A.

**1976**

Abram Thurlow Collier, D.B.A.  
John Hope Franklin, L.H.D.  
Rev. Martin Patrick Harney, S.J., H.D.  
Mildred Fay Jefferson, M.D., D.Sc.  
Asa Smallidge Knowles, D.Sc.Ed.  
Most Rev. Joseph Francis Maguire, LL.D.  
Daniel Patrick Moynihan, LL.D.\*

**1977**

Rev. Raymond Edward Brown, Litt.D.\*  
Gerhard D. Bleicken, LL.D.  
Alice Bourneuf, D.Sc.  
James F. McDonough, M.D., D.Sc.  
Maria Tallchief Paschen, D.A.  
Michael Joseph Walsh, Litt.D.

**1978**

Bruno Bettelheim, Litt.D.  
Rev. Charles F. Donovan, S.J., L.H.D.  
Charles D. Ferris, LL.D.\*  
Marvin E. Frankel, LL.D.  
John William McDevitt, LL.D.  
Leo Perlis, D.S.S.

**1979**

Dorothy Baker, D.S.S.  
Edward Patrick Boland, LL.D.  
George P. Donaldson, LL.D.  
Richard Ellmann, L.H.D.  
Robben W. Fleming, L.H.D.  
Walter F. Mondale, LL.D.\*  
David S. Nelson, LL.D.\*

**1980**

Germaine Bree, Litt.D.\*  
Albert M. Folkard, L.H.D.  
Edward J. King, D.Pub.Admn.  
Joseph Cardinal Malula, LL.D.  
Thomas Aquinas Murphy, The Ignatius  
Medal (March 16, 1980)  
Bernard J. O'Keefe, D.E.Sc.  
Kevin H. White, LL.D.

**1981**

Thomas Cardinal Ó Fiaich, Litt.D.  
(October 23, 1981)  
Rev. Joseph Delphis Gauthier, S.J., L.H.D.  
Margaret M. Heckler, LL.D.  
Rose Fitzgerald Kennedy, L.H.D.  
Donald F. McHenry, LL.D.  
Thomas P. O'Neill, Jr., The Ignatius Medal\*  
Joseph Harry Silverstein, D.A.  
Paul Donovan Sullivan, D.S.S.

**1982**

Rev. Robert I. Burns, S.J., L.H.D.  
George Bush, LL.D.\*  
Robert A. Charpie, D.Sc.  
Dolores Hope, The Ignatius Medal  
(November 6, 1982)  
Josephine L. Taylor, D.Sc.Ed.



**1983**

Maya Angelou, L.H.D.  
 Virginia A. Henderson, D.N.S.  
 Joseph McKenney, D.Ed.  
 Rev. Vincent T. O'Keefe, S.J., L.H.D.  
 (March 13, 1983)  
 Rev. Bruce J. Ritter, O.F.M., D.S.S.\*  
 An Wang, LL.D.

**1984**

Leon Higginbotham, LL.D.  
 Richard Hill, D.B.A.  
 Most Rev. Bernard F. Law, S.T.D.\*  
 Robert Merrifield, D.Sc.  
 Muriel Sutherland Snowden, D.S.S.  
 Otto Phillip Snowden, D.S.S.

**1985**

Rev. Frederick Joseph Adelman, S.J., L.H.D.  
 Lena Frances Edwards, D.Sc.  
 Rev. J. Bryan Hehir, LL.D.  
 Agnes Mongan, D.F.A.  
 Anthony John Francis O'Reilly, D.B.A.  
 (March 17, 1985)  
 Andrew J. Young, LL.D.\*  
 Edward Zigler, L.H.D.

**1986**

Corazon C. Aquino, The Ignatius Medal  
 (September 21, 1986)  
 Guido Calabresi, LL.D.  
 Jacques d'Amboise, D.F.A.  
 Annie Dillard, L.H.D.  
 Lionel B. Richie, Jr., D.Mus.  
 Francis C. Rooney, Jr., D.B.A.  
 Jamie Cardinal Sin, S.T.D.\*

**1987**

Josephine A. Dolan, D.N.S.  
 Garret FitzGerald, LL.D.  
 Walter E. Massey, D.Sc.  
 John G. McElwee, LL.D.  
 Rev. Francis W. Sweeney, S.J., L.H.D.  
 Vernon A. Walters, LL.D.\*

**1988**

His Grace, Samuel E. Carter, S.J., S.T.D.\*  
 Esmé Valerie Eliot, Litt.D.  
 Hans-Georg Gadamer, L.H.D.  
 Robert Francis O'Malley, D.Sc.  
 Richard Alan Smith, LL.D.  
 Paul A. Volcker, LL.D.

**1989**

Thea Bowman, F.S.P.A., R.D.  
 George E. Doty, The Ignatius Medal  
 (April 6, 1989)  
 Jonathan Kozol, D.S.S.\*  
 Thomas S. Murphy, LL.D.  
 Kenneth Gilmore Ryder, D.Sc.Ed.  
 Richard Francis Syron, LL.D.  
 (March 18, 1989)  
 Jerzy Turowicz, L.H.D.

**1990**

Edward A. Brennan, D.B.A.  
 Thomas J. Brokaw, L.H.D.\*  
 Raymond G. Chambers, The Ignatius Medal  
 (April 5, 1990)  
 Franklyn G. Jenifer, LL.D.  
 Rev. César A. Jerez, S.J., L.H.D.  
 Eunice Kennedy Shriver, L.H.D.  
 Robert M. Solow, LL.D.

**1991**

William Aramony, The Ignatius Medal  
 (April 18, 1991)  
 Raymond Edward Brown, S.S., The Ignatius  
 Medal (July 25, 1991)  
 John J. Curtin, Jr., LL.D.  
 Rev. Timothy S. Healy, S.J., L.H.D.\*  
 Seamus J. Heaney, Litt.D.  
 Rachel A. Robinson, D.Sc.Ed.  
 John R. Smith, D.B.A.

**1992**

Barbara Bush, The Ignatius Medal  
 (April 2, 1992)  
 Mary Ann Glendon, LL.D.  
 Roberto C. Goizueta, D.B.A.  
 John E. Jacob, L.H.D.  
 John J. Moakley, LL.D.  
 Caroline C. Putnam, R.S.C.J., D.F.A.  
 Warren B. Rudman, LL.D.\*

**1993**

Jack Kemp, The Ignatius Medal  
 (April 22, 1993)  
 William J. Vouté, The Ignatius Medal  
 (April 22, 1993)  
 Queen Noor of Jordan, LL.D.\*  
 James F. Cleary, D.B.A.  
 Elias J. Corey, D.Sc.  
 Henry E. Hampton, L.H.D.  
 Thérèse Higgins, C.S.J., L.H.D.  
 Thomas H. O'Connor, L.H.D.  
 John T. Williams, D.Mus.

**1994**

Daniel P. Tully, The Ignatius Medal  
 (April 21, 1994)  
 James P. Comer, LL.D.  
 Louis V. Gerstner, Jr., D.B.A.  
 Frances Hesselbein, L.H.D.  
 Corinne Boggs Roberts, LL.D.\*  
 Donald J. White, L.H.D.

**1995**

Rita Dove, L.H.D.  
 John Hume, LL.D.\*  
 Teddy Kollek, LL.D.  
 Peter S. Lynch, LL.D.  
 Cornelius Clarkson Vermeule, III, L.H.D.

**1996**

Lawrence A. Bossidy, The President's Medal  
 for Excellence (April 18, 1996)

T. Berry Brazelton, LL.D.  
 William M. Bulger, LL.D.  
 William H. Cosby, L.H.D.\*  
 Marian L. Heard, D. Pub. Adm.  
 Michael J. Mansfield, The Speaker Thomas P.  
 O'Neill, Jr. Award for Distinguished  
 Citizenship  
 J. Donald Monan, S.J., LL.D.

**1997**

John S. Chalsty, The President's Medal for  
 Excellence (April 17, 1997)  
 Peter Dervan, D.Sc.  
 Roger Cardinal Etchegaray, LL.D.  
 John A. McNeice, Jr., D.B.A.  
 Bernice Johnson Reagon, L.H.D.  
 Janet Reno, LL.D.\*\*

**1998**

An Taoiseach Bertie Ahern, T.D., LL.D.  
 Archibald Cox, The Speaker Thomas P.  
 O'Neill, Jr. Award for Distinguished  
 Citizenship  
 Margaret A. Dwyer, LL.D.  
 John N. Hatsopoulos, D.B.A.  
 Catalina Montes, L.H.D.  
 James W. Skehan, S.J., D.Sc.  
 Frank G. Zarb, The President's Medal for  
 Excellence (April 16, 1998)

**1999**

Richard A. Grasso, The President's Medal for  
 Excellence (April 15, 1999)  
 Anna Faith Jones, L.H.D.  
 Alice E. McDermott, L.H.D.  
 Bill Richardson, LL.D.\*  
 William F. Russell, L.H.D.  
 David Trimble, LL.D.

**2000**

Fayette M. Long, L.H.D.  
 Jaime Cardinal Ortega y Alamino, LL.D.  
 Richard W. Riley\*  
 Kip Tiernan, L.H.D.  
 Sanford L. Weill, The President's Medal for  
 Excellence (April 13, 2000)  
 Robert C. Wright, LL.D.

**2001**

Francis B. Campanella, LL.D.  
 William F. Connell, The Ignatius Medal  
 (August 21, 2001)  
 Thomas S. Durant, MD, L.H.D.  
 John J. Moakley, The Speaker Thomas P.  
 O'Neill, Jr. Award for Distinguished  
 Citizenship  
 Clare S. Pratt, RSCJ, L.H.D.  
 Patrick E. Roche, D.B.A.  
 John F. Smith, Jr. The President's Medal for  
 Excellence (April 19, 2001)  
 Cheryl Thomas, D.Pub. Adm.  
 Tommy G. Thompson, LL.D.\*

**2002**

R. Nicholas Burns, LL.D.\*  
 Rev. Robert J. Bowers, L.H.D.  
 Charles Dolan, The President's Medal for  
 Excellence (April 18, 2002)  
 Sara Lawrence-Lightfoot, L.H.D.  
 Rev. John W. O'Malley, S.J., L.H.D.  
 Sister Marie Santry, S.N.D. de Namur, L.H.D.  
 Elisabeth Zweig Leoni, D.Pub.Adm.

**2003**

Sister Kathleen Carr, C.S.J., L.H.D.  
 John L. Mahoney, L.H.D.  
 Dawn E. McNair, L.H.D.  
 Robert L. Reynolds, The President's Medal  
 for Excellence (April 23, 2003)  
 Thomas A. Vanderslice, D.B.A.  
 Erik Weihenmayer, L.H.D. \*

**2004**

Thomas Anthony Busch, L.H.D.  
 Alan Greenspan, LL.D.  
 (March 12, 2004)  
 Ray Alexander Hammond II, L.H.D.  
 Timothy John Russell, LL.D. \*  
 Katarina Schuth, O.S.F., Litt.D.  
 Blenda J. Wilson, D. Pub. Adm.  
 Wellington T. Mara, The President's Medal  
 for Excellence (April 15, 2004)

\* Commencement Speakers.

Source: President's Office

## Honorary Degrees Granted by Boston College

D.A.	Doctor of Arts
D.B.A.	Doctor of Business Administration
D.C.S.	Doctor of Commercial Science
D.E.Sc.	Doctor of Engineering Science
D.F.A.	Doctor of Fine Arts
D.Journ.	Doctor of Journalism
D.Mus.	Doctor of Music
D.N.S.	Doctor of Nursing Science
D.Pub. Adm.	Doctor of Public Administration
D.Sc.	Doctor of Science
D.Sc.Ed.	Doctor of Science in Education
D.Sc.L.	Doctor of the Science of Law
D.Sc.T.	Doctor of the Science of Theology
D.S.S.	Doctor of Social Science
H.D.	Doctor of History
Hist.Phil.D.	Doctor of History in Philosophy
J.U.D.	Doctor of Civil and Canon Laws
LL.D.	Doctor of Laws
L.H.D.	Doctor of Humane Letters
Litt.D.	Doctor of Letters, Doctor of Literature
R.D.	Doctor of Religion
S.T.D.	Doctor of Sacred Theology
Sc.D.	Doctor of Science

Source: Commencement Programs, 1955 - present

## Types of Degrees Conferred at Boston College

Bachelor of Arts (A.B.)
Bachelor of Science (B.S.)
Master of Arts (M.A.)
Master of Arts in Teaching (M.A.T.)
Master of Business Administration (M.B.A.)
Master of Education (M.Ed.)
Master of Science (M.S.)
Master of Science in Teaching (M.S.T.)
Master of Social Work (M.S.W.)
Certificate of Advanced Educational Specialization (C.A.E.S.)
Certificate of Advanced Graduate Studies (C.A.G.S.)
Doctor of Philosophy (Ph.D.)
Doctor of Law (J.D.)

## Accrediting Agencies

AACSB International - Association to Advance Collegiate  
Schools of Business  
American Bar Association  
American Chemical Society  
American Psychological Association  
Association of American Law Schools

Commission on Collegiate Nursing Education  
Council on Social Work Education  
Interstate Certification Compact  
National Council for Accreditation of Teacher Education  
National League for Nursing  
New England Association of Schools and Colleges

Source: Deans' Offices

## Association Memberships\*

American Association of Colleges of Nursing  
American Association of College Registrars and  
Admissions Officers  
American Association of Colleges for Teacher Education  
American Association of Comparative Law  
American Association for Higher Education  
American Association for the History of Nursing  
American Association of University Women  
American Bar Association  
American Council on Education  
American Educational Research Association  
American Public Welfare Association  
Association of American Colleges and Universities  
Association of American Law Schools  
Association of Catholic Colleges and Universities  
Association of Colleges & Schools of Education in  
State Universities & Land Grant Colleges  
Association of Collegiate Schools of Planning  
Association for Continuing Higher Education  
Association of Independent Colleges and Universities  
in Massachusetts  
Association of Independent Liberal Arts Colleges for  
Teacher Education  
Association for Institutional Research  
Association of Jesuit Colleges and Universities  
Association for Supervision & Curriculum Development  
Association of Research Libraries  
Association of Teacher Educators  
Association of Urban Universities  
Boston Library Consortium  
Boston Theological Institute  
The College Board  
Commonwealth Education Deans' Council  
Council for Advancement and Support of Education  
Council for Exceptional Children  
Council of Graduate Schools  
Council of the Great City Schools  
Council on Legal Education Opportunity  
Council on Governmental Relations  
Council on Social Work Education  
Graduate Management Admission Council  
Holmes Partnership  
International Association of Schools of Social Work  
International Association of Universities  
International Federation of Catholic Universities  
Jesuit Conference of Nursing Programs  
Jesuit Student Personnel Association  
Law School Admission Council

Massachusetts Association for Women in Education  
Massachusetts Association of Colleges of Nursing  
Massachusetts Association of Colleges for  
Teacher Education  
Massachusetts Association of Early Childhood Education  
Massachusetts Association of School Superintendents  
Massachusetts Association for Supervision and  
Curriculum Development  
Massachusetts Council of Nursing Organizations  
Massachusetts Law School Consortium  
Massachusetts/Rhode Island League for Nursing  
National Association for Law Placement  
National Association for Women in Education  
National Association of Catholic Charities  
National Association of College Admissions Counselors  
National Association of College and University  
Business Officers  
National Association of Deans and Directors of Schools  
of Social Work  
National Association of Graduate Admission Professionals  
National Association of Independent Colleges  
and Universities  
National Association of Student Financial Aid Administrators  
National Association of Student Personnel Administrators  
National Association of Women in Catholic Higher Education  
National Council of University Research Administrators  
National League for Nursing  
National Organization of Nurse Practitioner Faculties  
National Physical Science Consortium  
New England Educational Research Organization  
North American Association of Summer Sessions  
North American Network of Field Educators and Directors  
Northeastern Association of Graduate Schools  
Society of Research Administrators  
South Shore Educational Collaborative  
University Continuing Education Association  
Urban Network in Teacher Education  
Alpha Sigma Nu\*\*  
Beta Gamma Sigma\*\*  
Order of the Coif\*\*  
Phi Beta Kappa\*\*  
Phi Delta Kappa\*\*

\* The above listing is meant only to be representative of the major types of memberships held by the University

\*\* A complete listing of honor societies to which the University belongs may be found in the *Boston College Student Guide*  
Source: Deans' Offices

## Academic Department Locations

Accounting Department, CSOM.....	Fulton 520
Advancing Studies, Woods College of.....	McGuinn 100
Arts and Sciences, College of.....	Gasson 109
Arts and Sciences, Graduate School of.....	McGuinn 221
Biology Department.....	Higgins 355
Business Law Department, CSOM.....	Fulton 420
Chemistry Department.....	Merkert 125
Classical Studies Department.....	Carney 122
Communication Department.....	21 Campanella Way 513
Computer Science Department, CSOM.....	Fulton 460
Counseling, Developmental Psychology, and Research Methods Department, LSOE.....	Campion 309
Counseling Services, University.....	Gasson 108, Campion 301, Fulton 254
Economics Department.....	21 Campanella Way 412
Educational Administration and Higher Education Department, LSOE.....	Campion 207
Education, Lynch School of.....	Campion 101
English Department.....	Carney 446
Finance Department, CSOM.....	Fulton 330
Fine Arts Department.....	Devlin 434
Geology and Geophysics Department.....	Devlin 213
German Studies Department.....	Lyons 201
History Department.....	21 Campanella Way 412
Honors Program	
Arts and Sciences.....	Gasson 102
Education.....	Campion 104
Management.....	Fulton 226A
Language Laboratory.....	Lyons 313
Law School.....	Stuart Hall, Newton Campus
Management Center, Carroll School of.....	Fulton 510
Management, Graduate Program, Carroll School of.....	Fulton 320
Management, Undergraduate Program, Carroll School of.....	Fulton 360
Marketing Department, CSOM.....	Fulton 450
Mathematics Department.....	Carney 301
Music Department.....	Lyons 407
Nursing, School of.....	Cushing 202
Operations and Strategic Management Department, CSOM.....	Fulton 350
Organizational Studies Program, CSOM.....	Fulton 430
Philosophy Department.....	21 Campanella Way 312
Physics Department.....	Higgins 335
Political Science Department.....	McGuinn 201
Psychology Department.....	McGuinn 301
Religious Education and Pastoral Ministry, Institute of.....	31 Lawrence Ave
Romance Languages and Literatures Department.....	Lyons 304
Slavic and Eastern Languages Department.....	Lyons 210
Social Work, Graduate School of.....	McGuinn 129
Sociology Department.....	McGuinn 417
Summer Session.....	McGuinn 100
Teacher Education, Special Education and Curriculum & Instruction, LSOE.....	Campion 211
Theater Department.....	Robsham
Theology Department.....	21 Campanella Way 312

## Academic Calendars 2004-2005

### Fall Semester

September 6	Monday (Labor Day)	No classes
September 7	Tuesday	Classes begin
October 11	Monday (Columbus Day)	No classes
November 24 - 26	Wednesday - Friday (Thanksgiving Holidays)	No classes
December 11 - 12	Saturday - Sunday (Study days)	No classes for undergrad day students only
December 13 - 20	Monday - Monday	Term examinations

### Spring Semester

January 17	Monday (Martin Luther King Jr. Day)	No classes
January 18	Tuesday	Classes begin
March 7 - 11	Monday - Friday (Spring Vacation)	No classes
March 24 - 28	Thursday - Monday (Easter Weekend: Holy Thursday, Good Friday, Easter Monday)	No classes (except those beginning at 4:00 p.m. or later on Monday)
April 18	Monday (Patriot's Day)	No classes
May 6 - 9	Friday - Monday (Study days)	No classes for undergrad day students only
May 10 - 17	Tuesday - Tuesday	Term examinations
May 23	Monday	Commencement
May 27	Friday	Law School Commencement

## 2005-2006

### Fall Semester

September 5	Monday (Labor Day)	No classes
September 6	Tuesday	Classes begin
October 10	Monday (Columbus Day)	No classes
November 23 - 25	Wednesday - Friday (Thanksgiving Holidays)	No classes
December 10 - 12	Saturday - Monday (Study days)	No classes for undergrad day students only
December 13 - 20	Tuesday - Tuesday	Term examinations

### Spring Semester

January 16	Monday (Martin Luther King Jr. Day)	No classes
January 17	Tuesday	Classes begin
March 6 - 10	Monday - Friday (Spring Vacation)	No classes
April 13 - 17	Thursday - Monday (Easter Weekend: Holy Thursday, Good Friday, Easter Monday/Patriot's Day)	No classes (except those beginning at 4:00 p.m. or later on Monday)
May 5 - 8	Friday - Monday (Study days)	No classes for undergrad day students only
May 9 - 16	Tuesday - Tuesday	Term examinations
May 22	Monday	Commencement
May 26	Friday	Law School Commencement

## Fact Book Sources 2004-2005

Academic Development Center  
Academic Vice President's Office  
Undergraduate Admission Office  
Alumni Association  
BCAA Compliance Office  
Budget Office  
Capital Project Management  
Controller's Office  
Deans' Offices  
Dining Services  
Enrollment Management Research  
Flynn Recreation Complex  
University Historian's Office  
Human Resources  
Information Technology Services  
International Programs  
Jesuit Community  
Language Laboratory  
University Libraries  
Marketing Communications  
McMullen Museum of Art  
Media Relations, Athletics Association  
Office of the President  
Public Affairs  
Residential Life  
Space Management  
Sponsored Programs  
Dean for Student Development  
Student Financial Strategies  
Student Services  
Summer Session  
University Archivist  
University Relations Information Services  
Weston Observatory

Note: Sources are responsible for the accuracy and completeness of data submitted for publication

## Photography

Susie Camarata  
Gary Gilbert  
Lee Pellegrini  
University Archives

## Fact Book Index

- Academic Administration, 17  
 Academic Calendars, 108  
 Academic Department Locations, 107  
 Academic Resources and Technologies, 76-81  
 Academic Vice President Units, 19  
 Accrediting Agencies, 106  
 Administration and Faculty, 14-27  
 Administrators, University, 21  
 AHANA and International Student Enrollment, 34  
 Alumni and Development, 52-59  
 Alumni Association Board of Directors, 52  
 Alumni Achievement Awards, 52  
 Alumni by Primary School, Gender, and Class, 54-56  
 Alumni Regional Chapters, 52  
 Alumni Donors by Primary School and Class, 58-59  
 Alumni, Geographic Distribution, 53  
 Applications, Acceptances, and Enrollment, Freshmen, 30  
 Applications, Acceptances, and Enrollment, Transfer Students, 32  
 Archives, 78  
 Art Museum, 80-81  
 Association Memberships, 106  
 Athletics, 96-99
- Board of Trustee Chairmen, 16  
 Board of Trustee Membership, 14  
 Boston College, A Brief History, 6  
 Boston College, A Chronology, 7-9  
 Boston College Profile, 11  
 Boston College Properties, 64  
 Building Use, Summary, 64  
 Buildings and Grounds, See Physical Plant  
 Buildings, Boston College, 62-63  
 Burns Library, 78
- Campus Maps, 111-113  
 Chairmen, Board of Trustees, 16  
 Chairpersons, Department, 22  
 Charts of Administration, 18-20  
 Classrooms, 65  
 Compensation, Faculty, 27  
 Connors Family Learning Center, 80  
 Contracts and Grants, See Research & Sponsored Projects  
 Credit hours by School, 33  
 Cross Application Competitor Schools, 32
- Deans, Academic, See Academic Administration  
 Degrees Conferred at Boston College, Types, 105  
 Degrees Conferred, 43-47  
 Department Chairpersons, 22  
 Development Statistics, 57-59  
 Dining Facilities, 65  
 Donors by Giving Club, 57  
 Dormitories, See Residence Halls
- Email Deliveries, 79  
 Enrollment, Full-Time Equivalent, 35  
 Enrollment, Full-Time Freshman by Year and Gender, 30  
 Enrollment, Graduate, by School, Gender, and Full- and Part-Time, 33, 34  
 Enrollment, International Students, 34, 41  
 Enrollment, Minority Students, See AHANA
- Enrollment, Summer Session, 36  
 Enrollment, Transfer Students, 32  
 Enrollment, Undergraduate by School, Gender, and Full- and Part-Time, 33, 34  
 Enrollment, Undergraduate Majors by School, 38  
 Enrollment, Undergraduate Minors by School, 39  
 Executive Vice President Units, 20
- Facilities, See Physical Plant  
 Facility Capacities, 65  
 Faculty, Administration and, 14-27  
 Faculty, Compensation by Rank, 27  
 Faculty, by Highest Degree Earned and Gender, 25  
 Faculty, by Highest Degree Earned and Rank, 25  
 Faculty, by Rank and Gender, 25  
 Faculty, by School and Gender, 24  
 Faculty, by School and Rank, 24  
 Faculty, by School and Tenure Status, 24  
 Faculty, Full-Time Equivalent by School, 26  
 Faculty, Full-Time, Teaching Fellows, Teaching Assistants by School and Department, 26  
 Fellowships, 49  
 Finance, 70-73  
 Financial Aid, Undergraduate, 48  
 Financial Operations, Highlights, 70  
 Financial Position Statement, Condensed, 71  
 Founder of Boston College, 102  
 Freshman Admission Profile, 30  
 Freshman Applications, Acceptances, and Enrollment, 30  
 Freshman, Full-Time, Enrollment by Year and Gender, 30  
 Freshman, Geographic Distribution, 31  
 Full-Time Equivalent Enrollment, 35  
 Fund Raising, See Alumni & Development
- General Information, 102-113  
 Geographic Distribution, Alumni, 53  
 Geographic Distribution, Freshman, 31  
 Geographic Distribution, Undergraduates, 37  
 Geographic Distribution, Undergraduate and Graduate International Students, 42  
 Gifts to the University, 57  
 Graduate Degrees Conferred, 43, 47  
 Graduate Enrollment, Full- and Part-Time, 33, 34  
 Graduation and Retention Rates, 49  
 Grant Statistics, See Research and Sponsored Projects

## Fact Book Index (Continued)

- History, Boston College, 6-9  
 Honorary Degrees Awarded, 102-105  
 Honorary Degrees, Types Granted, 105
- Information Technology Services, 79  
 Intercollegiate Athletic Season Highlights, 96-98  
 Intercollegiate Sports Participation, 99  
 International Student and Scholar Statistics, 41-42  
 Intramural Sports Participation, 99
- Jesuit Community at Boston College, 16
- Language Laboratory, 78  
 Libraries, 76  
 Library Expenditures, 76  
 Library Holdings, 76  
 Library Services, 77  
 Library Special Collections, 78
- Majors, Undergraduate, 38, 40  
 Maps, Campus, 111-113  
 McMullen Museum of Art, 80  
 McMullen Museum of Art Exhibits, 81  
 Minority Student Enrollment, See AHANA  
 Mission Statement, 2
- New Boston College Properties, 64
- Officers of the University, 17  
 Offices, 66  
 Organization Chart, Administration, 18  
 Organization Chart, Academic Vice President, 19  
 Organization Chart, Executive Vice President, 20
- Personnel, Professional, Administrative, and Support Staff, 23  
 Personnel, Restricted Funded, 23  
 Photography Credits, 108  
 Physical Plant, 62-67  
 Presidents of Boston College, 102  
 Professional, Administrative, and Support Staff Personnel, 23  
 Profile, Boston College, 11  
 Properties, Boston College, 64
- Research and Sponsored Projects, 84-93  
 Research Institutes and Centers, 91-93  
 Residence Hall Capacities
- Restricted Funded Personnel, 23
- SAT, Average by Class, Freshman, 30  
 Sources of *Fact Book* Information, 108  
 Sponsored Activities, Highlights, 84  
 Sponsored Project Awards Summary, 84  
 Sponsored Projects by Department, 85  
 Sponsored Projects, Number Awards Received, 89  
 Sponsored Projects Dollar Amount Awards Received, 86  
 Sponsored Projects, Proposals Submitted, 88  
 Sponsored Projects, Selected Awards, 90  
 Sponsored Projects, Source and Application, 84  
 Sports Participation, Intercollegiate Statistics, 96  
 Sports Records, Varsity, 99  
 Student Credit Hours by School, 33  
 Students, 30-49  
 Students Studying Abroad, 36  
 Summer Session Enrollment, 36
- Teaching Fellows, Teaching Assistants, and Full-Time Faculty, 26  
 Transfer Students, Applications, Acceptances, and Enrollment, 32  
 Transfer Students, Enrollment by Previous Institution and Gender, 32  
 Trustee Associate Membership, 15-16  
 Trustee Membership, Board of, 14  
 Tuition and Fees, 72-73
- Undergraduate Financial Aid, 48  
 Undergraduate Degrees Conferred, 43-46  
 Undergraduate Enrollment by Gender, 33, 34  
 Undergraduate Enrollment by School, 33, 34  
 Undergraduate Enrollment, Full- and Part-Time, 33, 34  
 Undergraduate Geographic Distribution, 37  
 Undergraduate Graduation and Retention Rates, 49  
 Undergraduate Majors, 38, 40  
 Undergraduate Minors, 39, 40  
 University Administrators, 21  
 University Archives, 79
- Varsity Sports Records, 99
- Web Server, Successful Page Deliveries, 79

**INSERT MAP 1 HERE**  
**Chestnut Hill Campus**



---

**INSERT MAP 2&3 HERE**  
**Newton Campus and Brighton Campus**

**INSERT MAP 4&5 HERE**  
**Weston Observatory and Approach Map**

## **Visit the Fact Book online!**

**This publication as well as previous  
editions of the Boston College Fact Book  
are available online at**

**[www.bc.edu/factbook](http://www.bc.edu/factbook)**