

# Boston College Fact Book 1972



# BOSTON COLLEGE

## Fact Book

1972

OFFICE OF  
INSTITUTIONAL RESEARCH  
AND PLANNING

## PREFACE

The 1972 edition of the Boston College Fact Book updates the information presented last year and includes additional data that offer a more complete view of the operations of the University. It provides interested personnel with a compendium of useful facts about Boston College under one cover.

We offer one word of caution when interpreting figures presented on the following pages--they represent information compiled at a specific point in time, viz., early Fall 1972. While the information contained herein does not exhaust all factual data collected about the University, it does offer a useful reference to basic facts and figures.

The sources of factual information printed in this book derive from the various university offices that collect and process the raw data. Without the cooperation, hard work, and enthusiasm of many people throughout the campus, the Fact Book could not exist. To them we offer heartfelt thanks for a superior effort.

Special gratitude must also go to the staff members of the Office of Institutional Research and Planning who gave so readily of time and talent--James Salvucci, Elaine Rizzo, and Charmian Wherrity.

Charles M. Stanton, Editor

John G. Bolin, Director

## CONTENTS

Preface	i
SECTION I - Administration	
Founder and Presidents	3
Honorary Degrees 1952-1972	6
Board of Trustees	12
Officers of the University	15
Accreditation	16
SECTION II - University Personnel	
University Academic Faculty	
By School and FTE Faculty	19
By Rank and Average Compensation	20
By School and Rank	21
By School and Tenure	24
By Highest Earned Degree and Rank	26
Doctoral Degrees by Granting Institution	27
By Rank and Sex	28
By School and Sex	29
By Highest Earned Degree and Sex	30
University Academic Senate	31
University Academic Senate Membership	32
Non-Faculty Personnel	35
Secretarial and Clerical Personnel	36

### SECTION III - University Finance

Revenues and Expenditures	39
Research Administration	42

### SECTION IV - Libraries

Library Facilities	47
Expenditures for Books	48
Acquisitions	49
Special Collections	50

### SECTION V - Support Services

Health Services	55
Physical Plant	
Facilities Inventory	57
Properties	58
Classroom Use	60
Personnel	61
Administrative Services	63

### SECTION VI - Students

Admissions	
Applications and Enrollment	67
Distribution by Geographic Area	
Class of 1976	68
Average SAT's	70
Transfer Students	71
By Type of Previous Institution	72

Academic Year Enrollment

Headcount	73
Full Time Equivalent	74
Undergraduate by School	76
Graduate by School	77
Male - Female	78

---

Summer School Enrollment	80
Degrees Conferred at Boston College	81
Undergraduate	82
Graduate	84
Graduating Seniors by Major	86
Financial Aid	88
Foreign Student Enrollment	90
By Country	91
Intercollegiate Sports Record	92
Participation in Athletic Programs	93

SECTION VII - Alumni Affairs and Public Relations

Alumni by Geographic Area	97
Gifts to the University	100
Annual Fund Receipts	101
Public Relations	102

## ADMINISTRATION

## FOUNDER OF BOSTON COLLEGE

Rev. John McElroy, S.J. Pastor, Immaculate Conception Parish,  
Boston. 1861-1863

## PRESIDENTS OF BOSTON COLLEGE

- |     |  |           |
|-----|--|-----------|
| 1.  | Rev. John Bapst, S.J.  | 1863-1869 |
|     | Incorporation of the Jesuit Scholasticate at<br>Boston as Boston College (1863). Admission<br>of lay students (September, 1864). |           |
| 2.  | Rev. Robert W. Brady, S.J.   | 1869-1870 |
| 3.  | Rev. Robert Fulton, S.J.   | 1870-1880 |
| 4.  | Rev. Jeremiah O'Conner, S.J.   | 1880-1884 |
|     | Establishment of Athletic Association (1883).  |           |
| 5.  | Rev. Edward V. Boursaud, S.J.  | 1884-1887 |
|     | Alumni Association founded (1886).   |           |
| 6.  | Rev. Thomas H. Stack, S.J.   | 1887      |
| 7.  | Rev. Nicholas Russo, S.J.  | 1887-1888 |
| 8.  | Rev. Robert Fulton, S.J.   | 1888-1891 |
| 9.  | Rev. Edward I. Devitt, S.J.  | 1891-1894 |
| 10. | Rev. Timothy Brosnahan, S.J.   | 1894-1898 |



## Presidents of Boston College (cont'd)

11. Rev. W. G. Read Mullan, S.J. 1898-1903

Separation of preparatory courses leading to the establishment of Boston College High School (1902).

12. Rev. William F. Gannon, S.J. 1903-1907

13. Rev. Thomas I. Gasson, S.J. 1907-1914

Purchase of Chestnut Hill campus (1907).  
First classes held in the Tower Building (March, 1913).

14. Rev. Charles W. Lyons, S.J. 1914-1919

15. Rev. William Devlin, S.J. 1919-1925

Graduate program in education inaugurated (1919). Summer School established, which included the enrolling of women students for the first time, under the direction of Rev. James F. Mellyn, S.J. (1924).

16. Rev. James H. Dolan, S.J. 1925-1932

Expansion of the University to include the Graduate School of Arts and Sciences with Rev. John B. Creeden, S.J. as dean (1926); the School of Philosophy with Rev. Arthur J. Sheehan, S.J. as dean (1927); and the Law School with Dennis A. Dooley as dean (1929).

17. Rev. Louis J. Gallagher, S.J. 1932-1937

Establishment of the School of Social Work under the deanship of Rev. Walter McGuinn, S.J. (1936).

## Presidents of Boston College (cont'd)

18. Rev. William J. McGarry, S.J. 1937-1939

Founding of the College of Business Administration with Rev. James J. Kelley, S.J. as dean.

19. Rev. William J. Murphy, S.J. 1939-1945

20. Rev. William L. Keleher, S.J. 1945-1951

Establishment of the School of Nursing with Mary A. Maher as dean (1947).

21. Rev. Joseph R. N. Maxwell, S.J. 1951-1957

Establishment of the School of Education (1952) with Rev. Charles Donovan, S.J. as dean.

22. Rev. Michael P. Walsh, S.J. 1957-1968

23. Rev. W. Seavey Joyce, S.J. 1968-1972

24. Rev. J. Donald Monan, S.J. 1972-

HONORARY DEGREES AWARDED BY BOSTON COLLEGE  
1952-1972

1952

Gregory Peter XV Cardinal Agagianian, LL.D. (January 14, 1952)  
James B. Connolly, Litt.D.  
James M. O'Neill, LL.D.  
Most Rev. Thomas F. Markham, LL.D., Commencement Speaker  
Rt. Rev. Thomas J. Riley, LL.D.  
James J. Ronan, LL.D.

1953

Dorothy L. Book, LL.D.  
Most Rev. James L. Connolly, LL.D.  
Clifford J. Laube, Litt.D.  
Francis J. O'Halloran, A.M.  
Most Rev. Leonard J. Raymond, LL.D., Commencement Speaker  
Alex Ross, A.M.  
John C. H. Wu, LL.D.

1954

Edward H. Chamberlin, LL.D.  
John J. Hearne, LL.D., Commencement Speaker  
James W. Manary, Sc.D.  
Thomas A. Printon, LL.D.  
Ven. Bro. William Sheehan, C.F.X., LL.D.  
Most Rev. Christopher J. Weldon, LL.D.  
Louis de Wohl, Litt.D.  
William J. O'Keefe, LL.D. (November 21, 1954)

1955

Fred J. Driscoll, LL.D.  
Christian A. Herter, LL.D.  
Edward A. Hogan, Jr., LL.D., Commencement Speaker  
Rear Adm. Bartholomew W. Hogan, Sc.D.  
John B. Hynes, LL.D.  
His Beatitude Maximos IV, LL.D. (August 23, 1955)  
Valerian Cardinal Gracias, LL.D.  
Russell Kirk, Litt.D.  
Edward A. Sullivan, LL.D.

## Honorary Degrees Awarded by Boston College (cont'd)

1956

Bartholomew A. Brickley, LL.D.  
Peter J. W. Debye, Sc.D.  
Most Rev. Frederick A. Donaghy, LL.D.  
Hon. John F. Kennedy, LL.D., Commencement Speaker  
John W. King, LL.D.  
Charles Munch, D.Mus.  
Edward F. Williams, LL.D.

1957

Wallace E. Carroll, LL.D.  
Arthur J. Kelly, LL.D.  
Augustus C. Long, LL.D., Commencement Speaker  
Adrian O'Keefe, LL.D.  
Very Rev. Msgr. Patrick W. Skehan, LL.D.  
Nils Y. Wessell, LL.D.

1958

Most Rev. Amleto G. Cicognani, D.D., LL.D. (April 21, 1958)  
Carl J. Gilbert, LL.D.  
Paul Horgan, Litt.D.  
Barnaby C. Keeney, LL.D., Commencement Speaker  
Henry M. Leen, LL.D.  
Jacques Maritain, LL.D.  
Raissa Maritain, LL.D.  
Harold Marston Morse, D.Sc.  
Rev. John B. Sheerin, C.S.P., LL.D.  
His Eminence Francis Cardinal Spellman, LL.D. (December 8, 1958)

1959

His Excellency Sean T. O'Kelly, LL.D. (March 22, 1959)  
Ernest Henderson, LL.D.  
Rev. John LaFarge, S.J., LL.D.  
Henry Cabot Lodge, LL.D.  
George Meany, LL.D.  
Carlos P. Romulo, LL.D., Commencement Speaker  
Helen C. White, Litt.D.

## Honorary Degrees Awarded by Boston College (cont'd)

1960

Marian Anderson, D.Mus.  
 J. Peter Grace, LL.D.  
 Caryl P. Haskins, LL.D.  
 Robert F. Kennedy, LL.D.  
 Charles Malik, LL.D., Commencement Speaker  
 Most Rev. Russell J. McVinney, D.D., LL.D.  
 Samuel Eliot Morison, LL.D.  
 Rt. Rev. Matthew P. Stapleton, LL.D.  
 Rev. Henry M. Brock, S.J., D.Sc. (October 12, 1960)

1961

Allen W. Dulles, LL.D.  
 Anthony Julian, LL.D.  
 Robert D. Murphy, LL.D., Commencement Speaker  
 Louis R. Perini, LL.D.  
 Abraham Ribicoff, LL.D.  
 Rt. Rev. Robert J. Sennott, LL.D.  
 Edward Teller, LL.D.

1962

Detlev W. Bronk, D.Sc., Commencement Speaker  
 Ralph J. Bunche, LL.D.  
 Christopher J. Duncan, M.D., LL.D.  
 Sir Alec Guinness, D.F.A.  
 Right Rev. Francis J. Lally, Litt.D.  
 Ralph Lowell, LL.D.  
 Phyllis McGinley, Litt.D.  
 Perry G. Miller, Litt.D.

1963

Augustin Cardinal Bea, S.J., J.U.D. (March 26, 1963)  
 Very Rev. Edward B. Bunn, S.J., LL.D.  
 Lady Barbara Ward Jackson, Litt.D.  
 Nathan Marsh Pusey, L.H.D.  
 Bruce Catton, Litt.D.  
 Anthony Joseph Celebrezze, LL.D., Commencement Speaker  
 Arthur Joseph Goldberg, LL.D.  
 John Jay McCloy, LL.D.

## Honorary Degrees Awarded by Boston College (cont'd)

1963 (cont'd)

James Barrett Reston, LL.D.  
 Rt. Rev. John Joseph Ryan, L.H.D.  
 Jose Luis Sert, Litt.D.  
 Joseph Leo Sweeney, LL.D.  
 Robert Clifton Weaver, LL.D.  
 James Edwin Webb, D.Sc.

1964

John Coleman Bennett, LL.D.  
 Henri Maurice Peyre, LL.D.  
 Most Rev. Ernest John Primeau, LL.D.  
 Sidney R. Rabb, L.H.D.  
 Paul Anthony Samuelson, LL.D.  
 Very Rev. Joseph L. Shea, S.J., LL.D.  
 Robert Sargent Shriver, Jr., LL.D., Commencement Speaker  
 Mrs. Mary Sullivan Stanton, LL.D.

1965

John P. Birmingham, LL.D.  
 Robert McAfee Brown, LL.D.  
 J. N. Douglas Bush, Litt.D.  
 Victor L. Butterfield, L.H.D.  
 John T. Connor, LL.D.  
 Edith Green, LL.D.  
 Rev. John Courtney Murray, S.J., L.H.D., Commencement Speaker  
 Right Rev. Lawrence J. Riley, LL.D.  
 Alan T. Waterman, D.Sc.

1966

Most Rev. John W. Comber, MM, D.D., L.H.D.  
 Edward F. Gilday, L.H.D.  
 Edward M. Kennedy, LL.D.  
 Francis Keppel, LL.D., Commencement Speaker  
 Mother Eleanor M. O'Byrne, R.S.C.J., LL.D.  
 Stephen P. Mugar, LL.D.  
 Abram L. Sachar, L.H.D.  
 Rene Wellek, Litt.D.  
 George Wells Beadle, D.Sc.  
 William Bosworth Castle, M.D., L.H.D.

## Honorary Degrees Awarded by Boston College (cont'd)

1966 (cont'd)

Donald Frederick Hornig, LL.D.  
James Alfred Van Allen, D.Sc.

1967

Sarah Caldwell, Litt.D.  
Richard Palmer Chapman, LL.D.  
Very Rev. John Francis Fitzgerald, C.S.P., L.H.D.  
John Kenneth Galbraith, LL.D.  
John William Gardner, LL.D., Commencement Speaker  
Everett Cherrington Hughes, LL.D.  
John Anthony Volpe, LL.D.

1968

Kingman Brewster, LL.D., Commencement Speaker  
Rev. Henri de Lubac, S.J., L.H.D.  
Erwin N. Griswold, LL.D.  
Rita P. Kelleher, D.Sc.  
Most Rev. John J. McEleney, S.J., LL.D.  
Cornelius W. Owens, LL.D.  
James J. Shea, LL.D.  
Roger J. Traynor, LL.D.

1969

R. Buckminster Fuller, D.F.A., Commencement Speaker  
Katharine Graham, D.Journ.  
Philip J. McNiff, L.H.D.  
Talcott Parsons, D.S.S.  
A. Philip Randolph, J.D.  
Henry Lee Shattuck, D.C.S.  
Terence Cardinal Cooke, J.D.

1970

James Edward Allen, Jr., D.Sc.Ed.  
Rt. Rev. John Melville Burgess, LL.D.  
Joan Ganz Cooney, D.Sc.Ed.  
Sterling Dow, L.H.D.

## Honorary Degrees Awarded by Boston College (cont'd)

1970 (cont'd)

Hartford Nelson Gunn, Jr., L.H.D.  
 Rev. Bernard Joseph Francis Lonergan, S.J., Hist.Phil.D.  
 Elliot Norton, L.H.D.  
 Perry Townsend Rathbone, D.F.A.  
 The Honorable Earl Warren, D.Sc.L., Commencement Speaker

1971

Walter Jackson Bate, H.D.  
 Andrew Felton Brimmer, S.S.D.  
 Rev. Msgr. George William Casey, Litt.D.  
 Mircea Eliade, R.D.  
 Eli Goldston, L.L.D.  
 Elma Lewis, D.F.A.  
 The Hon. Michael Joseph Mansfield, LL.D., Commencement Speaker  
 William James McGill, S.S.D.  
 Most Rev. Humberto Sousa Medeiros, S.T.D.  
 Walter George Muelder, D.Sc.T.  
 The Hon. Leverett Saltonstall, LL.D.

1972

Mary Ingraham Bunting, D.Sc.  
 Arthur Fiedler, D.Mus.  
 Northrop Frye, L.H.D.  
 John James Griffin, D.C.S.  
 Sir William Arthur Lewis, L.H.D.  
 Louis Martin Lyons, D.Journ.  
 Rev. John Anthony McCarthy, S.J., Litt.D.  
 Hildegarde Elizabeth Peplau, D.N.S.  
 The Hon. Adlai Ewing Stevenson, III, LL.D., Commencement Speaker  
 The Hon. Walter Edward Washington, LL.D.



## THE BOARD OF TRUSTEES

Rev. Raymond C. Baumhart, S.J. President	Loyola University Chicago, Illinois
Dr. Joseph G. Brennan ('33)	Plainview, New York
Dr. Robert F. Byrnes Department of History	Indiana University Bloomington, Indiana
Mr. Wallace E. Carroll ('28) Chairman of the Board	Katy Industries, Inc. Elgin, Illinois
Mr. James F. Cleary ('50) Blyth Eastman Dillon Co., Inc.	New York, New York
Mr. Joseph F. Cotter ('48) Vice President and Comptroller	ITT Sheraton Corporation Boston, Massachusetts
Rev. James H. Coughlin, S.J. ('40) Dean, College of Arts & Science	Fairfield University Fairfield, Connecticut
Mr. Francis Dubreuil ('70)	Cambridge, Massachusetts
Dr. Christopher Duncan ('24)	West Falmouth, Massachusetts
Rev. Joseph R. Fahey, S.J. ( '60, M.A. '61)	Dean, College of the Holy Cross Worcester, Massachusetts
Mr. John T. Fallon President	R. M. Bradley Company, Inc. Boston, Massachusetts
Rev. Joseph A. Fitzmyer, S.J. Department of Theology	Fordham University Bronx, New York
Mr. Thomas J. Galligan, Jr. ('41) President	Boston Edison Company Boston, Mass.

Mr. Avram Goldberg  
President

Stop and Shop, Inc.  
Boston, Massachusetts

Mr. Eli Goldston  
President

Eastern Gas & Fuel Associates  
Boston, Massachusetts

Dr. Patricia Goler (M.A.'51, Ph.D.'57)  
Chairwoman, Department of History

Lowell State College  
Lowell, Massachusetts

Rev. William J. Kenealy, S.J. ('28)  
Boston College

Chestnut Hill, Massachusetts

Ms. Mary Lai  
Treasurer

Long Island University  
Brookville, New York

Mr. S. Joseph Loscocco ('43)

Chestnut Hill, Massachusetts

Mr. John Lowell  
Welch and Forbes

Boston, Massachusetts

Rev. Francis C. Mackin, S.J. ('51)  
Provost of Lincoln Center Campus

Fordham University  
New York, New York

Rev. Robert Mitchell, S.J.

Washington, D.C.

Rev. J. Donald Monan, S.J.  
President

Boston College  
Chestnut Hill, Massachusetts

Mr. Giles E. Mosher, Jr. ('55)  
Chairman and President

Newton-Waltham Bank & Trust Co.  
Waltham, Massachusetts

David S. Nelson, Esq. ('57, J.D.'60)

Boston, Massachusetts

Rev. Francis Nicholson, S.J.  
( '42, M.A. '47)

Boston College  
Chestnut Hill, Massachusetts

Rev. William O'Halloran, S.J. ('51)  
Rector of the Jesuit Community

College of the Holy Cross  
Worcester, Massachusetts

## The Board of Trustees (cont'd)

Mr. Adrian O'Keefe Chairman of the Board	First National Stores, Inc. Somerville, Massachusetts
Hon. Thomas P. O'Neill, Jr. ('36) U.S. Congressman	Boston, Massachusetts
Mr. Cornelius Owens ('36) Executive Vice President	American Tel. and Tel. Company New York, New York
Rev. John P. Reboli, S.J. (M.A. '65)	Athens, Ohio
Rev. Joseph L. Shea, S.J. ('40) Cheverus High School	Portland, Maine
Rev. Michael P. Walsh, S.J. ( '34, M.A. '35)	Boston College High School Dorchester, Massachusetts
Mr. Thomas J. White President	J. F. White Contracting Co. Newton, Massachusetts
Mr. Vincent C. Ziegler Chairman of the Board	The Gillette Company, Inc. Boston, Massachusetts

(Years in parenthesis refer to Boston College degrees)

Source: The President's Office

## OFFICERS OF THE UNIVERSITY

President	Rev. J. Donald Monan, S.J.
Senior Vice President and Dean of Faculties	Rev. Charles F. Donovan, S.J.
Vice President for Financial Affairs	John R. Smith
Treasurer and Vice President	Rev. Thomas Fleming, S.J.
Vice President for Student Affairs	James P. McIntyre
Secretary of the University	Rev. Francis B. McManus, S.J.

Source: The University Statutes

## ACCREDITATION OF THE UNIVERSITY

The American Association of Colleges for Teacher Education  
The American Association of Collegiate Schools of Business  
The American Association of Theological Schools  
The American Association of University Women  
The American Bar Association  
The American Chemical Society  
The American Council on Education  
The Association of American Colleges  
The Association of American Law Schools  
The Association of University Evening Colleges  
The Association of Urban Universities  
The Board of Regents of the University of New York  
The College Entrance Examination Board  
The Council of Graduate Schools  
The Council on Social Work Education  
The Jesuit Educational Association  
The International Association of Universities  
The International Association of Catholic Universities  
The National Catholic Education Association  
The National Commission on Accrediting  
The Accrediting Service of the National League for Nursing  
The New England Association of Colleges and Secondary Schools

Source: University Catalog

UNIVERSITY PERSONNEL

UNIVERSITY ACADEMIC FACULTY

By Schools and FTE Faculty

School	Full Time	FTE of * Part-Time	Total FTE Faculty
Arts & Sciences	329	36.89	365.89
Education **	51	16	67
School of Medicine	50	10.33	60.33
Nursing **	65	7	72
Law	25	3.67	28.67
Social Work	24	3	27
Total ***	544	76.89	620.89

\* Calculated on Fall schedule only.

\*\* Graduate faculty in the Departments of Education and Nursing of the Graduate School of Arts and Sciences are included in this table with their respective schools.

\*\*\* Does not include 36 full time academic administrators.

Source: Office of the Dean of Faculties

UNIVERSITY ACADEMIC FACULTY  
By Rank and Average Compensation\*

(Nine Month Equivalent)  
1971 - 1972

Rank	Boston College	All Combined Category II-A (AAUP)	Church Related
Professor	20,900	19,690	18,230
Associate	16,000	15,610	14,590
Assistant	13,500	13,090	12,210
Instructor	11,900	10,610	9,950

\*Includes salary and fringe benefits

Source: AAUP Bulletin, Summer 1972



UNIVERSITY ACADEMIC FACULTY  
By School and Rank

Division	Professor		Associate		Assistant		Instructor		Total	
	No.	%	No.	%	No.	%	No.	%	No.	%
A&S	63	19	99	30	133	40	34	11	329	(61)
Education	15	29	13	25	14	28	9	18	51	(9)
SOM	10	20	12	24	17	34	11	22	50	(9)
Nursing	3	5	12	18	21	32	29	45	65	(12)
Law	16	64	4	16	3	12	2	8	25	(5)
Social Work	1	4	9	38	14	58	0	0	24	(4)
<b>Total*</b>	<b>108</b>	<b>(20)</b>	<b>149</b>	<b>(27)</b>	<b>202</b>	<b>(37)</b>	<b>85</b>	<b>(16)</b>	<b>544</b>	<b>(100)</b>

\*Excluding Lecturers, Special Contracts, and Academic Administrators

Source: Office of the Dean of Faculties

UNIVERSITY ACADEMIC FACULTY  
By School and Tenure Status

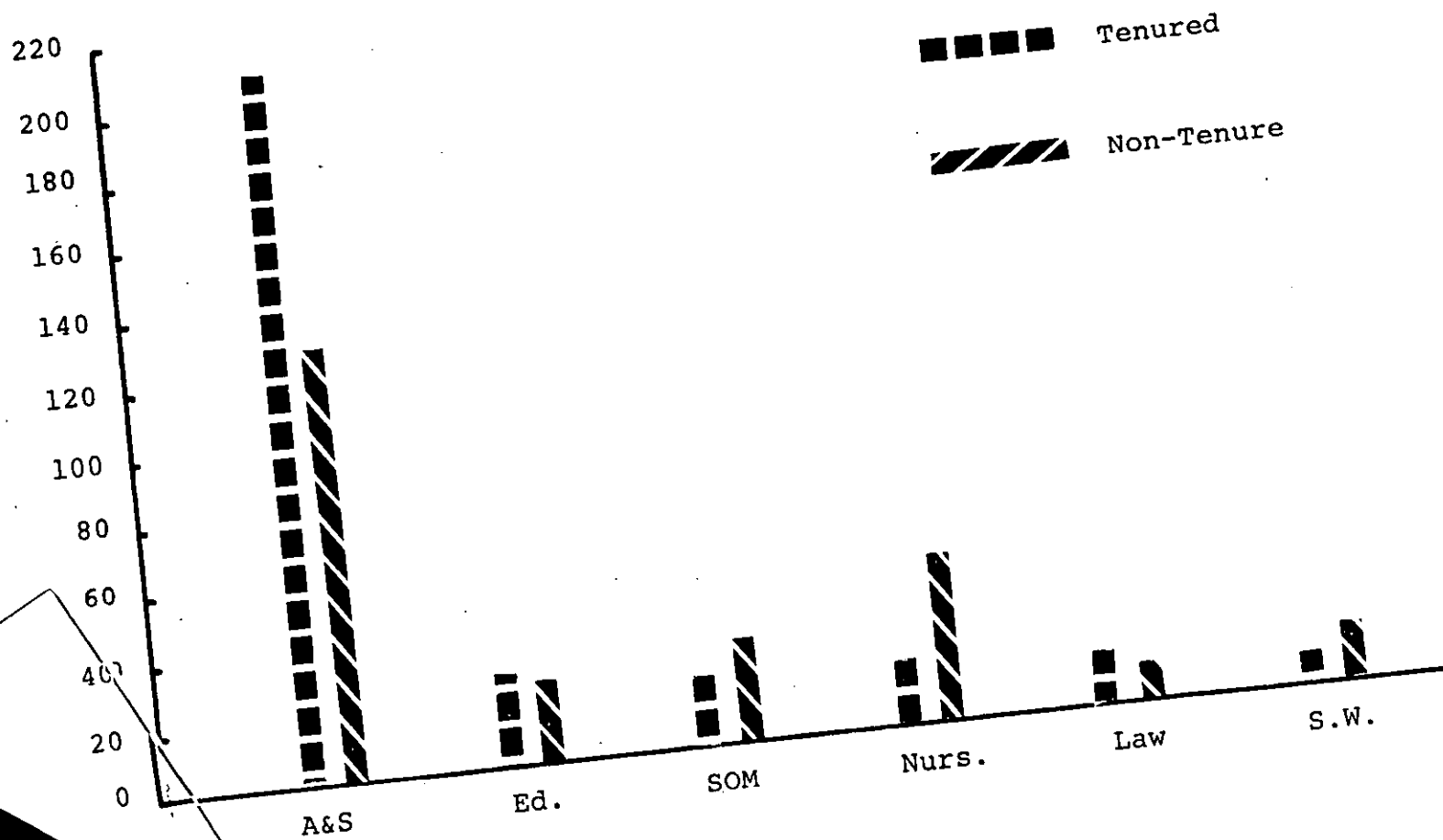
Division	Tenure		Non-Tenure		Total	
	No.	%	No.	%	No.	%
A&S	206	(63)	123	(37)	329	(61)
Education *	27	(53)	24	(47)	51	(9)
SOM	20	(40)	30	(60)	50	(9)
Nursing *	17	(26)	48	(74)	65	(12)
Law	16	(64)	9	(36)	25	(5)
Social Work	8	(33)	16	(67)	24	(4)
Total **	294	(54)	250	(46)	544	(100)

\* Graduate faculty in the Departments of Education and Nursing of the Graduate School of Arts and Sciences are included in this table with their respective undergraduate schools.

\*\* Totals in distribution do not include lecturers, part-time staff, or academic administrators.

Source: Office of the Dean of Faculties

# UNIVERSITY ACADEMIC FACULTY By School and Tenure Status



Source: Office of the Dean of Faculties

UNIVERSITY ACADEMIC FACULTY  
By Highest Earned Degree and Rank

Degree	Professor		Associate		Assistant		Instructor		Total	
	No.	%	No.	%	No.	%	No.	%	No.	%
Doctorate	84	(25)	128	(37)	123	(36)	6	(02)	341	(63)
1st Professional *	19	(38)	7	(14)	20	(40)	4	(08)	50	(09)
Masters	4	(03)	14	(10)	59	(40)	70	(47)	147	(27)
Bachelors	1	(17)	0	(0)	0	(0)	5	(83)	6	(01)
Total **	108	(20)	149	(27)	202	(37)	85	(16)	544	(100)

\* Including L.L.B., J.D., S.T.B., Ph.L., and S.T.L.

\*\* Excluding Lecturers, Special Contracts, and Academic Administrators

Source: Office of the Dean of Faculties

## UNIVERSITY ACADEMIC FACULTY

Earned Doctoral Degrees  
by Granting Institution

Harvard University	48	Brown University	8
Boston University	20	Gregorian University	8
Massachusetts Institute of Technology	17	Cornell University	7
Fordham University	15	University of Indiana	7
University of Chicago	13	University of Michigan	6
Yale University	13	Syracuse University	6
Catholic University	13	University of Illinois	5
Columbia University	9	University of Notre Dame	5
University of Wisconsin	9	Tufts University	3
Boston College	8	University of Minnesota	3
Institutions with less than 3			
Total			

118341

UNIVERSITY ACADEMIC FACULTY  
By Rank and Sex

Rank	Female		Male		Total	
	No.	%	No.	%	No.	%
Professor	9	7	99	24	108	(20)
Associate	27	20	122	30	149	(27)
Assistant	56	41	146	36	202	(37)
Instructor	44	32	41	10	85	(16)
Total*	136	100	408	100	544	(100)

\*Excluding Lecturers, Special Contracts, and Academic Administrators

Office of the Dean of Faculties

# UNIVERSITY ACADEMIC FACULTY

## By School and Sex

Division	Female		Male		Total	
	No.	%	No.	%	No.	%
A&S	43	32	286	70	329	(61)
Education *	16	12	35	9	51	(9)
SOM	0	0	50	12	50	(9)
Nursing *	65	48	0	0	65	(12)
Law	2	1	23	6	25	(5)
Social Work	10	7	14	3	24	(4)
<b>Total **</b>	<b>136</b>	<b>100</b>	<b>408</b>	<b>100</b>	<b>544</b>	<b>(100)</b>

\* Graduate faculty in the departments of Education and Nursing of the Graduate School of Arts and Sciences are included in this table with their respective undergraduate schools.

\*\* Totals in distribution do not include Lecturers, Part-Time Staff, or Academic Administrators.

Source: Office of the Dean of Faculties

UNIVERSITY ACADEMIC FACULTY  
By Highest Earned Degree and Sex

Degree	Female		Male	
	No.	%	No.	%
Doctorate	50	37	291	72
1st Professional*	2	1	48	12
Masters	84	62	63	15
Bachelors	--	--	6	1
Total**	136	100	408	100

\* Including L.L.B., J.D., S.T.B., Ph.L., and S.T.L.

\*\* Excluding Lecturers, Special Contracts, and Academic Administrators

Source: Office of the Dean of Faculties



## UNIVERSITY ACADEMIC SENATE\*

		30
<u>Faculty</u>	16	
Arts and Sciences	3	
Education	2	
Law	3	
Management	3	
Nursing	2	
Social Work	1	
Weston		18
<u>Administration</u>		16
<u>Undergraduate Students</u>	12	
Arts and Sciences	1	
Education	1	
Evening College	1	
Management	1	
Nursing		4
<u>Graduate Students</u>	1	
Arts and Sciences	1	
Law	1	
Management	1	
Social Work	1	
Total Membership		68

\*Membership indicated is as of September, 1972.

Source: Corresponding Secretary,  
University Academic Senate

MEMBERSHIP LIST  
UNIVERSITY ACADEMIC SENATE  
1972-1973  
BOSTON COLLEGE

Elected Faculty Senators

College of Arts and Sciences

Dr. Alice Bourneuf - Economics - Carney '75  
 Dr. Gary Brazier - Political Science - McGuinn '73  
 Dr. George Brown - Geology - Devlin '75  
 Rev. Edward Callahan, S.J. - Theology - Cushing '75  
 Dr. Joseph Chen - Physics - Higgins '73  
 Rev. Walter Feeney, S.J. - Mathematics - Carney '75  
 Prof. Albert Folkard - Director of Honors Program - Lyons '73  
 Dr. Louis Kattsoff - Mathematics - Carney '73  
 Rev. Donald MacLean, S.J. - Chemistry - Devlin '73  
 Dr. John Mahoney - English - Carney '73  
 Dr. David Manwaring - Political Science - McGuinn '74  
 Dr. Paul Misner - Theology - Carney '74  
 Dr. Harold Petersen - Economics - Carney '73  
 Dr. David Rasmussen - Philosophy - Carney '75  
 Dr. Ernest Siciliano - Romance Languages - Carney '74  
 Dr. Joseph Sullivan - Mathematics - Carney '73

School of Management

Dr. James Bowditch - Organizational Studies Program - Fulton '74  
 Dr. Edgar Huse - Organizational Studies Program - Fulton '74  
 Dr. Walter Klein - Business Policy Program - Fulton '74

School of Education

Dr. Mary Griffin - Education - Campion '73  
 Dr. John Jensen - Education - Campion '75  
 Dr. John Walsh - Education - Campion '73

School of Nursing

Prof. Shirley Guenther - Nursing - Cushing '74  
 Dr. Carol Hartman - Nursing - Cushing '75  
 Prof. Paula Minehan - Nursing - Higgins '75

Law School

Prof. Sanford Fox - Law - More '74  
 Prof. James Houghteling - Law - More '74

Graduate School of Social Work

Prof. Matthew Pisapia - Director of Field Work - McGuinn '74  
 Dr. Carolyn Thomas - Social Work - McGuinn '73

Weston College

Rev. Clarence Menard, O.M.I. - 102 Cushing St., Cambridge, Mass.

Administration

Dr. John Bolin - Director of Institutional Research - McGuinn  
 Dr. Edmund Burke - Dean, Graduate School of Social Work - McGuinn  
 Rev. Brendan Connolly, S.J. - Director of Libraries - Bapst  
 Dr. Mary Dineen - Dean, School of Nursing - Cushing  
 Rev. Charles F. Donovan, S.J. - Dean of Faculties - Hopkins House  
 \* Mr. Kevin Duffy - Director of Housing - McElroy  
 \* Rev. Edward Hanrahan, S.J. - Dean of Students - McElroy  
 Prof. Richard Huber - Dean, Law School - More  
 Dr. Alice Jeghelian - Special Assistant to the President - McGuinn  
 Dr. Albert Kelley - Dean, School of Management - Fulton  
 Dr. John Maguire - Director of Admissions - Gasson  
 Dr. James McIntyre - Vice President for Student Affairs - Lyons  
 Rev. J. Donald Monan, S.J. - President - Botolph House  
 Dr. Lester Przewlocki - Dean, School of Education - Champion  
 Rev. James Skehan, S.J. - Acting Academic Dean, A&S - Gasson  
 Mr. John Smith - Financial Vice President - Gasson  
 Dr. Donald White - Dean, Graduate School of A&S - McGuinn  
 Rev. James Woods, S.J. - Dean, Evening College - Fulton

Undergraduate Senators

Biago P. DiLella - A&S - 151 Clark St., Newton, Mass.  
 Mary Lou Doherty - A&S - Modular 37B  
 Matthew Fissinger - A&S - Box C25  
 Thomas Flynn - A&S - UGBC - McElroy or Modular 25B  
 Carol Hamill - Nursing - Box F70  
 David Hern - A&S - 40 Landseer St., W. Roxbury, Mass. 02132  
 Michael Kerr - A&S - Modular 25B  
 Thomas Lally - Ed. - 68 Robin Hill Rd., Chestnut Hill, Mass. 02167  
 Barbara Lyman - A&S - Res. Asst. Kirkwood Hall, 19 So. St., Brighton  
 Massachusetts  
 Patricia McDonald - Evening College - Management Institute,  
 Fulton 316 147 or 2268  
 Joy Muratore - A&S - Modular 18B  
 Steven Nadeau - A&S - Shaw House 10  
 Vincent Polito - SOM - 679 River St., Mattapan, Mass. 02126  
 Dennis Reznick - A&S - Welch 319  
 Lem Roberson - A&S - Modular 21B  
 Raymond Scannell - A&S - Modular 21B

## University Academic Senate (cont'd)

Graduate Senators

Douglas Myers - Law - 1915 Beacon St., #6, Brookline, Mass. 02146

Arthur Nilson - SOM - 98 Strathmore Rd., Apt. 5B, Brookline,  
Mass. 02146

Clement O'Brien - GSW - 7 Fletcher St., Avon, Mass. 02322

Robert Thibodeau - A&S - 106 Walden St., Cambridge, Mass. 02140

MODERATOR: Prof. Augustus Fabens

VICE MODERATOR: Dr. John Jensen

SECRETARY: Steven Nadeau

## EXECUTIVE COMMITTEE:

Senator Alice Bourneuf  
Senator Joseph Chen  
Senator Mary Lou Doherty  
Senator Charles Donovan, S.J.  
Senator Walter Feeney, S.J.

Senator Thomas Flynn  
Senator Donald MacLean, S.J.  
Senator J. Donald Monan, S.J.,  
Chairman  
Senator Dennis Reznick

\* Non-Teaching Faculty

NON-FACULTY PERSONNEL  
By Classification and Sex

<u>Classification</u>	<u>Male</u>	<u>Female</u>	<u>Total</u>	<u>%</u>
Administrative	125	43	168	19
Technical Staff	6	3	9	1
Secretarial/Clerical	34	363	397	44
Maintenance	190	6	196	22
Non-Professional Research/Administrative	30	11	41	4
Laboratory Technicians	15	1	16	2
Other*	70	20	90	8
Total	470	447	917	100

\* Includes: Switchboard, Bookstore, Infirmary, Weston Observatory, Security Police.

Source: Office of the Director of Personnel

## SECRETARIAL/CLERICAL PERSONNEL

36

By Rank and Sex

<u>Rank</u>	<u>Male</u>	<u>Female</u>	<u>Total</u>
Secretarial			
17	0	53	53
15	0	95	95
13	2	113	115
11	<u>10</u>	<u>84</u>	<u>94</u>
Total Secretarial	12	345	357
Clerical			
9	16	24	40
7	-	-	-
5	-	-	-
Total Clerical	16	24	40

Source: Office of the Director of Personnel

UNIVERSITY FINANCE

REVENUES & EXPENDITURES

REVENUES  
(In Thousands)

	1970-71	%	1971-72	%
<b>Education &amp; General</b>				
Tuition and Fees	20,322.0	64.9	22,220.7	64.5
General: Gifts, Investment and Other Income	757.4	2.4	1,263.1	3.6
	<u>21,079.4</u>		<u>23,483.8</u>	
Auxiliary Services	4,576.4	14.6	4,820.9	14.0
Sponsored Research	5,656.9	18.0	6,108.3	17.7
<b>TOTAL</b>	<b>31,312.7</b>		<b>34,413.0</b>	

EXPENDITURES  
(In Thousands)

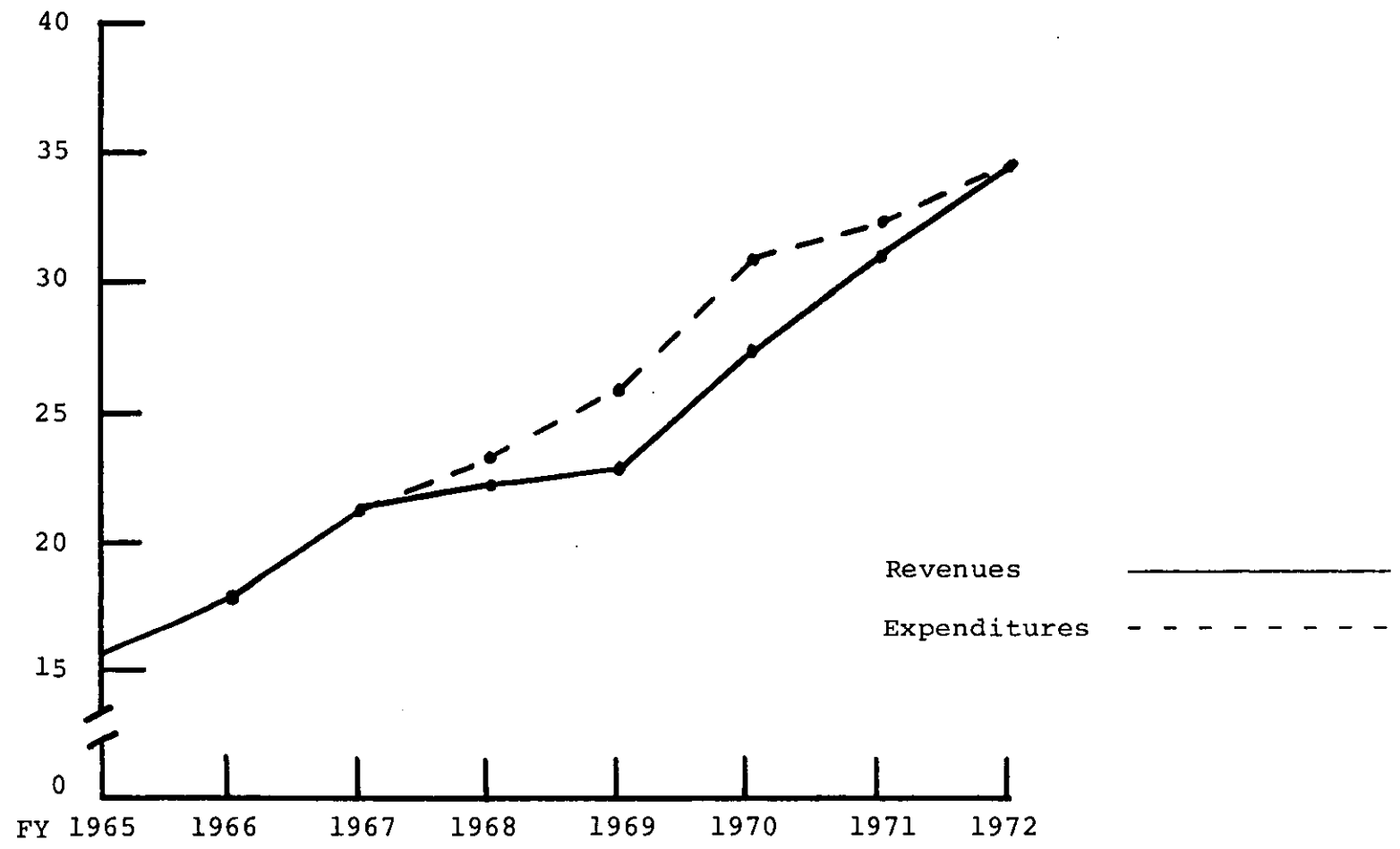
	1970-71	%	1971-72	%
<b>Education &amp; General</b>				
Instructional	11,909.6	36.8	12,023.3	34.9
General: Libraries, Student Services, etc.	9,647.2	29.8	10,657.7	30.9
	<u>21,556.8</u>		<u>22,681.0</u>	
<b>Auxiliary Services</b>				
Direct & Allocated Costs	4,776.2	14.7	4,343.4	14.0
Debt Service Payments and Amortization	410.8	1.2	885.4	2.5
Sponsored Research (Direct & Allocated Cost)	<u>5,557.1</u>	17.2	<u>6,003.2</u>	17.4
<b>TOTAL</b>	<b>32,300.9</b>		<b>34,413.0</b>	

Source: Office of the Financial Vice President



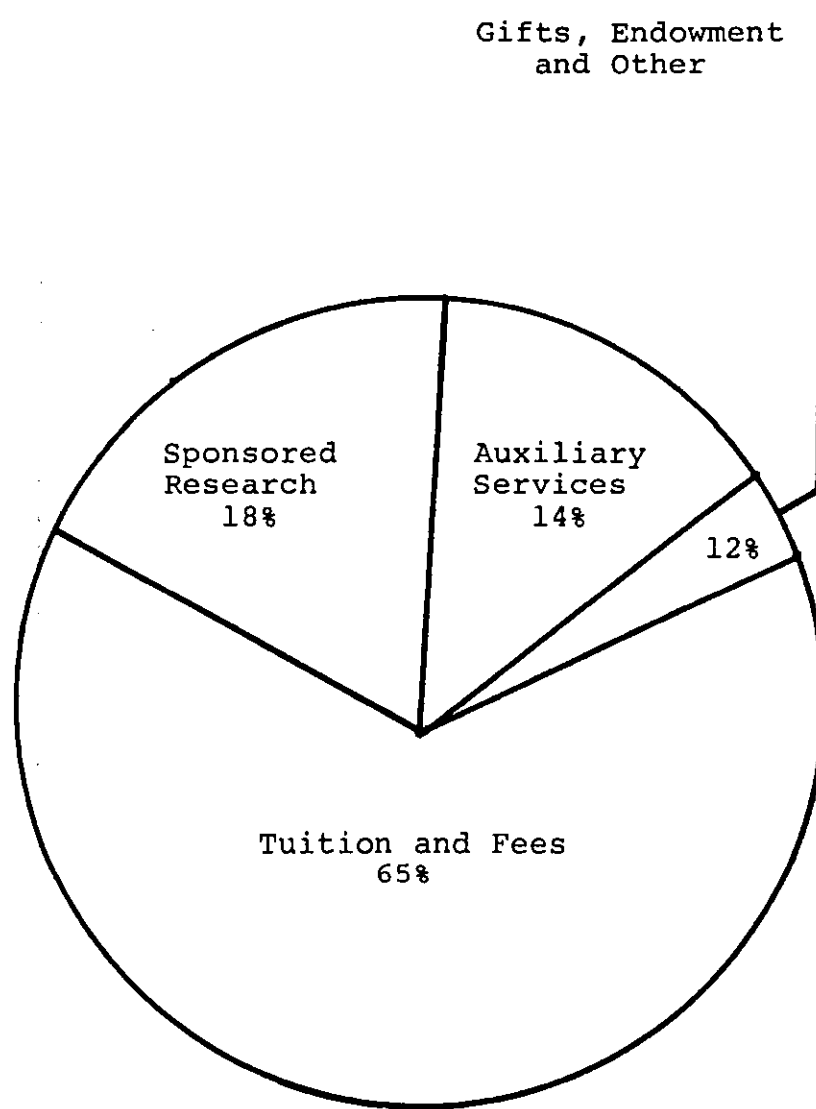
### REVENUES AND EXPENDITURES

Millions  
of Dollars

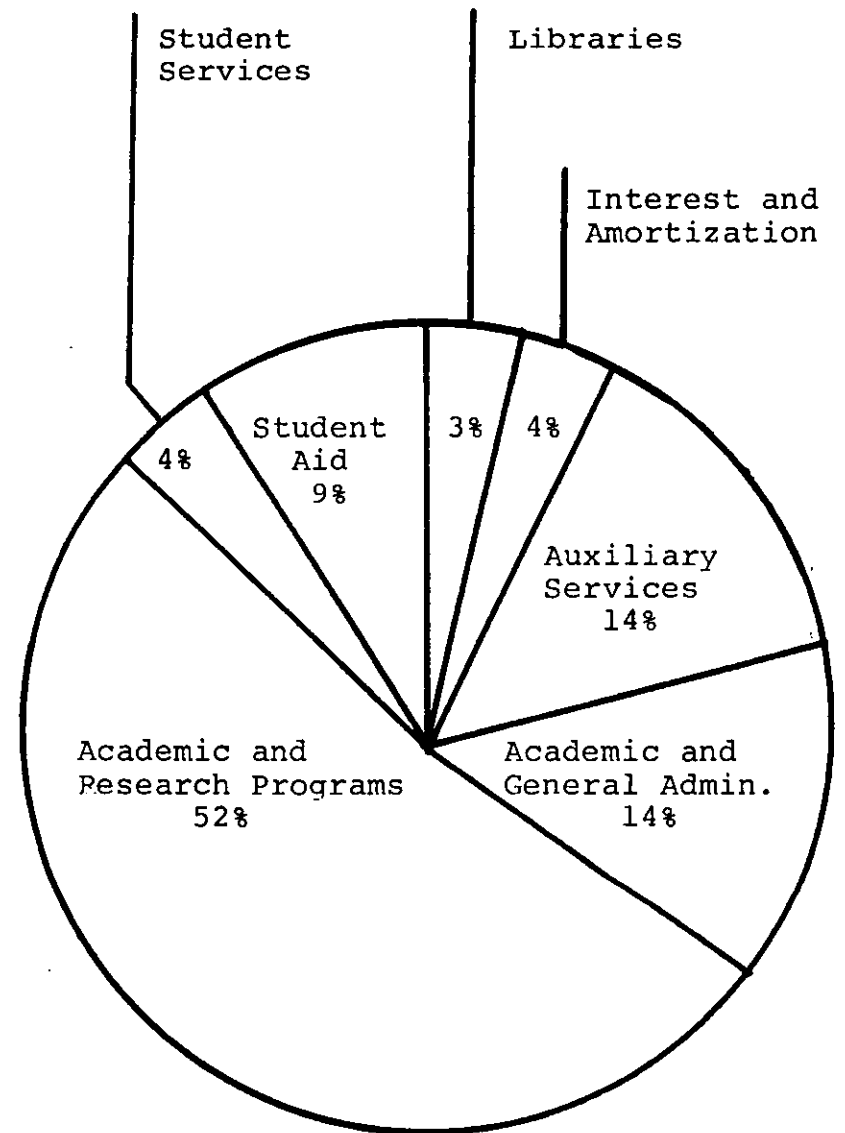


Source: Priorities Committee and Financial Vice President

REVENUES AND EXPENDITURES  
1971 - 1972



Revenues



Expenditures

Source: Office of the Financial Vice President

## RESEARCH ADMINISTRATION

42

Types of Expenditures  
Sources of Funding

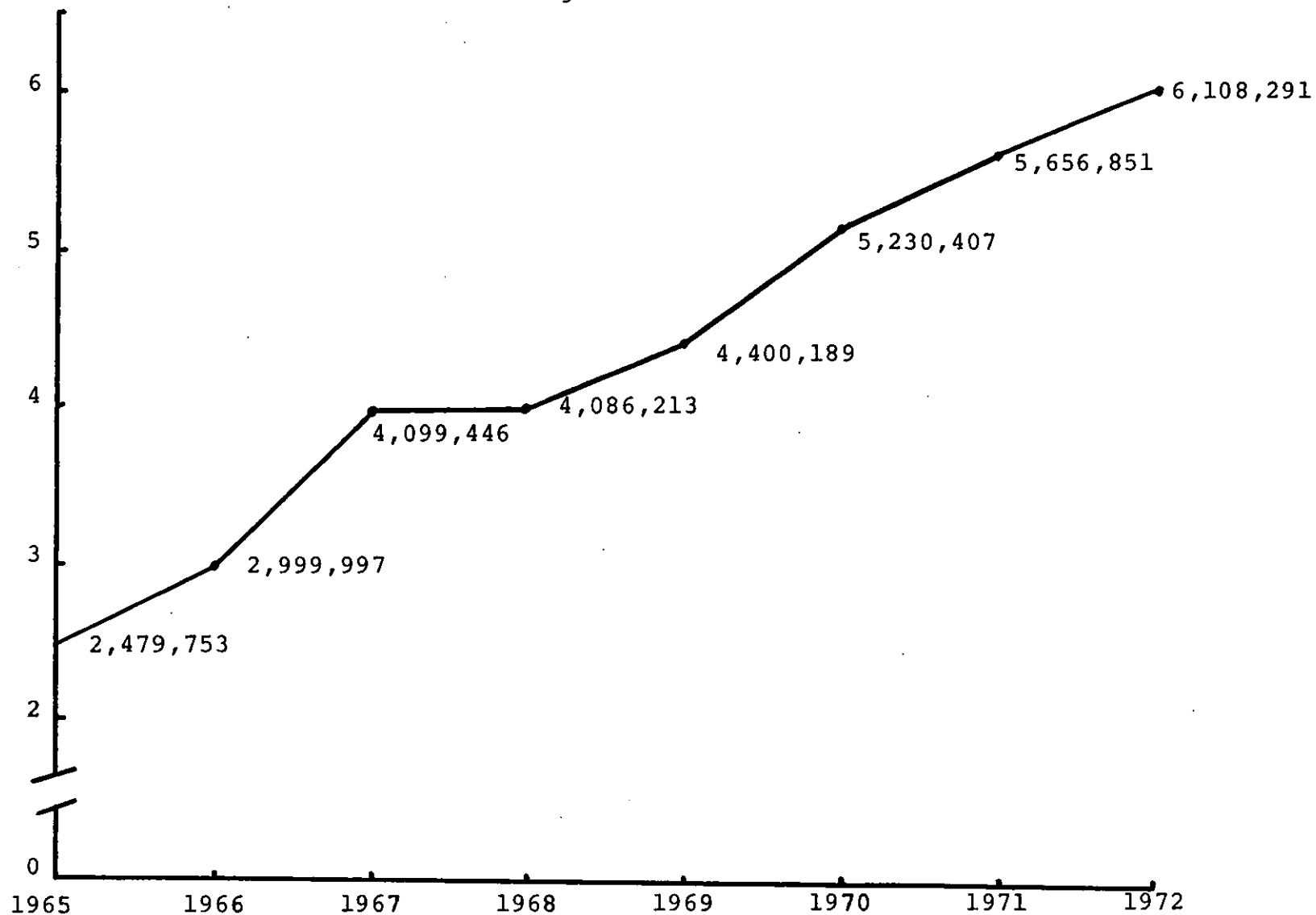
Types of Expenditures	1968-69	1969-70	1970-71	1971-72
Sponsored Research	2,154,019	1,956,087	3,044,364	3,070,765
Other Sponsored Programs	2,246,170	3,274,320	2,612,487	3,037,526
Total	4,400,189	5,230,407	5,656,851	6,108,291
Sources of Funding				
Federal Government	4,010,526	4,828,672	5,078,349	5,061,657
State Government	46,327	73,100	115,021	311,573
Local Government	76,383	46,185	153,481	210,534
Non Government	266,953	282,450	310,000	524,527
Total	4,400,189	5,230,407	5,656,851	6,108,291

Source: Office of the Director of Research Administration

Dollars  
in  
Millions

### UNIVERSITY RESEARCH

Eight Year Trend



Source: Office of the Director of University Research

LIBRARIES

## LIBRARY FACILITIES

Holdings by Individual Libraries  
1972

Libraries	Books	Periodicals	Microfilm*
Bapst	468,975	1,897	132,995
Law	98,856	550	3,712
Nursing	24,709	560	959
SOM	60,086	725	6,477
Soc. Wk.	13,463	196	0
Science	40,991	684	7,560
Weston Observ.	7,813	263	49
Weston Theology	122,000	530	60
Totals	839,893	5,405	151,812

\*Includes film, cards, fiche, and print.

Source: Office of the Director of Libraries  
Office of the Director, Media Center

## LIBRARY

## Expenditures for Books

Libraries	1969-70	1970-71	1971-72	1972-73
Bapst	\$318,000	\$318,000	\$318,000	\$354,650
Law	60,000	60,000	60,000	66,000
SOM	19,700	19,700	19,700	21,670
Nursing	9,300	9,300	9,300	10,230
Science	38,500	38,500	38,500	42,500
Soc. Wk.	4,500	4,500	4,500	4,950
Total	\$450,000	\$450,000	\$450,000	\$500,000

Source: Office of the Director of Libraries

## LIBRARY FACILITIES

Acquisitions, All Libraries\*  
(Volume)

1967-68	1968-69	1969-70	1970-71	1971-72	Total five year growth
32,907	33,963	34,206	36,262	34,758	172,096

\*Does not include Curriculum Library or Shadowbrook

## Circulation Statistics, 1971-72

Student	132,368
Faculty	14,307
Other	
Inter-Library Loan	1,520
Reserve Book Room (Overnight and Hall Use)	17,848
<b>Totals</b>	<b>166,043</b>

Source: Office of the Director of Libraries



## SPECIAL LIBRARY COLLECTIONS

## EARLY ENGLISH BOOKS (1475-1640); ENGLISH BOOKS (1640-1700)

1297 microfilm reels of Pollard and Redgrave's, Short Title Catalogue of Books Printed in England, Scotland and Ireland, 1475-1640.

403 microfilm reels of Wing's, Short Title Catalogue of Books Printed in England, Scotland and Ireland, 1640-1700.

There are guides and indexes for the entire collection.

## IRISH UNIVERSITY PRESS SERIES OF BRITISH PARLIAMENTARY PAPERS (1801-1899)

The series deals with several selected subjects: Agriculture, Colonies, Famine (Irish), Government, Monetary Policy, the Poor Law, Slave Trade, Social Problems and Urban Areas.

The collection includes indexes.

## FRANCIS THOMPSON, COVENTRY PATMORE and THE MEYNELL FAMILY

Boston College Thompsoniana: The base of this holding was formed by the Seymore Adelman Collection. Thompson, a major Roman Catholic poet of the late Victorian Era in England, authored the Hound of Heaven. The collection is 95% complete for all material extant; the rest is in England. The Thompsoniana totals 4,725 books, 704 manuscripts, 25 prints, recordings and tapes, and 489 autographs.

The Coventry Patmore Collection contains first editions and several presentation copies of his works.

A first edition of The Meynell Collection includes Alice Meynell's Poem's as well as other of her works and letters.

THE BURNS AND OATES PUBLISHING COMPANY

Burns and Oates was the official Roman Catholic worship book publisher (in Great Britain) from 1847 to 1964. The collection is composed of office file copies of every book published by the company and (sic) is a source for the retrospective study of changes in Roman Catholic thought for the past 117 years.

NICHOLAS M. WILLIAMS ETHNOLOGICAL COLLECTION

The collection's subject matter is Caribbeana (1,674 books) with emphasis on Africana and Judaica. The Judaica is considered obsolete as there have been no additions to it since 1940.

Contained in the collection are approximately 10,000 books; 6,000 manuscripts; 31 maps; 8 prints and pictures; 4 periodicals; and 2 recordings and tapes.

SUPPORT SERVICES

## HEALTH SERVICES

Infirmery and Clinic

Cushing Hall

INFIRMARY

Total Patient Days - - - - -	1,069
Average Daily Census - - - - -	4.4
Average Length of Stay - - - - -	2.7
Male Admissions - - - - -	265
Female Admissions - - - - -	<u>128</u>
Total Admissions	393
Bed Capacity	21

SPECIAL CLINICS

Orthopedic	712
Surgery	510
Medical	247

OTHER STATISTICS

Total Physical Exams - - - - -	1,064	
Hospital Admissions - - - - -	35	
Employees - first aid - - - - -	66	
Total lab tests - - - - -	1,531	through April 30, 1972
Total x-rays - - - - -	799	" " "
Total injections - - - - -	2,359	" " "

Source: Office of the Director of Health Services

## HEALTH SERVICES

Infirmary and Clinic

Cushing Hall

Students Served

	1967-68	1968-69	1969-70	1970-71	1971-72
Clinic	12,495	14,311	13,532	16,643	18,673
Infirmary	-	550	385	463	393

<u>OUT-PATIENT CLINIC</u>	<u>Academic Year</u> 9/13/71-5/26/72	<u>Summer</u> 6/71-8/12/71	Total
No. of Days Open	239	72	
Total M.D. Visits	10,641	276	10,917
Total R.N. Visits	<u>6,901</u>	<u>819</u>	<u>7,720</u>
Total Visits	17,542	1,095	18,637
Average Visits Per Day	78		

Estimated number of visits for May, 1972 are included in totals - figures projected on basis of statistics for May, 1971

## PHYSICAL PLANT

## Facilities Inventory, December 1971\*

Types of Areas	No. Units	Area (sq.ft.)	% of Total Area
Offices	760	161,777	25.6
Classrooms	137	106,108	16.8
Libraries	8	58,598	9.3
Roberts Center	22	58,035	9.2
Recreational Complex	17	64,362	10.2
Food Facilities	7	53,313	8.4
Research Labs	87	43,538	6.9
Teaching Labs	60	20,224	3.2
Lab Services	59	17,074	2.7
Study Areas	20	10,449	1.6
Auditoriums	5	9,347	1.5
Lounges	9	8,900	1.4
Data Processing	4	6,731	1.1
Conference Rooms	10	5,519	.9
Storage	11	3,760	.6
Shop	5	3,371	.5
Service	7	558	.1
<b>Totals</b>	<b>1,227</b>	<b>631,664</b>	<b>100.0</b>

\*Excluding dormitory facilities

Source: Office of the Director of Campus Planning

PHYSICAL PLANT AND  
OTHER PROPERTIES

Building	Purpose	Date Constructed/ Acquired
Gasson	Administration Building	1913
St. Mary's Hall	Jesuit Residence	1917
Philomatheia Hall	Development Office	1920
Devlin Hall	Science Building	1924
Bapst Library	Main Library	1928
Southwell Hall	Consumer Law Center	1937
Faber House	Jesuit Residence	1938
O'Connell Hall	Student Housing	1938
O'Connell Annex	Student Housing	1938
Alumni Hall	Alumni and Placement Offices	1948
Fulton Hall	School of Management	1948
Service Building	Maintenance Shop	1948
Columbiere	Jesuit Residence	1949
Lyons Hall	Arts and Sciences Classrooms	1951
Campion Hall	School of Education	1955
McElroy Commons	Student Union	1955
St. Thomas More Hall	The Law School	1955
Claver	Student Housing	1956
Loyola	Student Housing	1956
Xavier	Student Housing	1956
Gonzaga Hall	Student Housing	1958
Kostka Hall	Student Housing	1958
McHugh Forum	Hockey Rink	1958
Roberts Center	Gymnasium	1958
Cheverus	Student Housing	1960
Cushing Hall	School of Nursing	1960
Fenwick	Student Housing	1960
Fitzpatrick	Student Housing	1960
Rahner House	Jesuit Residence	1962
Shaw House	Student Housing	1962
Carney Hall	Arts & Sciences Faculty Center	1962
Bea House	Jesuit Residence	1965
Roncalli House	Student Housing	1965
Welsh Hall	Student Housing	1965
Williams Hall	Student Housing	1965
Higgins Hall	Science Building	1966
Canisius House	Jesuit Residence	1966
Botolph House	Office of the President	1967
Murray House	Commuter Center	1967
Lawrence House	Public Relations Office	1968
McGuinn Hall	Social Sciences Building	1968
Hopkins House	Office of the Dean of Faculties	1968
210 Chestnut Hill Ave.	Student Apartments	1969
2051 Commonwealth Ave.	Student Apartments	1969
314 Hammond St.	Student Housing	1969
39-41 South St.	Student Apartments	1969

<u>Building</u>	<u>Purpose</u>	<u>Date Constructed/ Acquired</u>
5 South Street	Student Apartments	1969
9 South Street	Student Apartments	1969
15 South Street	Student Apartments	1969
19 South Street	Student Apartments	1969
25 South Street	Student Apartments	1969
Haley House	Campus Ministry Facility	1969
Bellerman	Environment Center	1969
Modulars	Student Apartments	1971
Town House Dormitories	Student Apartments	1971
Hovey Estate	Dept. of Fine Arts	1971
Athletic Complex	Recreational Facilities	1972

Source: Office of the Director of Campus Planning



## PHYSICAL PLANT

## Classroom Use, Fall Semester 1971 - 1972

Buildings	Number of Classrooms	<u>Percentage of Time Utilization</u>	
		9:00 A.M.-4:30 P.M.	4:30 P.M.-9:30 P.M.
Campion	15	84	32
Carney	25	86	50
Cushing	12	73	19
Devlin	2	60	6
Fulton	15	72	28
Gasson	12	56	6
Higgins	8	74	6
Lyons	17	65	13
McGuinn	15	68	34
St. Thomas More	6	47	0

Source: Office of the Director of Campus Planning

## PHYSICAL PLANT

Personnel

## Supporting Staff:

3rd Shift - Custodians - 37; Supervisors - 2  
2nd Shift - Custodians - 12; Supervisors - 1  
1st Shift - Custodians - 20; Supervisors - 2

Upper Dorm: Custodians - 16; Supervisors - 3  
South Street - Houses: Custodians - 11; Supervisor - 1

## Security:

1st Shift - 13 Officers; 2 Sergeants  
2nd Shift - 13 Officers; 2 Sergeants  
3rd Shift - 10 Officers; 2 Sergeants

## Switchboard:

Operators - 14; Supervisor - 1

## Mailroom:

Clerks and Drivers - 9; Supervisor - 1

## Grounds Force:

Groundsmen and Drivers - 22; Supervisor - 1

## Athletic Area:

General Maintenance Men - 10; Supervisor - 1

## Trades Area:

Boiler Room: Engineers - 4; Supervisor - 1  
Carpenters - 9; Supervisor - 1  
Electricians - 4; Supervisor - 1  
Garage: Mechanics - 2  
Paint Shop: Painters - 4; Supervisor - 1  
Plumbers - 4; Supervisor - 1

## Physical Plant (cont'd)

Services

Custodial: 24 hrs. per day, 5 days per week  
58 buildings, 86 modular apartments

Security: 24 hrs. per day, 7 days per week

Switchboard: 24 hrs. per day, 7 days per week  
2,500 extensions, approximately  
3,000 incoming calls per day

Mailroom: 5 days per week - Campus and U.S. mail  
16,000 pieces per day, approximately

## Equipment Maintenance:

21,000 fluorescent lamps on main campus  
1,500 electric motors (75 h.p. to 1/4 h.p.)  
150 refrigeration units  
216 window air conditioners  
14 cooling towers  
26 elevators  
26 #2 oil burners  
15 #5 or #6 oil burners  
1,500 plumbing fixtures in dormitories  
900 control devices in Devlin Hall, alone

## In the modulars:

86 stoves  
86 refrigerators  
87 air conditioners (one in Commons Bldg.)  
87 electric furnaces (one in Commons Bldg.)  
174 toilets  
172 showers  
86 kitchen sinks  
174 lavatory sinks

Source: Director of Physical Plant

Purchasing Department, Service Building

Number of Employees: 8

Activity: 36,150 requisitions, purchase orders and invoices  
annually involving 83,174 items;  
16,700 invoices for payment of \$3,810.00

Boston College Press, Fulton 207

Number of Employees: 6

Activity: 3,000 orders annually involving 28,884 original  
documents for a total of 6,176,000 impres-  
sions

Bookstore, McElroy Commons - Area: 9,400 Sq. Feet

Number of Employees: 13 Full Time

Business Hours: 9:00 A.M. to 5:00 P.M. Monday through Friday

Items in Inventory: 40,000  
76% course materials  
7% non-course materials  
17% miscellaneous merchandise

Individual Sales Annually:

325,000  
40% course materials  
10% non-course materials  
50% miscellaneous merchandise

Food Service, Saga Food Service, Inc. - Subcontractor

## Facilities:

Resident Student Dining Hall - Second Floor McElroy Commons;  
Seating Capacity: 1,280; Usage: Resident students on Board  
Plan with cash sales to guests.

Eagles Nest Snack Bar - Second Floor McElroy Commons; Seating  
Capacity: 650; Usage: Cash sales cafeteria for all members  
of the University Community and their guests.

Faculty Dining Room - Third Floor McElroy Commons; Seating  
Capacity: 200; Usage: Faculty and administrative personnel  
and their guests on a cash sales basis.

## Administrative Services (cont'd)

## Facilities (cont'd):

Lyons Hall Cafeteria - Basement Lyons Hall; Seating Capacity: 750; Usage: A cash sales cafeteria for use mainly by Commuter Students and all other members of the University Community.

Kirkwood Dining Hall - Basement South Street Dormitory; Seating Capacity: 200; Usage: Residents of South Street Dormitories and Board Plan members of Cleveland Circle Apartments.

Law School Deli Cafeteria - Basement St. Thomas More Law School; Seating Capacity: 250; Usage: Mainly by Law School Faculty, Administration and Students on a cash sales basis.

Bureau of Conferences, Gasson Hall 200

Number of Employees: 3

Function: Provide greater utilization of University facilities, i.e., lecture halls, classrooms, amphitheaters, dining areas and other assembly areas when not required.

Activity: Coordinates all internal functions that are not student related. Develops and administers special conferences and institutes for outside organizations.

STUDENTS

ADMISSIONS  
Freshmen Applications and Enrollment

YEAR	APPLICATIONS*	MALE	ENROLLMENT**		TOTAL
			FEMALE		
1962	4473	1099	275		1,374
1963	4208	1153	277		1,430
1964	5258	1309	309		1,618
1965	5759	1159	291		1,450
1966	5566	1168	317		1,485
1967	5887	1248	361		1,609
1968	6050	1349	379		1,728
1969	5242	1232	364		1,596
1970	6605	1402	685		2,087
1971	6712	1024	725		1,749
1972	7286	1253	976		2,229

Source: \*Office of the Director of Admissions  
\*\*Office of the Secretary of the University

## DISTRIBUTION BY GEOGRAPHIC AREA

Class of 1976

	<u>Total</u>		<u>Total</u>
Boston		Milton	36
Boston	5	Natick	13
Roxbury	17	Needham	46
Dorchester	46	Newton	74
Mattapan	16	Norwood	13
S. Boston	6	Quincy	27
E. Boston	12	Revere	13
Charleston	3	Somerville	17
Jamaica Plain	18	Waltham	31
Roslindale	17	Watertown	10
W. Roxbury	30	Wellesley	14
Allston	4	Weymouth	11
Brighton	20	Winchester	20
Hyde Park	20	Winthrop	11
Total	214	Other Massachusetts	<u>355</u>
Arlington	32	Total Massachusetts	<u>1,169</u>
Belmont	27	Connecticut	229
Braintree	12	Maine	10
Brockton	11	New Hampshire	18
Brookline	22	Rhode Island	63
Cambridge	18	Vermont	<u>1</u>
Dedham	15	Total New England outside Massachusetts	<u>321</u>
Fall River	11		
Framingham	28		
Hingham	10		
Lexington	16		
Lynn	15		
Malden	12		
Medford	22		
Melrose	13		



	<u>Total</u>		<u>Total</u>
Alabama	1	Missouri	1
Arizona	2	Nebraska	2
California	5	New Jersey	225
Washington, D.C.	12	New Mexico	1
Florida	18	New York	280
Georgia	2	Ohio	19
Hawaii	1	Oregon	1
Illinois	28	Pennsylvania	53
Indiana	3	Tennessee	1
Kansas	1	Virginia	10
Louisiana	1	Washington	1
Maryland	23	West Virginia	1
Michigan	10	Wisconsin	10
Minnesota	3	Puerto Rico	10
Mississippi	1	Foreign	<u>13</u>
		Total	<u>2,229</u>

Source: Office of the Registrar

## ADMISSIONS

## Average of Median SAT's

Class	Verbal	Mathematical
1961	478	486
1962	476	498
1963	496	511
1964	521	522
1965	504	539
1966	535	544
1967	544	549
1968	559	574
1969	565	576
1970	556	570
1971	546	567
1972	556	578
1973	549	574
1974	533	554
1975	530	554
1976	528	552

Source: Office of the Director of Admissions

ADMISSIONS

Undergraduate Transfer Students

Year	Male	Female	Total
1969	NA	NA	58
1970	60	36	96
1971	88	115	203
1972	177	283	460

NA: Not Available

Source: Office of the Director of Admissions

## ADMISSIONS

Undergraduate Transfer Students  
By Type of Previous Institutions

	No.	%
Two-year Public	31	7
Two-year Private	75	16
Four-year Public	83	18
Four-year Private	271	59
Total	406	100

Source: Office of the Director of Admissions

ACADEMIC YEAR ENROLLMENT

Headcount

Fall	Undergraduate			Total	Graduate and Professional	Total
	Day	Evening				
1968	6,090	918		7,008	2,964	9,972
1969	6,231	984		7,115	3,099	10,214
1970	6,663	1,076		7,739	3,217	10,956
1971	6,640	1,101		7,741	3,370	11,111
1972	7,313	1,173		8,486	3,301	11,787
5 year change	+1,223	+ 255		+1,478	+ 337	+ 1,815
% change	+ 17	+ 22		+ 17	+ 10	+ 15

Source: Office of the Secretary of the University

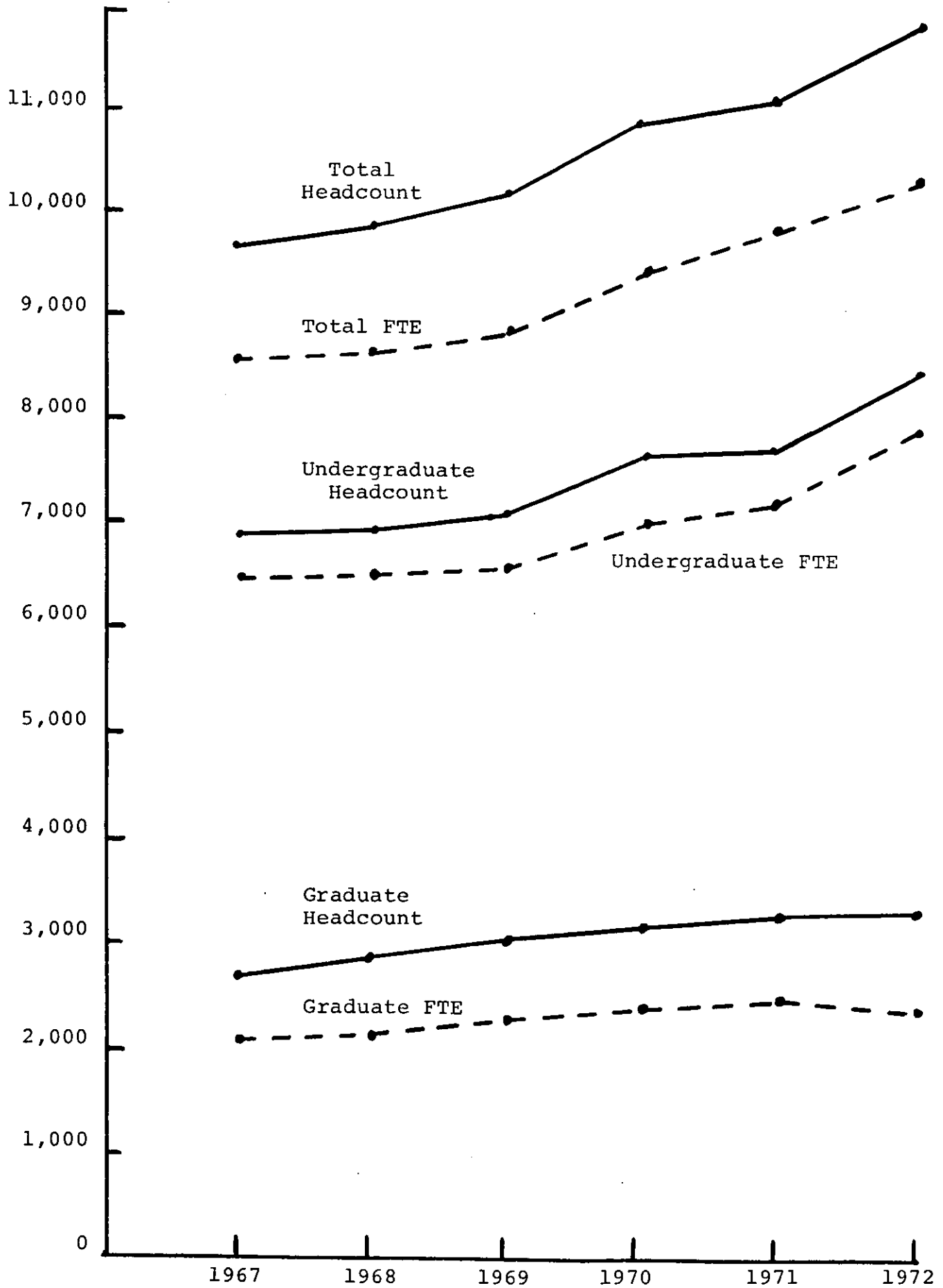
ACADEMIC YEAR ENROLLMENT

Full-Time-Equivalent

Fall	Undergraduate		Total	Graduate and Professional	
	Day	Evening		Total	Total
1968	5,987	562	6,549	2,229	8,778
1969	6,170	480	6,650	2,324	8,974
1970	6,589	491	7,080	2,464	9,544
1971	6,611	638	7,249	2,545	9,794
1972	7,296	637	7,933	2,378	10,311
5 year change	+1,309	+ 75	+1,384	+ 149	+1,533
% change	+ 18	+ 12	+ 17	+ 6	+ 15

Source: Office of the Secretary of the University

# HEADCOUNT AND FTE FALL ENROLLMENT



Source: Office of the Secretary of the University

## ACADEMIC YEAR ENROLLMENT

Headcount by School  
(Undergraduate)

Fall	A&S*	SOM	Educ.	Nurs.	Evening		Total
					A&S	Bus.	
1968	2,437	1,806	1,256	591	604	314	7,008
1969	2,475	1,779	1,290	587	629	355	7,115
1970	3,032	1,774	1,268	589	743	333	7,739
1971	3,145	1,641	1,284	570	812	289	7,741
1972	3,589	1,663	1,344	717	897	276	8,486

\*Includes Weston School of Theology and School of Philosophy

Source: Office of the Secretary of the University



ACADEMIC YEAR ENROLLMENT

Headcount by School  
(Graduate)

Fall	A&S*	SOM	Soc. Wk.	Law	Total
1968	1,944	360	140	520	2,964
1969	1,983	401	166	549	3,099
1970	2,019	351	206	641	3,217
1971	2,107	288	244	731	3,370
1972	2,048	317	228	708	3,301

\*Includes Weston School of Theology, Graduate Education and Nursing

Source: Office of the Secretary of the University

## HEADCOUNT ENROLLMENT

By Sex

Fall	Undergraduate		Graduate/Professional		Total	
	M	F	M	F	M	F
1967	5,191	1,784	1,856	898	7,047	2,682
1968	5,129	1,879	1,880	1,084	7,009	2,963
1969	5,205	1,910	1,974	1,125	7,179	3,035
1970	5,311	2,428	1,983	1,234	7,294	3,662
1971	5,019	2,722	2,029	1,341	7,048	4,063
1972	4,945	3,541	1,975	1,326	6,920	4,867

Source: Office of the Secretary of the University

SUMMER SCHOOL ENROLLMENT

Headcount

Fall	Regular Session		Total	Workshops and Institutes	Total
	Undergraduate	Graduate/Professional			
1967	1,270	1,113	2,383	870	3,253
1968	1,251	1,161	2,412	1,033	3,445
1969	1,028	1,592	2,620	1,451	4,071
1970	691	1,434	2,125	679	2,804
1971	676	1,149	1,825	508	2,333
1972	607	1,077	1,684	446	2,130

Source: Summer School Office

TYPES OF DEGREES CONFERRED  
AT BOSTON COLLEGE

Bachelor of Arts (A.B.)  
Bachelor of Science (B.S.)  
Master of Arts (A.M.)  
Master of Arts in Teaching (M.A.T.)  
Master of Business Administration (M.B.A.)  
Master of Education (M.Ed.)  
Master of Science (M.S.)  
Master of Science in Teaching (M.S.T.)  
Master of Theology (Th.M.)  
Bachelor of Divinity (B.D.)  
Certificate of Advanced Educational  
Specialization (C.A.E.S.)  
Doctor of Law (J.D.)  
Doctor of Education (D.Ed.)  
Doctor of Philosophy (Ph.D.)

Source: Office of the Secretary of the University

DEGREES CONFERRED

Undergraduate

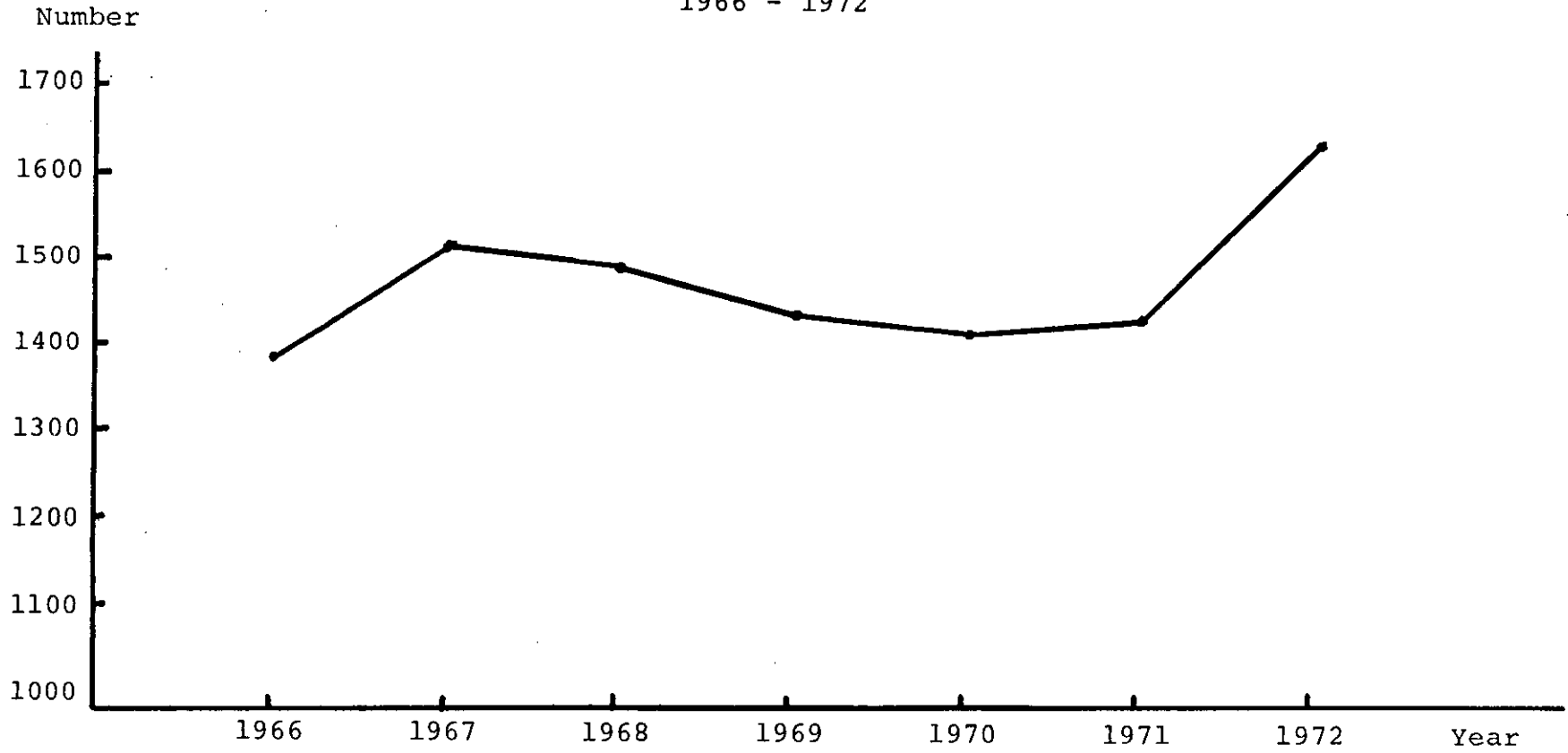
1966 - 1972

School	1966	1967	1968	1969	1970	1971	1972	7 Year Total
A&S	433	452	560	544	523	510	801	3,823
SOM	432	368	437	415	380	378	430	2,840
Nursing	213	195	277	119	156	163	142	1,265
Education	183	380	128	246	242	299	145	1,623
Philosophy	24	28	22	24	19	16	38	171
Evening	83	84	67	86	82	73	78	553
Total	1,386	1,507	1,491	1,434	1,402	1,439	1,634	10,275

Source: Office of the Secretary of the University

DEGREES CONFERRED

Undergraduate  
1966 - 1972



Source: Office of the Secretary of the University

## DEGREES CONFERRED

84

## Graduate and Professional

1966 - 1972

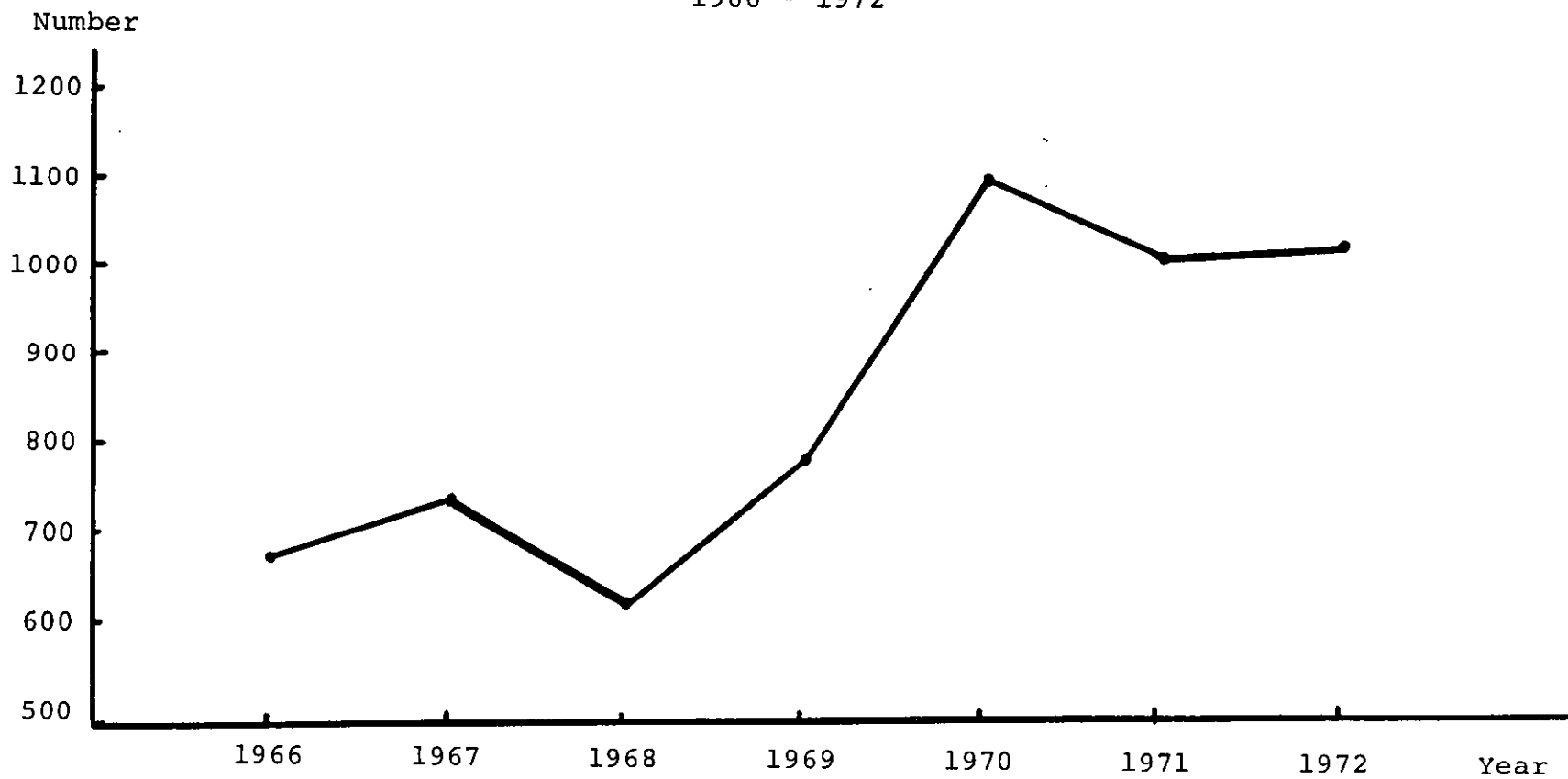
School	1966	1967	1968	1969	1970	1971	1972	7 Year Total
A&S								
Masters 1st Prof.	336	433	298	456	636	569	575*	3,303
Doctorate	22	20	19	28	55	56	52**	252
SOM	77	68	75	69	165	122	102	608
Social Work	68	62	60	55	78	90	94	507
Law	147	115	146	166	138	169	206	1,087
Weston	24	22	32	20	31	16	20	165
Total	674	740	630	794	1,103	1,022	1,049	5,992

\*Of 575 MA's, 302 were from Education and 33 from Nursing

\*\*Of 52 PH.D.'s, 29 were from Education

Source: Office of the Secretary of the University

DEGREES CONFERRED  
Graduate and Professional  
1966 - 1972



Source: Office of the Secretary of the University



## GRADUATING SENIORS BY MAJOR

98

Major	67-68	68-69	69-70	70-71	71-72
A & S General	1	2		3	2
American Studies				1	2
Biology	64	70	65.5	54.5	71
Chemistry	18	12	22	14.5	18.5
Classics	8	9	7	6	8
Economics	100.5	126	96	42.5	61
English	146.5	144	169	155	211.5
Fine Arts				1	2
Geology	2	7	8	4	8.5
German	3	5		4	1
History	130.5	93	100.5	126.5	83
Mathematics	107	84	80	78	81
Philosophy	46	39	25	42	9
Physics	17	10	10.5	4.5	9
Political Science	41	59	54.5	49.5	67.5
Psychology	27.5	16	37	53.66	85.5
Romance Languages	28	21	27	19.5	23

Russian; Slavic	7	5	3.5	5	13
Sociology	18.5	14	18	38.5	34
Social Sciences	9	20		5	13
Speech Communication & Theatre	13	17	10	17.33	13
Theology	2	1	1.5	1.5	2
Urban Studies				1	2.5
Education General			3	39	
Education (Elementary)	81	76	85	104	105
Education (Special)	42	29	26		40
Accounting	107	129	128	107	126
Business General	18	28	26	21	26
Business Mgmt. & Admin.	53	64	46	51	85
Business Economics				28	41
Finance	117	84	88	71	42
Marketing	101	105	94	117	110
Nursing	128	119	156	163	142

Note: Decimal denotes multiple major

Source: University Registrar

## FINANCIAL AID

88

## Number of Students Aided

Types of Aid	1967-68	1968-69	1969-70	1970-71	1971-72
University Scholarship*	915	1,117	1,024	1,184	1,068
State Scholarship**	233	200	521	762	1,069
EOG	644	684	617	643	623
Work-Study	945	992	995	866	840
NDEA Loan	1,035	1,184	1,126	1,734	1,622
Total***	3,772	4,177	4,283	5,189	5,222

\*Excludes athletic scholarships and Black Talent program.

\*\*Includes students from Massachusetts, Connecticut, New Jersey, Pennsylvania, Rhode Island and Vermont.

\*\*\*The number of different students aided from these programs is approximately 50% of the total given.

Source: Office of the Director of Financial Aid

FINANCIAL AID

Dollar Value of Aid

Types of Aid	1967-68	1968-69	1969-70	1970-71	1971-72
University Scholarship*	1,169,050	1,390,626	1,564,520	1,247,094	1,189,754
State Scholarship**	93,700	82,750	425,004	601,875	895,808
EOG	376,050	392,720	460,645	536,500	548,170
Work-Study	621,373	599,212	744,991	591,161	749,560
NDEA Loan	726,005	828,825	839,666	1,360,525	1,411,690
Total	2,986,178	3,294,133	4,034,826	4,337,155	4,794,982

\*Excludes athletic scholarships and Black Talent program.

\*\*Includes funds to students from Massachusetts, Connecticut, New Jersey, Pennsylvania, Rhode Island and Vermont.

Source: Office of the Director of Financial Aid

## FOREIGN STUDENT ENROLLMENT

Academic Year 1972-73

By College and Sex

COLLEGE	MALE	FEMALE	TOTAL
A&S	11	4	15
SOM	10	0	10
Nursing	1	0	1
Evening	0	1	1
Weston	2	0	2
Graduate A&S	46	30	76
Graduate SOM	3	0	3
Graduate Nursing	0	2	2
Graduate Social Work	3	5	8
Total	76	42	118

Source: Office of Foreign Students

## FOREIGN STUDENTS

91

## Academic Year 1972-73, by Countries

Country	M	F	Total	Country	M	F	Total
Australia	1	0	1	Italy	3	0	3
Bermuda	1	0	1	Jamaica	1	3	4
Bolivia	1	0	1	Japan	0	1	1
Brazil	1	3	4	Korea	2	0	2
Canada	6	9	15	Korzan	1	0	1
Chile	1	0	1	Lebanon	1	1	2
China	9	6	15	Malaysia	1	0	1
Columbia	1	0	1	Nicaragua	1	0	1
Dominican Republic	2	0	2	Nigeria	3	0	3
Ecuador	1	0	1	Panama	1	0	1
El Salvador	2	0	2	Peru	1	1	2
England	3	2	5	Philippines	2	1	3
France	0	1	1	Portugal	3	0	3
Ghana	1	0	1	Somalia	2	0	2
Greece	1	0	1	Spain	0	1	1
Hong Kong	0	1	1	Thailand	2	1	3
India	13	8	21	Turkey	1	0	1
Iran	2	0	2	Venezuela	1	0	1
Ireland	4	1	5	Vietnam	1	0	1
Israel	0	3	3				
Total - - - - -					77	43	120

Source: Office of Foreign Students

## ATHLETICS

## Varsity Sports

SPORT	1970		1971		1972	
	Won	Lost	Won	Lost	Won	Lost
Football	8	2	9	2	4	7
Basketball	11	13	15	11	13	13
Hockey	16	10	11	15	14	16
Wrestling	4	8	3	6	1	4 (T-1)
Soccer	4	9	6	8	6	8
Lacrosse	2	6	3	5	7	4
Tennis	5	3	2	6	8	4
Baseball	11	11	11	12	9	13 (T-1)

Note: Because of complex scoring methods, records for Track, Golf and Skiing are not included.

Source: Director of Sports Information

## SPORTS PARTICIPATION

1971-1972

<u>Men's Intramural Sports</u>	<u>Participants</u>	<u>Teams</u>
Flag Football	344	21
Tennis (doubles)	34	17
Golf Tournament	78	
Cross Country Meet	28	
Handball Tournament	48	
Basketball	730	73
Bowling	35	10
Hockey	175	12
Skiing Meet	40	
Paddleball Tournament	16	
Volleyball	350	35
Softball	120	12
Swimming Meet	40	
Tennis (singles)	50	
Squash	56	
Total	<u>2,154</u>	
 <u>Women's Intramural Sports</u>		
Total	100	
 <u>Intercollegiate Athletic Program</u>		
Men	450	
Women	100	
 <u>Sports Clubs</u>		
Judo	40	
Rugby	40	
Scuba	50	



## Sports Participation (cont'd)

<u>Athletic Facilities*</u>	<u>Day</u>	<u>Week</u>
Roberts Center	400	2,000
McHugh Forum	1,000	7,000
Sports Complex	1,200	8,400

\* Figures are approximate--based on average daily attendance taken on specific days.

Source: Athletics' Department

ALUMNI AFFAIRS  
and  
PUBLIC RELATIONS

ALUMNI  
by Geographic Area

Metropolitan Boston	25,919	
Massachusetts (other)	<u>4,286</u>	
Total Massachusetts		<u>30,205</u>
Connecticut	2,259	
Maine	535	
New Hampshire	823	
Rhode Island	1,049	
Vermont	<u>186</u>	
Total New England Outside Massachusetts		4,852
Total New England		35,057
Total Outside New England		<u>16,391</u>
Total Alumni		<u><u>51,448</u></u>

## ALUMNI

## Geographic Location by State

	<u>Total</u>		<u>Total</u>
Alabama	42	Michigan	318
Alaska	14	Minnesota	125
Arizona	69	Mississippi	22
Arkansas	13	Missouri	153
California	983	Montana	20
Colorado	92	Nebraska	37
Connecticut	2,259	Nevada	13
Delaware	81	New Hampshire	823
District of Columbia	406	New Jersey	1,289
Florida	357	New Mexico	34
Georgia	117	New York	3,230
Hawaii	38	North Carolina	120
Idaho	7	North Dakota	17
Illinois	455	Ohio	482
Indiana	138	Oklahoma	39
Iowa	50	Oregon	50
Kansas	47	Pennsylvania	682
Kentucky	84	Puerto Rico	58
Louisiana	73	Rhode Island	1,049
Maine	535	South Carolina	40
Maryland	653	South Dakota	14
Massachusetts	30,205	Tennessee	62

Alumni (cont'd)

99

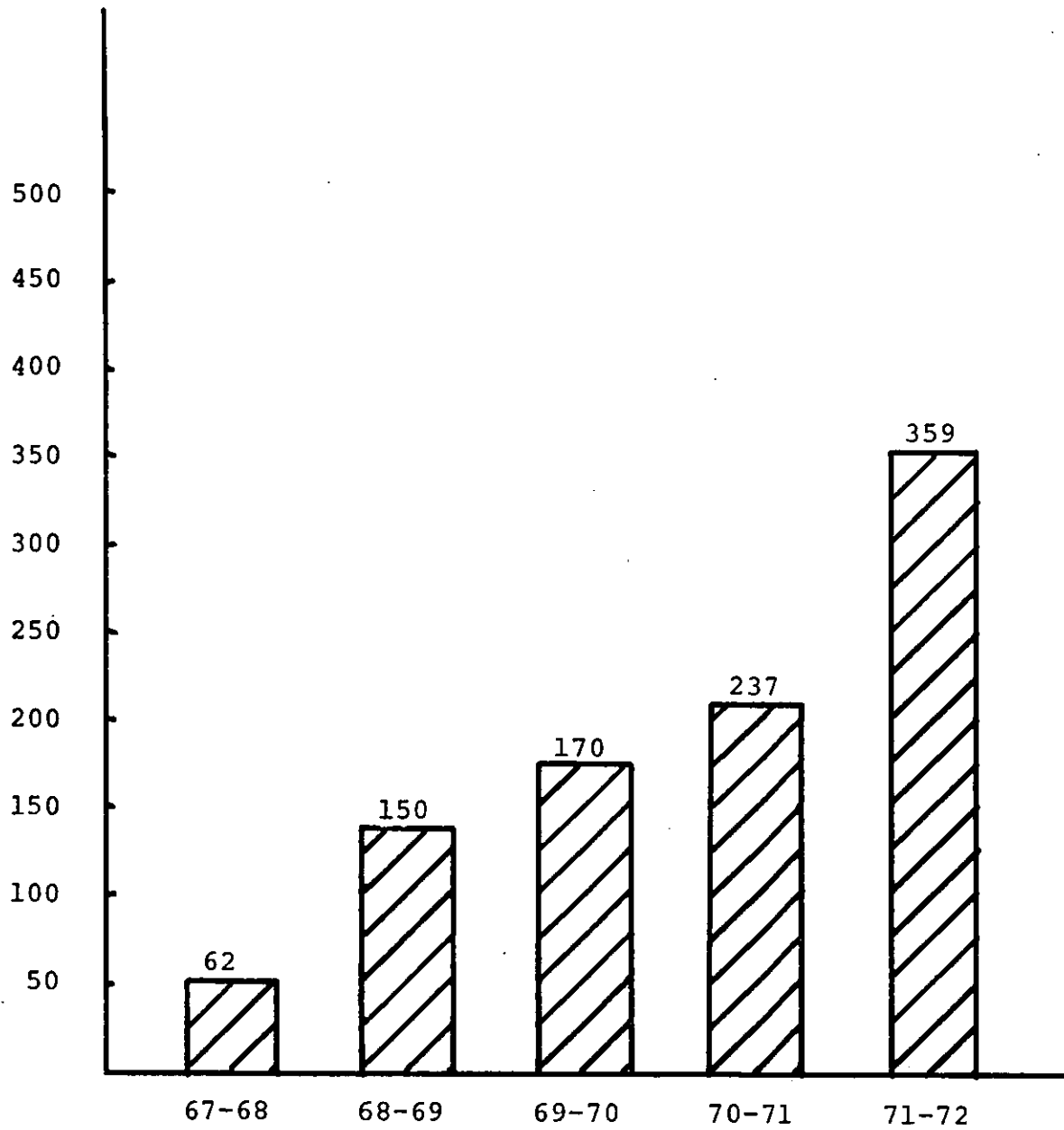
	<u>Total</u>		<u>Total</u>
Texas	197	Wisconsin	153
Utah	28	Wyoming	6
Vermont	186	Caroline Islands	4
Virginia	567	Foreign Nations	702
Virgin Islands	4	Inactive	316
Washington	106	Lost	3,762
West Virginia	22		

Office of Alumni Affairs

ANNUAL FUND RECEIPTS

1967-1972

Dollars  
in  
Thousands

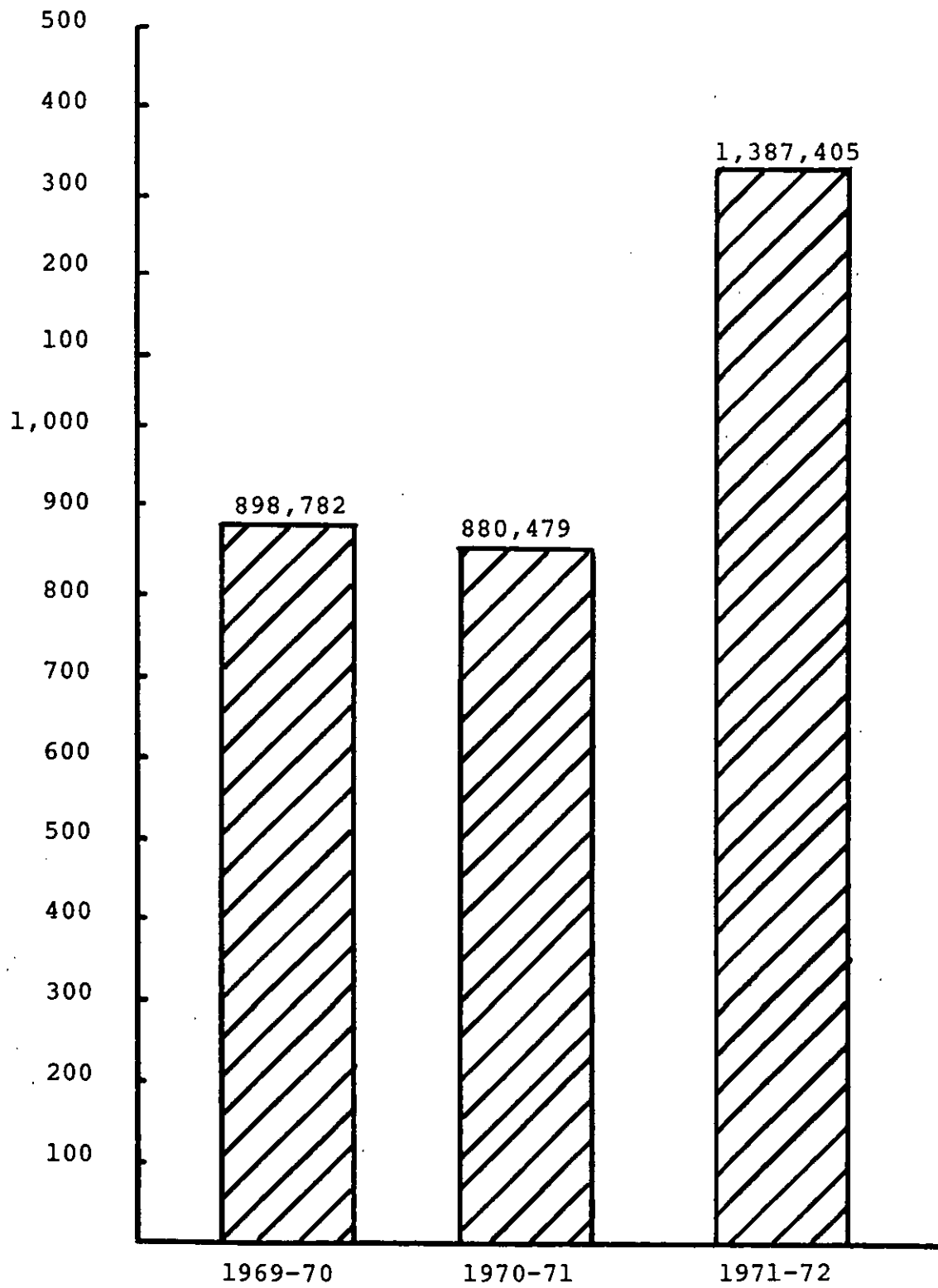


Source: Office of Development

GIFTS TO THE UNIVERSITY

1969-1972

Dollars  
in Thousands



Source: Development Office

PUBLIC RELATIONS  
PRINCIPAL OPERATING UNITS

Editorial:

Thursday Reporter -

Weekly, eight-page tabloid  
Circulation---12,000

Bridge -

Monthly magazine, from September through May and  
mid-summer  
Circulation---48,000 mailed to B.C. Alumni  
8,000 mailed to parents of undergraduates  
4,000 campus distribution  
60,000 Total

Press Relations:

Newspaper Releases  
Wire Services  
Radio/Television

Internal University

Graphic Design

Publication Services:

Print Production

Film Productivity:

Documentary Films for Alumni relations and  
Admissions Programs